

## BAB V

### KESIMPULAN DAN SARAN

#### A. Kesimpulan

1. Berdasarkan pengujian terhadap 12 asosiasi program acara musik

Inbox di SCTV terdapat 7 asosiasi yang membentuk *brand image* yang

sangat kuat, yaitu:

- 1) Memiliki Tangga Lagu Terbaru
- 2) Pembawa Acara Inbox Andhika Pratama
- 3) *Tagline* “Barometer Musik Indonesia, Mantap!”
- 4) Tebak Lagu dengan Putri Sangkar
- 5) Penonton Inbox Semua Kalangan
- 6) Acara Musik Penuh Selebritis
- 7) Nonton Inbox Gratis

2. Berdasarkan pengujian terhadap 13 asosiasi program acara musik

Dahsyat di RCTI, terdapat 5 asosiasi yang membentuk *brand image*

yang sangat kuat, yaitu:

- 1) Pembawa Acara Raffi Ahmad
- 2) Produk Indonesia
- 3) Penonton Dahsyat Semua Usia
- 4) Penonton Dahsyat Semua Kalangan
- 5) Dahsyat *award*

## B. Saran

1. Untuk program acara musik Inbox, hendaknya perusahaan lebih mempertahankan *brand image* yang terdapat dalam program acara musik tersebut, tidak menghilangkan apa yang menjadi ciri khas dari program acara musik tersebut. Tangga lagu harus selalu ter *up to date*. Tetap mempertahankan Andhika Pratama sebagai *Host* program Inbox karena sudah memiliki kesan yang kuat dibenak penonton, Selebritis yang mengisi acara setiap harinya harus berubah-ubah, dan dengan *tagline* yang dimiliki dapat menjadikan acara Inbox semakin mantap dalam industri musik Indonesia.
2. Untuk program acara musik Dahsyat, hendaknya perusahaan lebih mempertahankan *brand image* yang terdapat dalam program acara musik tersebut, tidak menghilangkan apa yang menjadi ciri khas dari program acara musik tersebut. Tetap mempertahankan Raffi Ahmad sebagai *Host* program Dahsyat karena sudah memiliki kesan yang kuat dibenak penonton, menayangkan acara dalam program Dahsyat yang bisa dinikmati oleh semua kalangan dan usia. Dan dengan program Dahsyat *Award* penonton lebih mengenal lagi program acara tersebut. Karena Dahsyat produk Indonesia perusahaan dapat menampilkan kreatifitas musik Indonesia dalam program acara musik Dahsyat.

## DAFTAR PUSTAKA

- Assauri, Sofja n. 2010. *Manajemen Pemasaran*. Rajawali pers. Jakarta
- Duriyanto, 2011. *Manajemen Pemasaran*. PT Sarana Tutorial Nurani Sejahtera Satu Nusa. Bandung
- Duriyanto. Darmadi, Sugiarto dkk. 2004. *Strategi Menaklukan Pasar Melalui Riset Ekuitas dan Perilaku Merek*. PT Gramedia Pustaka Utama. Jakarta
- Djaslim Saladin. 2004. *Manajemen Pemasaran (Analisis, Perencanaan, Pelaksanaan, dan Pengendalian)* Penerbit Linda Karya. Bandung
- Ferrinadewi, Erna. 2008. *Merek dan Psikologi Konsumen*. Graha Ilmu. Yogyakarta
- Farid Yuniar Nugroho. 2011. *Pengaruh Citra Merek dan Kepuasan Pelanggan Terhadap Loyalitas Konsumen*. Yogyakarta: Fakultas Pertanian Universitas Pembangunan Nasional "Veteran"
- Ghozali, Imam. 2013. *Aplikasi Analisis Multi Variate Dengan Program SPSS*. Penerbit Universitas Diponegoro. Semarang
- Humdiana. 2005. *Analisis Elemen-Elemen Merek Produk Rokok Merek Djarum Black, Jurnal of Marketing Manajemen*, Vol 12, No.1
- Handayani, Desy & dkk. 2010. *The Official MIM Academy Coursebook Brand Operation*. Esensi Erlangga Group. Jakarta
- Janita. 2005. *Inspirasi Bisnis : Perspektif Baru Dalam Strategi Branding, Bisnis, dan Karir*. Amara Books. Jakarta
- Kotler, Philip dan Armstrong, Gary. 2008. *Prinsip-prinsip Pemasaran*. Jilid 1. Edisi 12 Erlangga, Jakarta
- Kotler, Philip dan Kevin Lane Keller. 2009. *Manajemen Pemasaran*. Edisi 13 Jilid 1. Jakarta: Erlangga, Jakarta
- Kotler, Philip dan Keller, Kevin Lane. 2013. *Manajemen Pemasaran*. Jilid I. Edisi 13 Erlangga, Jakarta
- Kotler, Philip dan Keller, Kevin Lane. 2013. *Manajemen Pemasaran*. Jilid II. Edisi 13 Erlangga, Jakarta

- Kotler, Philip. 2002. *Manajemen Pemasaran Edisi Millenium I* (Diterjemahkan Oleh Hendra Teguh dan Ronny A. Rusli). PT. Prenhalindo. Jakarta.
- Kartajaya, Hermawan dkk. 2005 *Positioning, Deferensiasi, dan Brand*. PT Gramedia Pustaka Utama. Jakarta
- Lutiary Eka Ratri. 2007. *Hubungan Antara Citra Merek (Brand Image) Operator Seluler dengan Loyalitas Merek (Brand Loyalty) Pada Mahasiswa Pengguna Telepon Seluler di Fakultas Ekonomi Reguler Universitas Diponegoro Semarang*. Semarang: Fakultas Psikologi Universitas Diponegoro
- Mursid, M. 2006. *Manajemen Pemasaran*. Bumi Aksara. Jakarta
- Noor, Any. 2009. *Manajemen Event*. Alfabeta. Bandung
- Prasetijo dan Ihalauw. 2005. *Prilaku Konsumen*. Erlangga Jakarta
- Rangkuti, Freddy. 2008 *The Power Of Brands*. PT Gramedia Pustaka Utama. Jakarta
- Setiadi, Nugroho J. 2005. *Perilaku Konsumen*. Cetakan Kedua. Kencana. Jakarta.
- Subagyo, Ahmad. 2010. *Marketing in Business*. Mitra Wacana Media. Jakarta
- Sugiyono. 2010. *Metodologi Penelitian Bisnis*. Alfabeta. Bandung
- Soemanagara, Rd. 2006. *Strategic Marketing Communicaton: Konsep Strategis dan Terapan*. Alfabeta. Bandung
- Tjiptono, Fandy. 2008. *Strategi Pemasaran*. Edisi ketiga. Andi. Yogyakarta
- Tatik Suryani, 2008. *Perilaku Konsumen; Implikasi pada Strategi Pemasaran*. Graha Ilmu. Yogyakarta
- Umar, Husein. 2004. *Riset Pemasaran & Perilaku Konsumen*. PT Gramedia Pustaka Utama, berkerja sama dengan Jakarta Business Research Center. Jakarta

## **WEBSITE**

<http://www.rcti.tv/profile/view/1> diakses pada tanggal 11/05/2015 19:40


<http://www.sctv.co.id/corporate> diakses pada tanggal 11/05/2015 20:00

<http://www.jadwaltelevi.com/info/acara-tv-inbox-di-sctv> diakses pada tanggal 03/07/2015 13:16

<http://www.jadwaltelevi.com/info/acara-tv-dahsyat-di-rcti> diakses pada tanggal 03/07/2015 15:45

<http://www.koran-sindo.com/read/989885/149/rcti-borong-tiga-penghargaan-roy-morgan-customer-satisfaction-1429146973> diakses pada tanggal 03/07/2015 14:02

<http://tesismanajemen.com/fungsi-manajemen-menurut-hendry-fayol/> diakses pada tanggal 26/07/2015 19:17



## LAMPIRAN 1

### KUESIONER RISET

No. Responden :

Selamat Pagi Saudara/i

Saya Zalika Lutfia Rani Mahasiswi Fakultas Ekonomi Jurusan Manajemen Universitas Darma Persada Jakarta, memohon kesediaan Saudara/i mengisi kuisoner ini untuk keperluan penelitian skripsi yang berjudul **Asosiasi Merek (*Brand Association*) pada Acara Musik Inbox di SCTV dan Dahsyat di RCTI (Studi kasus berdasarkan persepsi Mahasiswa Universitas Darma Persada)**. Kami sangat menghargai kejujuran anda dalam mengisi kuesioner ini. Terimakasih atas partisipasi anda untuk menjadi salah satu peserta survey dan secara suka rela mengisi kuesioner ini.

Pilih Salah satu jawaban dengan memberi tanda (x) pada kolom jawaban yang telah tersedia

#### SCREENING QUESTION

Apakah Saudara/i sudah menonton minimal 3 (tiga) kali dalam satu bulan penayangan program acara musik Inbox yang ditayangkan di SCTV ?

1. Ya
2. Tidak (Stop disini, terima kasih atas partisipasinya)

#### PROFIL RESPONDEN

Nama :

1. Apa jenis kelamin anda :

- a) Laki-laki
- b) Perempuan

2. Berapa usia anda saat ini?

- a) 18 – 22 Tahun
- b) > 22 – 26 Tahun
- c) > 26 – 30 Tahun
- d) >30 Tahun

3. Fakultas ?

- a) Sastra
- b) Teknik
- c) Teknologi Kelautan
- d) Ekonomi

4. Berapa pengeluaran Anda per bulan?

- a) < Rp 1.000.000
- b) Rp 1.000.000 – Rp 2.000.000
- c) > Rp 2.000.000 – Rp 3.000.000
- d) > Rp 3.000.000

Beri tanda ( x ) pada kotak **Ya** atau **Tidak**, mengenai Kesan/Persepsi Saudara/i terhadap program acara musik INBOX

	Ya	Tidak
1. Acara musik terfavorit	<input type="checkbox"/>	<input type="checkbox"/>
2. Memiliki tangga lagu terbaru	<input type="checkbox"/>	<input type="checkbox"/>
3. Pembawa Acara Inbox Andhika Pratama	<input type="checkbox"/>	<input type="checkbox"/>
4. Produk Indonesia	<input type="checkbox"/>	<input type="checkbox"/>
5. Acara SCTV	<input type="checkbox"/>	<input type="checkbox"/>
6. Tagline "Barometer musik indonesia, Mantap!"	<input type="checkbox"/>	<input type="checkbox"/>
7. Tebak lagu dengan Putri Sangkar	<input type="checkbox"/>	<input type="checkbox"/>
8. Penonton Inbox Semua Usia	<input type="checkbox"/>	<input type="checkbox"/>
9. Penonton Inbox Semua Kalangan	<input type="checkbox"/>	<input type="checkbox"/>
10. Bagi-bagi hadiah dengan bintang Mr. Tajir	<input type="checkbox"/>	<input type="checkbox"/>
11. Acara musik penuh selebritis	<input type="checkbox"/>	<input type="checkbox"/>
12. Nonton Inbox gratis	<input type="checkbox"/>	<input type="checkbox"/>

## KUESIONER RISET

No. Responden :

Selamat Pagi Saudara/i

Saya Zalika Lutfia Rani Mahasiswi Fakultas Ekonomi Jurusan Manajemen Universitas Darma Persada Jakarta, memohon kesediaan Saudara/i mengisi kuisisioner ini untuk keperluan penelitian kriptografi yang berjudul *Asosiasi Merek (Brand Association)* pada Acara Musik Inbox di SCTV dan Dahsyat di RCTI (Studi kasus berdasarkan persepsi Mahasiswa Universitas Darma Persada). Kami sangat menghargai kejujuran anda dalam mengisi kuisisioner ini. Terimakasih atas partisipasi anda untuk menjadi salah satu peserta survey dan secara suka rela mengisi kuisisioner ini.

Pilih Salah satu jawaban dengan memberi tanda (x) pada kolom jawaban yang telah tersedia

### SCREENING QUESTION

Apakah Saudara/i sudah menonton minimal 3 (tiga) kali dalam satu bulan penayangan program acara musik Dahsyat yang ditayangkan di RCTI ?

1. Ya
2. Tidak (Stop disini, terima kasih atas partisipasinya)

### PROFIL RESPONDEN

Nama : \_\_\_\_\_

1. Apa jenis kelamin anda :

- a) Laki-laki
- b) Perempuan

2. Fakultas ?

- a) Sastra
- b) Teknik
- c) Teknologi Kelautan
- d) Ekonomi

3. Berapa usia anda saat ini?

- a) 18 – 22 Tahun
- b) > 22 – 26 Tahun
- c) > 26 – 30 Tahun
- d) >30 Tahun

4. Berapa pengeluaran Anda per bulan?

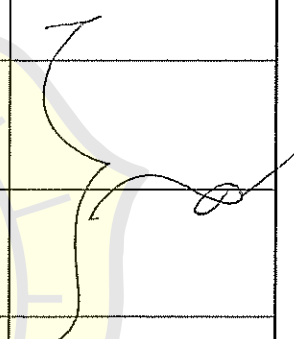


- a) < Rp 1.000.000
- b) Rp 1.000.000 – Rp 2.000.000
- c) > Rp 2.000.000 – Rp 3.000.000
- d) > Rp 3.000.000

Beri tanda ( x ) pada kotak **Ya** atau **Tidak**, mengenai Kesan/Persepsi Saudara/i terhadap program acara musik Dahsyat

	Ya	Tidak
1. Acara musik terfavorit	<input type="checkbox"/>	<input type="checkbox"/>
2. Memiliki tangga lagu terbaru	<input type="checkbox"/>	<input type="checkbox"/>
3. Pembawa Acara Dahsyat Raffi Ahmad	<input type="checkbox"/>	<input type="checkbox"/>
4. Produk Indonesia	<input type="checkbox"/>	<input type="checkbox"/>
5. Acara RCTI	<input type="checkbox"/>	<input type="checkbox"/>
6. Tagline "Deretan lagu <i>Hits</i> Teratas!"	<input type="checkbox"/>	<input type="checkbox"/>
7. Penghargaan <i>Host of the day</i>	<input type="checkbox"/>	<input type="checkbox"/>
8. Penonton Dahsyat Semua Usia	<input type="checkbox"/>	<input type="checkbox"/>
9. Penonton Dahsyat Semua Kalangan	<input type="checkbox"/>	<input type="checkbox"/>
10. Acara Lomba E-Buset di Dahsyat	<input type="checkbox"/>	<input type="checkbox"/>
11. Acara musik penuh selebritis	<input type="checkbox"/>	<input type="checkbox"/>
12. Nonton Dahsyat dapat honor	<input type="checkbox"/>	<input type="checkbox"/>
13. Dahsyat <i>Award</i>	<input type="checkbox"/>	<input type="checkbox"/>


**LEMBAR KONSULTASI**  
**BIMBINGAN SKRIPSI MAHASISWA**

Nama Mahasiswa : ZALIKA LUTFIA RANI  
 No. Induk Mhs : 2011410012  
 Dosen Pembimbing : Dr. Firsan Nova dan Ellena Nurfaizria H. SE MM  
 Mulai Bimbingan : 4 Februari 2015  
 Terakhir Bimbingan : 27 Juli 2015


No.	Hari/Tanggal Bimbingan	Bab.Materi Bimbingan	Tanda Tangan Pembimbing
1	Rabu 4 Februari 2015	Bab I dan Bab II	
2	Senin 23 Februari 2015	revisi dan Penyempurnaan Bab I dan Bab II	
3	Kamis 12. maret 2015	Bab III	
4	28 maret 2015 Sabtu	revisi dan penyempurnaan Bab I, II, III	
5	Sabtu 4 April 2015	revisi Bab 1,2,3 (sesudah semprom) Penyusunan kuisioner	
6	Sabtu 11 - April 2015	KUISONER	
7	Senin 29 Juni 2015	Hasil olah data	
8	27 Juli 2015	revisi Bab I - bab V	


Jakarta, 30 Juli 2015

Mengetahui Kajur,

  
(.....)

Pembimbing,

  
(.....)



# UNIVERSITAS DARMA PERSADA

Jl. Radin Inten II (Terusan Casablanca) Pondok Kelapa - Jakarta 13450

Telp. (021) 8649051, 8649053, 8649057 Fax. (021) 8649052

E-mail : [humas@unsada.ac.id](mailto:humas@unsada.ac.id) Home page : <http://www/unsada.ac.id>

Nomor : 74 /RISET/FE-UNSADA/V/2015  
Lamp : --  
Perihal : **Permohonan Riset**

Jakarta, 09 Juni 2015

Kepada Yth.  
KA. Biro Akademik  
Universitas Darma Persada  
Jl. Raden Inten II (Terusan Casablanca) Pondok Kelapa

Dengan hormat,

Dengan ini kami mohon bantuan Bapak / Ibu kiranya dapat diijinkan dan diberi kesempatan kepada Mahasiswi kami, untuk mengadakan riset/ mengumpulkan data di Instansi yang Bapak / Ibu pimpin, sebatas keperluan mencari data untuk melengkapi proses penulisan skripsi sebagai salah satu syarat untuk menyelesaikan studi pada Fakultas Ekonomi Jurusan Manajemen Universitas Darma Persada kepada :

Nama Mahasiswa : Zalika Lutfia Rani  
N I M : 2011410012  
Program Studi : Manajemen  
Tema Riset : Asosiasi Merek (Brand Association) Pada Acara Musik  
Inbox di SCTV dan Dahsyat di RCTI (Studi Kasus  
berdasarkan persepsi Mahasiswa Universitas Darma  
Persada)  
Telepon : 08998691973

Perlu kami informasikan bahwa sebagai lembaga pendidikan akan menjamin kerahasiaan data yang diberikan sesuai Kode Etik Perguruan Tinggi.

Demikian atas ijin dan bantuan Bapak / Ibu kami ucapkan terima kasih.

Kajur Manajemen  
Fakultas Ekonomi

  
Ellena Nurfazria Handayani, SE, MM

**LAMPIRAN 4**  
**PROFIL RESPONDEN**

**INBOX**

NO	NAMA RESPONDEN	JENIS KELAMIN	USIA	FAKULTAS	PENGELUARAN
1	OKTA	2	1	2	1
2	ANTON	1	1	3	1
3	BAYU	1	1	2	1
4	RENDHIKA	1	1	2	1
5	DHIKA	1	2	3	3
6	RIRI	2	1	4	1
7	ANDAN	1	1	3	2
8	HERRY	1	1	3	1
9	RACHMAN IKHSAN	1	1	2	1
10	ZULHENDRI	1	1	3	2
11	RIAN	1	1	1	2
12	MAUDY	2	1	4	1
13	ALDY	1	1	3	2
14	RAHMAT	1	1	3	3
15	EFFI	2	1	4	3
16	CHINTYA	2	2	1	3
17	KIKI	2	1	2	1
18	KHARISMA	1	1	2	2
19	RIZQOH	2	1	4	2
20	NIAS	2	1	1	2
21	WAHYUNI	2	1	2	2
22	ILHAM	1	1	2	1
23	RIDHO	1	1	2	2
24	ADINDA	2	1	4	1
25	DIANTI	2	1	4	4
26	DIMAS	1	2	4	2
27	FITRI	2	1	4	1
28	VIQIH	1	1	1	2
29	DITA	2	1	1	1
30	APTRENA	2	2	2	3
31	SANI	2	1	1	1
32	BAYU P	1	1	2	1

33	AGUNG	1	1	2	1
34	HERU	1	1	2	1
35	GALUH R	1	1	2	2
36	RIO	1	1	2	2
37	CHAIRUL	1	1	2	1
38	DYAH	2	1	2	1
39	PRAMESTI HATTA	1	1	2	2
40	ARI FANDIKA	1	1	2	2
41	INDAH MAYANG	2	1	2	3
42	AZIZAH	2	1	2	2
43	REZA	1	1	2	2
44	DHIMAS YUDHA	1	1	2	1
45	DIMAS PANJI S	1	1	2	1
46	AHMAD SYAHRONI	1	1	2	1
47	RIDWANTO	1	1	2	1
48	ADE SETIAWAN	2	1	1	2
49	WINA	2	1	1	2
50	FANI	2	1	1	1
51	PANJI	1	1	3	1
52	RIZKY IRVANA	1	1	3	1
53	GILANG A R	1	1	1	1
54	YESSI	2	1	4	1
55	ANIN	2	1	4	1
56	MUNTAZ FARA D	2	1	4	1
57	DINI S	2	1	4	1
58	EVI H	2	1	4	1
59	MIRANTI D	2	1	4	1
60	ADHIETTIA	1	1	4	2
61	FAKHRI F	1	1	1	1
62	GALIH	1	1	4	1
63	RENDY SATRIA	1	1	4	1
64	WULAN	2	1	4	1
65	TRI W	2	1	4	1
66	AFFEBRIANI	2	1	4	1
67	ANISA R	2	1	4	1
68	DIAH FAJARINI	2	1	4	1
69	SARAH WIDAD	2	1	4	1
70	SISKA	2	1	2	1
71	TINI	2	1	4	1

72	CHANDRA	1	1	2	1
73	VITA	2	1	1	1
74	VERYSKA A	2	1	4	2
75	BOWO	1	1	2	4
76	SYAIFUL	1	2	2	3
77	HUSNUR	1	1	2	1
78	TATI	2	1	2	1
79	YOGI	1	2	2	4
80	FEBRI	1	1	2	1
81	UMI F	2	1	2	1
82	RIZAL	1	1	2	1
83	ARIF	1	1	2	4
84	RIZKY	1	1	2	1
85	PUTRA PRATAMA	1	1	2	1
86	AGUS S	1	1	3	2
87	FRISCHA	2	1	3	2
88	M. ERAI	1	1	3	1
89	CHRIS W	1	1	3	1
90	FARAFLY	1	1	2	3
91	ARI	1	1	1	1
92	ANITA	2	1	1	2
93	DARA	2	1	1	2
94	DENIS	1	1	3	2
95	MIKO BELLA	2	1	1	1
96	DEWI	2	1	1	2
97	DESY W	2	1	4	1
98	SYIFA AJENG	2	1	4	1
99	ANI T S	2	1	4	1
100	TRI O	2	1	4	1
	TOTAL	148	106	255	155
	RATA-RATA	1,48	1,06	2,55	1,55

## DAHSYAT

NO	NAMA RESPONDEN	JENIS KELAMIN	USIA	FAKULTAS	PENGELUARAN
1	winda dwi a	2	1	4	1
2	riana syintia	2	1	4	1
3	ambar	2	1	4	1
4	riana syintia	2	1	4	1
5	bella arissandy	2	1	4	1
6	dini	2	2	1	2
7	Annisa	2	1	4	1
8	desy wulandari	2	1	4	1
9	humarioh	2	1	4	1
10	ivanka robbi	1	1	4	2
11	rendy saputra	1	1	1	1
12	jordi	1	1	4	2
13	devi	2	1	4	1
14	ibrahiem	1	2	4	1
15	risky budianto	1	1	4	1
16	mohammad hamdani	1	1	4	1
17	yulianingsih	2	1	4	1
18	shela wardaningsih	2	1	4	1
19	sharfina	2	1	4	1
20	amaliah	2	1	4	1
21	muhammad sauqi	1	1	4	1
22	muchlis f	1	1	4	1
23	denny	1	1	4	1
24	denny kurniawan	1	1	4	1
25	kurniawan	1	1	4	1
26	sri mulyani s	2	1	2	1
27	octavia indriani	2	1	2	1
28	alfa juliana	2	1	2	1
29	mitasari	2	1	2	1
30	daniel ramadhan	1	1	2	1
31	nur aini	2	1	2	1
32	tri juniyanti	2	1	2	2
33	nurina azizah	2	1	2	3
34	ridwanto	1	1	2	1

35	dhimas yudha p	1	1	2	1
36	dimas panji s	1	1	2	1
37	ari fandika	1	1	2	2
38	indah ms	2	1	2	3
39	rizki azizah	2	1	2	1
40	amalia mawaddah	2	1	2	1
41	ratih dwi	2	1	2	1
42	windy t	2	1	2	1
43	r a luna shafa z	2	1	2	1
44	kiki minawati	2	1	2	1
45	iqbal	1	1	4	1
46	dhika	1	1	4	2
47	tidar agung s	1	1	4	1
48	muhammad sadam	1	1	4	1
49	rifa	2	1	4	2
50	ringo	1	2	4	1
51	muharrom y	1	1	4	1
52	edo	1	2	4	4
53	imam agus	1	1	4	2
54	akbar	1	1	4	1
55	m faqih	1	1	4	2
56	wicaksono	1	1	2	1
57	saiman indrawan iqbal	1	1	2	1
58	muhammad insan	1	1	2	4
59	abdulah haris	1	1	2	2
60	muhammad mambaul a	1	1	2	3
61	aliev	1	1	2	1
62	acit	1	1	2	2
63	yudhistira	1	1	2	3
64	hermawan a	1	1	2	2
65	m. Nur rizky	1	1	2	1
66	arga	1	1	2	1
67	achmad budi	1	1	2	1
68	grinaldi	1	1	2	1
69	rafly	1	1	1	2
70	milda	1	1	4	2
71	perdana adi	1	1	4	1
72	ratna f y	2	1	4	3

73	dinda m	2	1	4	1
74	ayu	2	1	4	4
75	maria	2	1	4	3
76	diah e	2	1	4	2
77	rivan	1	2	2	3
78	faisal m	1	1	2	1
79	putri j	2	1	2	1
80	dwi cahyo	1	1	2	1
81	brian	1	1	1	2
82	lazuardi tri	1	1	1	2
83	adit	1	1	4	4
84	frans	1	1	4	1
85	rahiem	1	1	2	1
86	yolanda	2	2	4	2
87	faisal	1	1	3	3
88	ayu	2	1	1	1
89	lutfi	2	1	1	1
90	syifa f	2	1	4	1
91	miko bella	2	1	1	2
92	kinkin p	2	1	1	2
93	niko p	1	1	3	2
94	febri christianto	1	1	3	1
95	randy	1	1	3	2
96	wahyu	1	1	1	2
97	maya	2	1	1	1
98	aryza mei	2	2	1	2
99	amir	1	1	2	2
100	indah fitriyani	2	1	1	2
	TOTAL	144	107	281	154
	RATA-RATA	1,44	1,07	2,81	1,54





86	1	1	1	1	0	0	1	0	0	1	0	0	6	36
87	1	1	1	1	0	1	1	0	1	1	1	1	10	100
88	1	1	1	1	1	1	1	1	1	1	1	1	12	144
89	1	1	1	1	0	1	1	0	1	1	1	1	10	100
90	1	1	1	1	1	1	1	1	1	1	1	1	12	144
91	1	1	1	1	1	1	1	1	1	1	1	1	12	144
92	1	1	1	1	0	1	1	0	1	1	1	1	10	100
93	1	0	0	1	1	1	0	1	1	1	1	1	9	81
94	1	1	1	1	1	1	1	1	1	1	1	1	12	144
95	1	1	1	1	1	1	1	1	1	1	1	1	12	144
96	0	0	0	0	1	1	0	1	1	0	1	1	6	36
97	1	1	1	1	1	1	1	1	1	1	1	1	12	144
98	1	1	1	1	1	1	1	1	1	1	1	1	12	144
99	1	1	1	1	0	1	1	0	1	1	1	1	10	100
100	1	1	1	1	1	1	1	1	1	1	1	1	12	144
Ci	77	87	87	77	55	86	87	55	86	77	86	93	953	9817
Ci <sup>2</sup>	5929	7569	7569	5929	3025	7396	7569	3025	7396	5929	7396	8649	77381	



## LAMPIRAN 6

## TABULASI DATA EXCEL DAHSYAT

Resp	Var1	Var2	Var3	Var4	Var5	Var6	Var7	Var8	Var9	Var10	Var11	Var12	Var13	Ri	Ri <sup>2</sup>
1	1	1	1	1	1	1	1	1	1	1	1	1	1	13	169
2	0	1	1	1	1	1	1	0	1	0	1	1	1	10	100
3	1	1	1	1	0	1	0	1	1	1	0	0	1	9	81
4	1	1	1	1	1	1	1	0	1	0	1	1	0	10	100
5	0	1	1	1	1	1	1	1	1	1	1	1	0	11	121
6	1	1	1	1	1	1	1	1	1	1	1	1	1	13	169
7	1	0	1	1	1	1	1	0	1	1	1	1	1	11	121
8	1	1	1	1	1	1	1	1	1	1	1	1	1	13	169
9	1	1	1	1	1	1	1	1	1	1	1	1	1	13	169
10	1	0	1	1	1	1	0	1	1	0	0	1	1	9	81
11	0	0	1	1	1	0	0	0	1	0	1	1	1	7	49
12	0	1	1	1	1	1	1	1	1	0	1	1	1	11	121
13	0	0	1	1	0	0	1	1	1	0	0	0	0	5	25
14	0	1	1	0	1	1	1	1	0	0	0	1	1	8	64
15	0	1	0	0	1	1	0	0	0	0	1	1	1	6	36
16	1	0	1	1	0	1	1	1	1	1	1	0	1	10	100
17	1	1	0	0	1	1	1	0	0	0	1	1	1	8	64
18	0	0	1	1	1	0	0	1	1	1	1	1	1	9	81
19	1	1	1	1	1	1	1	1	1	1	1	1	1	13	169
20	1	0	1	0	1	1	1	1	0	1	1	1	1	10	100
21	0	1	0	1	1	0	0	0	1	0	0	1	1	6	36
22	0	1	1	1	0	1	0	1	1	1	1	0	1	9	81
23	0	0	0	0	0	1	0	0	0	0	1	0	1	3	9
24	0	0	1	1	0	1	1	1	1	0	0	0	0	6	36
25	0	1	0	0	1	0	0	0	0	0	1	1	1	5	25
26	1	1	1	1	1	0	0	1	1	0	0	1	1	9	81
27	1	0	1	1	1	0	1	1	1	0	1	1	0	9	81
28	1	1	1	1	0	1	1	1	1	1	1	0	1	11	121
29	1	1	1	1	1	0	1	1	1	0	0	1	1	10	100
30	1	1	1	1	0	1	1	1	1	0	0	0	1	9	81
31	1	1	1	1	1	1	1	1	1	1	1	1	1	13	169
32	0	1	1	1	1	0	0	1	1	0	1	1	1	9	81
33	1	1	1	1	1	1	1	1	1	1	1	1	1	13	169
34	1	0	1	1	0	0	0	1	1	0	0	0	1	6	36
35	0	1	1	1	1	1	1	1	1	1	1	1	1	12	144
36	1	1	1	1	1	1	1	1	1	1	1	1	1	13	169
37	0	1	1	1	0	0	1	1	1	0	0	0	1	7	49
38	1	0	1	0	0	1	1	1	0	0	0	0	1	6	36
39	0	0	1	1	1	0	0	1	1	0	1	1	1	8	64
40	0	1	1	1	1	1	1	1	1	0	1	1	1	11	121

41	0	1	1	1	1	0	1	1	1	1	1	1	1	11	121
42	0	0	1	1	1	0	1	1	1	0	1	1	0	8	64
43	0	0	1	1	1	0	0	1	1	0	1	1	1	8	64
44	1	1	0	1	1	1	1	0	1	1	0	1	1	10	100
45	0	0	0	0	1	0	0	0	0	0	0	1	0	2	4
46	1	1	1	1	0	0	0	1	1	1	1	0	1	9	81
47	0	0	0	0	0	0	0	0	0	0	0	0	0	0	0
48	0	0	1	0	1	1	1	1	0	0	1	1	1	8	64
49	1	1	1	1	0	1	1	1	1	1	1	0	1	11	121
50	1	1	1	1	0	1	1	1	1	1	1	0	1	11	121
51	1	1	1	1	0	1	1	1	1	0	1	0	0	9	81
52	1	1	1	1	1	1	0	1	1	0	1	1	1	11	121
53	0	0	0	0	0	0	0	0	0	0	0	0	0	0	0
54	1	1	1	1	1	1	1	1	1	1	1	1	1	13	169
55	0	0	1	1	0	1	0	1	1	0	0	0	1	6	36
56	1	0	0	1	0	0	1	0	1	0	1	0	1	6	36
57	1	1	1	1	1	1	1	1	1	1	1	1	1	13	169
58	1	1	1	1	1	1	1	1	1	1	1	1	1	13	169
59	1	1	1	1	0	1	1	1	1	1	1	0	1	11	121
60	0	1	0	0	1	0	0	0	0	0	1	1	1	5	25
61	1	1	1	1	1	1	1	1	1	1	1	1	1	13	169
62	1	1	1	1	1	1	1	1	1	0	1	1	1	12	144
63	1	1	1	1	1	1	1	1	1	1	1	1	1	13	169
64	1	1	1	1	1	1	1	1	1	1	1	1	1	13	169
65	1	1	1	1	1	1	0	1	1	0	1	1	1	11	121
66	1	1	1	1	1	1	1	1	1	1	1	1	1	13	169
67	1	1	1	1	1	1	1	1	1	1	1	1	1	13	169
68	1	1	1	1	1	1	1	1	1	1	1	1	1	13	169
69	1	1	1	1	1	0	0	1	1	0	1	1	1	10	100
70	1	1	1	1	1	1	1	1	1	0	0	1	1	11	121
71	1	0	1	1	1	0	1	1	1	0	1	1	1	10	100
72	0	0	0	1	1	0	0	0	1	0	1	1	1	6	36
73	1	0	1	1	1	0	1	1	1	1	1	1	1	11	121
74	0	1	1	1	0	1	1	1	1	1	1	0	1	10	100
75	1	1	1	1	1	1	0	1	1	0	1	1	1	11	121
76	1	1	1	1	1	1	1	1	1	0	1	1	1	12	144
77	1	1	0	1	1	1	0	0	1	0	1	1	1	9	81
78	1	1	1	1	1	1	1	1	1	1	1	1	1	13	169
79	0	1	1	1	1	1	1	1	1	0	1	1	1	11	121
80	0	1	1	0	1	1	1	1	0	0	1	1	1	9	81
81	0	1	1	1	1	1	1	1	1	0	1	1	1	11	121
82	0	0	1	1	0	1	0	1	1	0	1	0	1	7	49
83	0	1	1	1	1	0	1	1	1	0	0	1	1	9	81
84	0	1	0	1	1	0	1	0	1	0	0	1	1	7	49
85	0	1	0	0	0	0	0	0	0	0	0	0	1	2	4

86	1	1	1	1	1	1	1	1	1	1	1	1	1	13	169
87	0	0	1	1	0	0	0	1	1	1	1	0	1	7	49
88	1	1	1	1	1	1	1	1	1	1	1	1	1	13	169
89	1	1	0	1	1	1	1	0	1	1	1	1	1	11	121
90	1	1	1	1	1	1	1	1	1	0	0	1	0	10	100
91	1	0	1	1	1	1	1	1	1	1	1	1	0	11	121
92	1	1	1	1	0	1	0	1	1	1	1	0	1	10	100
93	0	1	1	1	1	0	1	1	1	1	0	1	1	10	100
94	1	0	0	1	1	1	0	0	1	1	1	1	1	9	81
95	1	1	1	1	1	1	1	1	1	1	1	1	1	13	169
96	0	0	1	1	1	1	1	1	1	0	0	1	1	9	81
97	1	1	1	1	1	1	1	1	1	1	1	1	1	13	169
98	0	0	1	1	1	1	0	1	1	1	1	1	1	10	100
99	1	1	1	1	1	1	1	1	1	1	1	1	1	13	169
100	1	1	1	1	1	1	0	1	1	0	1	1	1	11	121
Ci	60	70	83	86	75	70	67	79	86	47	76	75	88	962	10142
Ci <sup>2</sup>	3600	4900	6889	7396	5625	4900	4489	6241	7396	2209	5776	5625	7744	72790	



## LAMPIRAN 7

## UJI VALIDITAS DAN REALIBILITAS INBOX

## Scale: ALL VARIABLES

Case Processing Summary

	N	%
Valid	100	100,0
Excluded <sup>a</sup>	0	,0
Total	100	100,0

a. Listwise deletion based on all variables in the procedure.

Reliability Statistics

Cronbach's Alpha	Cronbach's Alpha Based on Standardized Items	N of Items
,825	,830	12

Inter-Item Correlation Matrix

	VAR00001	VAR00002	VAR00003	VAR00004	VAR00005	VAR00006	VAR00007	VAR00008	VAR00009	VAR00010	VAR00011	VAR00012
VAR00001	1,000	,142	,142	1,000	,127	,259	,142	,127	,259	1,000	,259	,316
VAR00002	,142	1,000	1,000	,142	,128	,101	1,000	,129	,101	,142	,101	,010
VAR00003	,142	1,000	1,000	,142	,128	,101	1,000	,129	,101	,142	,101	,010
VAR00004	1,000	,142	,142	1,000	,127	,259	,142	,127	,259	1,000	,259	,316
VAR00005	,127	,129	,129	,127	1,000	,156	,128	1,000	,156	,127	1,000	,225
VAR00006	,259	,101	,101	,259	,156	1,000	,101	,156	1,000	,259	1,000	,228
VAR00007	,142	1,000	1,000	,142	,129	,101	1,000	,129	,101	,142	,101	,010
VAR00008	,127	,129	,129	,127	1,000	,156	,129	1,000	,156	,127	,156	,225
VAR00009	,259	,101	,101	,259	,156	1,000	,101	,156	1,000	,259	1,000	,228
VAR00010	1,000	,142	,142	1,000	,127	,259	,142	,127	,259	1,000	,259	,316
VAR00011	,259	,101	,101	,259	,156	1,000	,101	,156	1,000	,259	1,000	,228
VAR00012	,316	,010	,010	,316	,225	,228	,010	,225	,228	,316	,228	1,000

Item-Total Statistics

	Scale Mean if Item Deleted	Scale Variance if Item Deleted	Corrected Item- Total Correlation	Squared Multiple Correlation	Cronbach's Alpha if Item Deleted
VAR00001	8,7600	6,002	,599		,801
VAR00002	8,6600	6,570	,426		,816
VAR00003	8,6600	6,570	,426		,816
VAR00004	8,7600	6,002	,599		,801
VAR00005	8,9800	6,161	,408		,821
VAR00006	8,6700	6,365	,532		,808
VAR00007	8,6600	6,570	,426		,816
VAR00008	8,9800	6,161	,408		,821
VAR00009	8,6700	6,365	,532		,808
VAR00010	8,7600	6,002	,599		,801
VAR00011	8,6700	6,365	,532		,808
VAR00012	8,6000	6,909	,333		,822

LAMPIRAN 8

UJI VALIDITAS RELIABILITAS DAHSYAT

Scale: ALL VARIABLES

Case Processing Summary

	N	%
Valid	100	100,0
Excluded <sup>a</sup>	0	,0
Total	100	100,0

a. Listwise deletion based on all variables in the procedure.

Reliability Statistics

Cronbach's Alpha	Cronbach's Alpha Based on Standardized Items	N of Items
,798	,801	13

Inter-Item Correlation Matrix

	VAR00001	VAR00002	VAR00003	VAR00004	VAR00005	VAR00006	VAR00007	VAR00008	VAR00009	VAR00010	VAR00011	VAR00012	VAR00013
VAR00001	1,000	,267	,228	,318	,094	,401	,295	,231	,318	,401	,210	,084	,136
VAR00002	,267	1,000	,110	,176	,227	,333	,283	,145	,176	,223	,143	,227	,295
VAR00003	,228	,110	1,000	,508	,046	,285	,362	,878	,508	,266	,162	,046	,079
VAR00004	,318	,176	,508	1,000	,100	,113	,207	,429	1,000	,322	,178	,100	,117
VAR00005	,094	,227	,046	,100	1,000	,076	,184	-,014	,100	,035	,270	1,000	,142
VAR00006	,401	,333	,285	,113	,076	1,000	,376	,252	,113	,354	,296	,076	,161
VAR00007	,295	,283	,362	,207	,184	,376	1,000	,317	,207	,320	,104	,184	-,063
VAR00008	,231	,145	,878	,429	-,014	,317	,317	1,000	,429	,268	,113	-,014	,112
VAR00009	,318	,176	,508	1,000	,100	,113	,207	,429	1,000	,322	,178	,100	,117
VAR00010	,401	,223	,266	,322	,035	,354	,320	,289	,322	1,000	,388	,035	,224
VAR00011	,210	,143	,162	,178	,270	,296	,104	,113	,178	,388	1,000	,270	,225
VAR00012	,084	,227	,046	,100	1,000	,076	,184	-,014	,100	,035	,270	1,000	,142
VAR00013	,136	,295	,079	,117	,142	,161	-,063	,112	,117	,224	,225	,142	1,000

Item-Total Statistics

	Scale Mean if Item Deleted	Scale Variance if Item Deleted	Corrected Item- Total Correlation	Squared Multiple Correlation	Cronbach's Alpha if Item Deleted
VAR00001	9,0200	7,474	,464		,781
VAR00002	8,9200	7,731	,399		,787
VAR00003	8,7900	7,723	,524		,777
VAR00004	8,7600	7,821	,524		,778
VAR00005	8,8700	7,932	,344		,792
VAR00006	8,9200	7,610	,450		,782
VAR00007	8,9500	7,604	,437		,784
VAR00008	8,9300	7,738	,465		,781
VAR00009	8,7600	7,821	,524		,778
VAR00010	9,1500	7,381	,489		,779
VAR00011	8,8600	7,839	,392		,787
VAR00012	8,8700	7,932	,344		,792
VAR00013	8,7400	8,376	,255		,787

## LAMPIRAN 9

### UJI ASOSIASI MUSIK INBOX

Warning # 849 in column 23. Text: in\_ID  
The LOCALE subcommand of the SET command has an invalid parameter. It could not be mapped to a valid backend locale.

```

NPAR TESTS
  /COCHRAN=VAR00001 VAR00002 VAR00003 VAR00004 VAR00005 VAR00006 VAR00007
VAR00008 VAR00009 VAR00010 VAR00011 VAR00012
  /MISSING LISTWISE
  /METHOD=EXACT TIMER(5).

```

### NPar Tests

Notes	
Output Created	20-JUN-2015 13:43:40
Comments	
Input	Active Dataset      DataSet0 Filter                <none> Weight                <none> Split File            <none> N of Rows in Working Data      100 File Definition of Missing      User-defined missing values are treated as missing.
Missing Value Handling	Statistics for all tests are based on cases with no missing data for any variables used.
Syntax	Cases Used NPAR TESTS /COCHRAN=VAR00001 VAR00002 VAR00003 VAR00004 VAR00005 VAR00006 VAR00007 VAR00008 VAR00009 VAR00010 VAR00011 VAR00012 /MISSING LISTWISE /METHOD=EXACT TIMER(5).
Resources	Processor Time                      00:00:00,03 Elapsed Time                        00:00:00,14 Number of Cases Allowed <sup>a</sup> 52428 Time for Exact Statistics            0:00:00,00

<sup>a</sup>Based on availability of workspace memory.

[DataSet0]

**Warnings**

Insufficient memory to compute exact statistics.
--

**Cochran Test****Frequencies**

	Value	
	0	1
VAR00001	23	77
VAR00002	13	87
VAR00003	13	87
VAR00004	23	77
VAR00005	45	55
VAR00006	14	86
VAR00007	13	87
VAR00008	45	55
VAR00009	14	86
VAR00010	23	77
VAR00011	14	86
VAR00012	7	93

**Test Statistics<sup>b</sup>**

	100
Cochran's Q	138,353 <sup>a</sup>
	11
Asymp. Sig.	,000

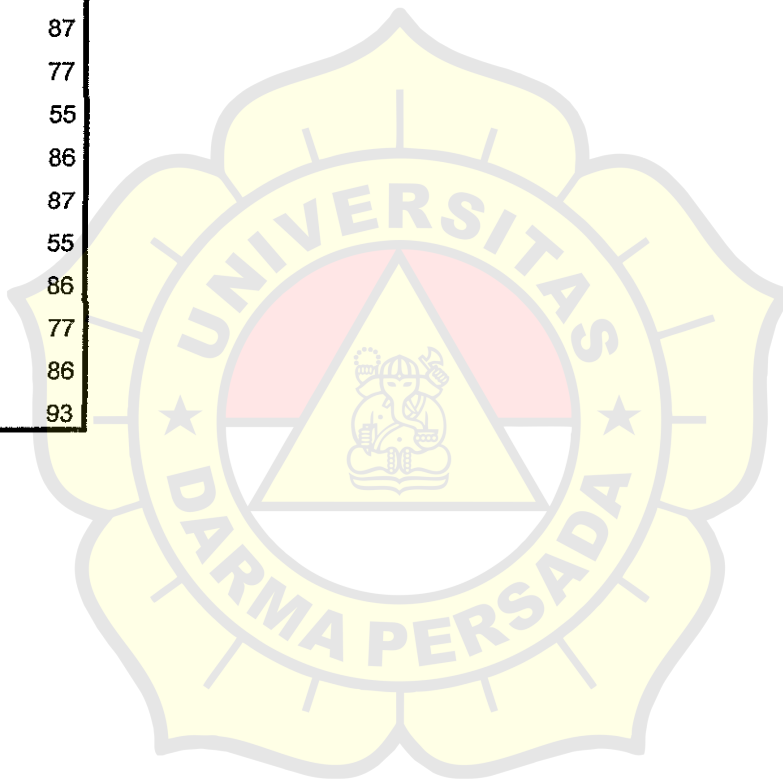
1 is treated as a success.

Some or all exact

significances cannot be

computed because there is

insufficient memory.



```

NPAR TESTS
/COCHRAN=VAR00001 VAR00002 VAR00003 VAR00004 VAR00005 VAR00006 VAR00007
VAR00009 VAR00010 VAR00011 VAR00012
/MISSING LISTWISE
/METHOD=EXACT TIMER(5).

```

## NPar Tests

### Notes

Output Created	20-JUN-2015 13:46:03	
Comments		
Input	Active Dataset	DataSet0
	Filter	<none>
	Weight	<none>
	Split File	<none>
	N of Rows in Working Data File	100
Missing Value Handling	Definition of Missing	User-defined missing values are treated as missing.
	Cases Used	Statistics for all tests are based on cases with no missing data for any variables used.
Syntax	<pre> NPAR TESTS /COCHRAN=VAR00001 VAR00002 VAR00003 VAR00004 VAR00005 VAR00006 VAR00007 VAR00009 VAR00010 VAR00011 VAR00012 /MISSING LISTWISE /METHOD=EXACT TIMER(5). </pre>	
Resources	Processor Time	00:00:00,02
	Elapsed Time	00:00:00,02
	Number of Cases Allowed <sup>a</sup>	56173
	Time for Exact Statistics	0:00:00,01

Based on availability of workspace memory.

DataSet0]

### Warnings

Insufficient memory to compute exact statistics.

## Cochran Test

Frequencies

	Value	
	0	1
VAR00001	23	77
VAR00002	13	87
VAR00003	13	87
VAR00004	23	77
VAR00005	45	55
VAR00006	14	86
VAR00007	13	87
VAR00009	14	86
VAR00010	23	77
VAR00011	14	86
VAR00012	7	93

Test Statistics<sup>b</sup>

Chi-Square	100
Cochran's Q	95,615 <sup>a</sup>
df	10
Asymp. Sig.	,000


1 is treated as a success.

Some or all exact

significances cannot be

computed because there is

insufficient memory.



## NPAR TESTS

```

/COCHRAN=VAR00001 VAR00002 VAR00003 VAR00004 VAR00006 VAR00007 VAR00009
VAR00010 VAR00011 VAR00012
/MISSING LISTWISE
/METHOD=EXACT TIMER(5)

```

## NPar Tests

## Notes

Output Created	20-JUN-2015 13:48:27	
Comments		
Input	Active Dataset	DataSet0
	Filter	<none>
	Weight	<none>
	Split File	<none>
	N of Rows in Working Data	100
	File	
Missing Value Handling	Definition of Missing	User-defined missing values are treated as missing.
	Cases Used	Statistics for all tests are based on cases with no missing data for any variables used.
Syntax	NPAR TESTS /COCHRAN=VAR00001 VAR00002 VAR00003 VAR00004 VAR00006 VAR00007 VAR00009 VAR00010 VAR00011 VAR00012 /MISSING LISTWISE /METHOD=EXACT TIMER(5).	
	Resources	
	Processor Time	00:05:00,49
	Elapsed Time	00:05:01,80
	Number of Cases Allowed <sup>a</sup>	60494
	Time for Exact Statistics	0:05:01,80

<sup>a</sup>Based on availability of workspace memory.

DataSet0]

## Cochran Test


### Frequencies

	Value	
	0	1
VAR00001	23	77
VAR00002	13	87
VAR00003	13	87
VAR00004	23	77
VAR00006	14	86
VAR00007	13	87
VAR00009	14	86
VAR00010	23	77
VAR00011	14	86
VAR00012	7	93

### Test Statistics<sup>b</sup>

N	100
Cochran's Q	30,354 <sup>a</sup>
df	9
Asymp. Sig.	,000

1 is treated as a success.  
 Some or all exact  
 significances cannot be  
 computed because the time  
 limit has been exceeded.



## NPAR TESTS

```

/COCHRAN=VAR00002 VAR00003 VAR00004 VAR00006 VAR00007 VAR00009 VAR00010
VAR00011 VAR00012
/MISSING LISTWISE
/METHOD=EXACT TIMER(5).

```

## NPar Tests

## Notes

Output Created	20-JUN-2015 14:00:53	
Comments		
Input	Active Dataset	DataSet0
	Filter	<none>
	Weight	<none>
	Split File	<none>
	N of Rows in Working Data File	100
Missing Value Handling	Definition of Missing	User-defined missing values are treated as missing.
	Cases Used	Statistics for all tests are based on cases with no missing data for any variables used.
Syntax	NPAR TESTS	
	/COCHRAN=VAR00002	
	VAR00003 VAR00004	
	VAR00006 VAR00007	
	VAR00009 VAR00010	
VAR00011 VAR00012		
/MISSING LISTWISE		
/METHOD=EXACT		
TIMER(5).		
Resources	Processor Time	00:05:02,30
	Elapsed Time	00:05:03,59
	Number of Cases Allowed <sup>a</sup>	65536
	Time for Exact Statistics	0:05:03,58

<sup>a</sup>Based on availability of workspace memory.

DataSet0]

## Cochran Test

### Frequencies

	Value	
	0	1
VAR00002	13	87
VAR00003	13	87
VAR00004	23	77
VAR00006	14	86
VAR00007	13	87
VAR00009	14	86
VAR00010	23	77
VAR00011	14	86
VAR00012	7	93

### Test Statistics<sup>b</sup>

Chi-Square	100
Cochran's Q	23,949 <sup>a</sup>
df	8
Asymp. Sig.	,002


1 is treated as a success.

Some or all exact

significances cannot be

computed because the time

limit has been exceeded.



```

NPAR TESTS
  /COCHRAN=VAR00002 VAR00003 VAR00006 VAR00007 VAR00009 VAR00010 VAR00011
VAR00012
  /MISSING LISTWISE
  /METHOD=EXACT TIMER(5) .
    
```

**NPar Tests**

Notes	
Output Created	20-JUN-2015 14:09:26
Comments	
Input	Active Dataset DataSet0 Filter <none> Weight <none> Split File <none> N of Rows in Working Data File 100
Missing Value Handling	Definition of Missing User-defined missing values are treated as missing. Cases Used Statistics for all tests are based on cases with no missing data for any variables used.
Syntax	NPAR TESTS /COCHRAN=VAR00002 VAR00003 VAR00006 VAR00007 VAR00009 VAR00010 VAR00011 VAR00012 /MISSING LISTWISE /METHOD=EXACT TIMER(5).
Resources	Processor Time 00:04:58,87 Elapsed Time 00:05:00,39 Number of Cases Allowed <sup>a</sup> 71493 Time for Exact Statistics 0:05:00,39

<sup>a</sup>Based on availability of workspace memory.

DataSet0]

## Cochran Test

### Frequencies

	Value	
	0	1
VAR00002	13	87
VAR00003	13	87
VAR00006	14	86
VAR00007	13	87
VAR00009	14	86
VAR00010	23	77
VAR00011	14	86
VAR00012	7	93

### Test Statistics<sup>b</sup>

N	100
Cochran's Q	16,354 <sup>a</sup>
df	7
Asymp. Sig.	,022

1 is treated as a success.

Some or all exact significances cannot be computed because the time limit has been exceeded.



## NPAR TESTS

```

/COCHRAN=VAR00002 VAR00003 VAR00006 VAR00007 VAR00009 VAR00011 VAR00012
/MISSING LISTWISE
/METHOD=EXACT TIMER(5) .

```

## NPar Tests

## Notes

Output Created		20-JUN-2015 14:17:36
Comments		
Input	Active Dataset	DataSet0
	Filter	<none>
	Weight	<none>
	Split File	<none>
	N of Rows in Working Data File	100
Missing Value Handling	Definition of Missing	User-defined missing values are treated as missing.
	Cases Used	Statistics for all tests are based on cases with no missing data for any variables used.
Syntax		NPAR TESTS /COCHRAN=VAR00002 VAR00003 VAR00006 VAR00007 VAR00009 VAR00011 VAR00012 /MISSING LISTWISE /METHOD=EXACT TIMER(5).
Resources	Processor Time	00:04:59,63
	Elapsed Time	00:05:00,82
	Number of Cases Allowed <sup>a</sup>	78643
	Time for Exact Statistics	0:05:00,80

<sup>a</sup>Based on availability of workspace memory.

DataSet0]

## Cochran Test

### Frequencies

	Value	
	0	1
VAR00002	13	87
VAR00003	13	87
VAR00006	14	86
VAR00007	13	87
VAR00009	14	86
VAR00011	14	86
VAR00012	7	93

### Test Statistics<sup>b</sup>

N	100
Cochran's Q	5,500 <sup>a</sup>
df	6
Asymp. Sig.	,481

. 1 is treated as a success.

Some or all exact

significances cannot be

computed because the time

limit has been exceeded.



## LAMPIRAN 10

## UJI ASOSIASI ACARA MUSIK DAHSYAT

arning # 849 in column 23. Text: in\_ID  
 The LOCALE subcommand of the SET command has an invalid parameter. It could  
 not be mapped to a valid backend locale.

IPAR TESTS

```
/COCHRAN=VAR00001 VAR00002 VAR00003 VAR00004 VAR00005 VAR00006 VAR00007
VAR00008 VAR00009 VAR00010 VAR00011 VAR00012 VAR00013
/MISSING LISTWISE
/METHOD=EXACT TIMER(5).
```

## IPar Tests

Notes	
Output Created	20-JUN-2015 14:29:23
Comments	
Input	Active Dataset DataSet0
	Filter <none>
	Weight <none>
	Split File <none>
	N of Rows in Working Data File 100
Missing Value Handling	Definition of Missing User-defined missing values are treated as missing.
	Cases Used Statistics for all tests are based on cases with no missing data for any variables used.
Output	NPART TESTS /COCHRAN=VAR00001 VAR00002 VAR00003 VAR00004 VAR00005 VAR00006 VAR00007 VAR00008 VAR00009 VAR00010 VAR00011 VAR00012 VAR00013 /MISSING LISTWISE /METHOD=EXACT TIMER(5).
Processor Time	00:00:00,03
Elapsed Time	00:00:00,14
Number of Cases Allowed <sup>a</sup>	49152
Time for Exact Statistics	0:00:00,02

<sup>a</sup>Based on availability of workspace memory.

DataSet0]

**Warnings**

Insufficient memory to compute exact statistics.

**Cochran Test****Frequencies**

	Value	
	0	1
VAR00001	40	60
VAR00002	30	70
VAR00003	17	83
VAR00004	14	86
VAR00005	25	75
VAR00006	30	70
VAR00007	33	67
VAR00008	21	79
VAR00009	14	86
VAR00010	53	47
VAR00011	24	76
VAR00012	25	75
VAR00013	12	88

**Test Statistics<sup>b</sup>**

	100
Cochran's Q	105,716 <sup>a</sup>
	12
Asymp. Sig.	,000

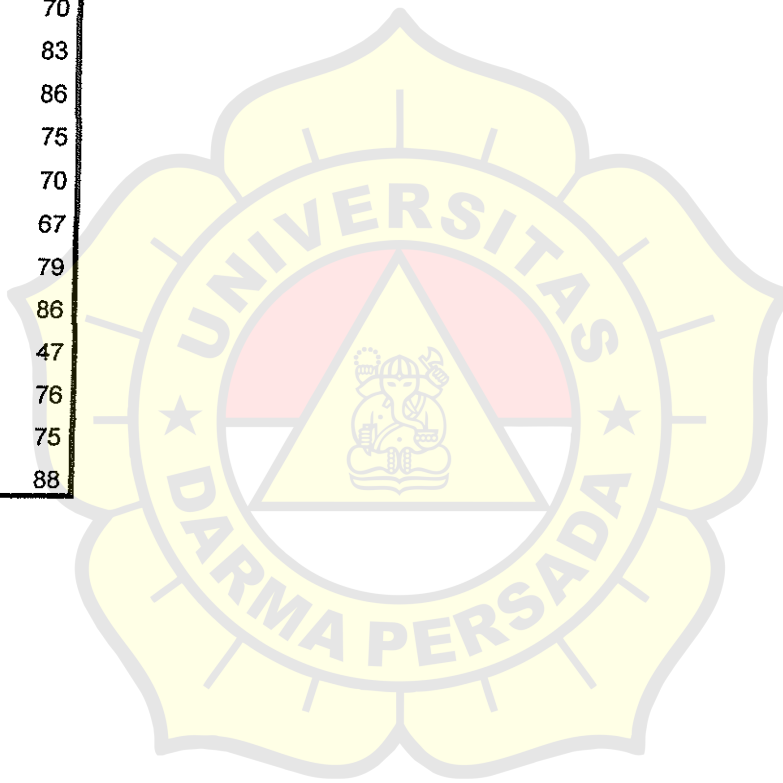
1 is treated as a success.

Some or all exact

significances cannot be

computed because there is

insufficient memory.



## NPAR TESTS

```

/COCHRAN=VAR00001 VAR00002 VAR00003 VAR00004 VAR00005 VAR00006 VAR00007
VAR00008 VAR00009 VAR00011 VAR00012 VAR00013
/MISSING LISTWISE
/METHOD=EXACT TIMER(5).

```

## NPar Tests

## Notes

Output Created	20-JUN-2015 14:35:20
Comments	
Input	Active Dataset DataSet0 Filter <none> Weight <none> Split File <none> N of Rows in Working Data File 100
Missing Value Handling	Definition of Missing User-defined missing values are treated as missing. Statistics for all tests are based on cases with no missing data for any variables used.
Output	Cases Used NPAR TESTS /COCHRAN=VAR00001 VAR00002 VAR00003 VAR00004 VAR00005 VAR00006 VAR00007 VAR00008 VAR00009 VAR00011 VAR00012 VAR00013 /MISSING LISTWISE /METHOD=EXACT TIMER(5).
Resources	Processor Time 00:00:00,02 Elapsed Time 00:00:00,03 Number of Cases Allowed <sup>a</sup> 52428 Time for Exact Statistics 0:00:00,02

<sup>a</sup>Based on availability of workspace memory.

[DataSet0]

**Warnings**

Insufficient memory to compute exact statistics.
--

**Cochran Test****Frequencies**

	Value	
	0	1
VAR00001	40	60
VAR00002	30	70
VAR00003	17	83
VAR00004	14	86
VAR00005	25	75
VAR00006	30	70
VAR00007	33	67
VAR00008	21	79
VAR00009	14	86
VAR00011	24	76
VAR00012	25	75
VAR00013	12	88

**Test Statistics<sup>b</sup>**

	100
Cochran's Q	57,121 <sup>a</sup>
	11
Asymp. Sig.	,000

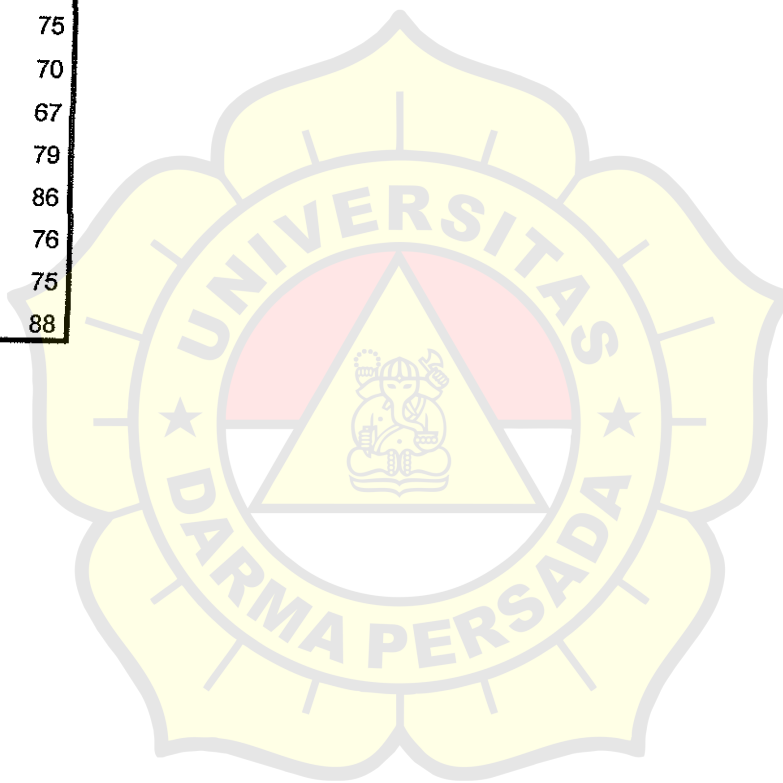
1 is treated as a success.

Some or all exact

significances cannot be

computed because there is

insufficient memory.



```

NPAR TESTS
/COCHRAN=VAR00002 VAR00003 VAR00004 VAR00005 VAR00006 VAR00007 VAR00008
VAR00009 VAR00011 VAR00012 VAR00013
/MISSING LISTWISE
/METHOD=EXACT TIMER(5).

```

## NPar Tests

		Notes
Output Created		20-JUN-2015 14:36:58
Comments		
Input	Active Dataset	DataSet0
	Filter	<none>
	Weight	<none>
	Split File	<none>
	N of Rows in Working Data File	100
Missing Value Handling	Definition of Missing	User-defined missing values are treated as missing.
	Cases Used	Statistics for all tests are based on cases with no missing data for any variables used.
Syntax		NPAR TESTS /COCHRAN=VAR00002 VAR00003 VAR00004 VAR00005 VAR00006 VAR00007 VAR00008 VAR00009 VAR00011 VAR00012 VAR00013 /MISSING LISTWISE /METHOD=EXACT TIMER(5).
Resources	Processor Time	00:00:00,03
	Elapsed Time	00:00:00,06
	Number of Cases Allowed <sup>a</sup>	56173
	Time for Exact Statistics	0:00:00,05

Based on availability of workspace memory.

DataSet0]

### Warnings

Insufficient memory to compute exact statistics.

## Cochran Test

Frequencies

	Value	
	0	1
/AR00002	30	70
/AR00003	17	83
/AR00004	14	86
/AR00005	25	75
/AR00006	30	70
/AR00007	33	67
/AR00008	21	79
/AR00009	14	86
/AR00011	24	76
/AR00012	25	75
/AR00013	12	88

Test Statistics<sup>b</sup>

	100
Cochran's Q	38,646 <sup>a</sup>
	10
Asymp. Sig.	,000


1 is treated as a success.

Some or all exact

significances cannot be

computed because there is

insufficient memory.



## IPAR TESTS

```

/COCHRAN=VAR00002 VAR00003 VAR00004 VAR00005 VAR00006 VAR00008 VAR00009
VAR00011 VAR00012 VAR00013
/MISSING LISTWISE
/METHOD=EXACT TIMER(5).

```

## IPar Tests

Notes	
Output Created	20-JUN-2015 14:38:54
Comments	
Input	Active Dataset DataSet0 Filter <none> Weight <none> Split File <none> N of Rows in Working Data File 100
Missing Value Handling	Definition of Missing User-defined missing values are treated as missing. Statistics for all tests are based on cases with no missing data for any variables used.
Output	Cases Used NPAR TESTS /COCHRAN=VAR00002 VAR00003 VAR00004 VAR00005 VAR00006 VAR00008 VAR00009 VAR00011 VAR00012 VAR00013 /MISSING LISTWISE /METHOD=EXACT TIMER(5).
Resources	Processor Time 00:00:00,03 Elapsed Time 00:00:00,05 Number of Cases Allowed <sup>a</sup> 60494 Time for Exact Statistics 0:00:00,03

<sup>a</sup>Based on availability of workspace memory.

DataSet0}

## Warnings

Insufficient memory to compute exact statistics.

## Cochran Test

### Frequencies

	Value	
	0	1
/AR00002	30	70
/AR00003	17	83
/AR00004	14	86
/AR00005	25	75
/AR00006	30	70
/AR00008	21	79
/AR00009	14	86
/AR00011	24	76
/AR00012	25	75
/AR00013	12	88

### Test Statistics<sup>b</sup>

	100
Cochran's Q	30,480 <sup>a</sup>
	9
Asymp. Sig.	,000


1 is treated as a success.

Some or all exact

significances cannot be

computed because there is

insufficient memory.



```

NPAR TESTS
/COCHRAN=VAR00003 VAR00004 VAR00005 VAR00006 VAR00008 VAR00009 VAR00011
VAR00012 VAR00013
/MISSING LISTWISE
/METHOD=EXACT TIMER(5).

```

## NPar Tests

Notes	
Output Created	20-JUN-2015 14:40:17
Comments	
Input	Active Dataset DataSet0 Filter <none> Weight <none> Split File <none>
	N of Rows in Working Data File 100
Missing Value Handling	Definition of Missing User-defined missing values are treated as missing. Cases Used Statistics for all tests are based on cases with no missing data for any variables used.
Output	<pre> NPAR TESTS /COCHRAN=VAR00003 VAR00004 VAR00005 VAR00006 VAR00008 VAR00009 VAR00011 VAR00012 VAR00013 /MISSING LISTWISE /METHOD=EXACT TIMER(5). </pre>
Resources	Processor Time 00:00:00,02 Elapsed Time 00:00:00,02 Number of Cases Allowed <sup>a</sup> 65536 Time for Exact Statistics 0:00:00,02

<sup>a</sup>Based on availability of workspace memory.

DataSet0]

### Warnings

Insufficient memory to compute exact statistics.

## Cochran Test

## Frequencies

	Value	
	0	1
VAR00003	17	83
VAR00004	14	86
VAR00005	25	75
VAR00006	30	70
VAR00008	21	79
VAR00009	14	86
VAR00011	24	76
VAR00012	25	75
VAR00013	12	88

Test Statistics<sup>b</sup>

	100
Cochran's Q	24,980 <sup>a</sup>
df	8
Asymp. Sig.	,002

1 is treated as a success.

Some or all exact

significances cannot be

computed because there is

insufficient memory.



```

NPAR TESTS
/COCHRAN=VAR00003 VAR00004 VAR00005 VAR00008 VAR00009 VAR00011 VAR00012
VAR00013
/MISSING LISTWISE
/METHOD=EXACT TIMER(5).

```

## IPar Tests

Notes	
Output Created	20-JUN-2015 14:41:50
Comments	
Input	Active Dataset DataSet0 Filter <none> Weight <none> Split File <none> N of Rows in Working Data File 100
Missing Value Handling	Definition of Missing User-defined missing values are treated as missing. Statistics for all tests are based on cases with no missing data for any variables used.
Syntax	Cases Used NPAR TESTS /COCHRAN=VAR00003 VAR00004 VAR00005 VAR00008 VAR00009 VAR00011 VAR00012 VAR00013 /MISSING LISTWISE /METHOD=EXACT TIMER(5).
Resources	Processor Time 00:05:00,68 Elapsed Time 00:05:02,02 Number of Cases Allowed <sup>a</sup> 71493 Time for Exact Statistics 0:05:02,00

<sup>a</sup>Based on availability of workspace memory.

DataSet0]

## Cochran Test

## Frequencies

	Value	
	0	1
/AR00003	17	83
/AR00004	14	86
/AR00005	25	75
/AR00008	21	79
/AR00009	14	86
/AR00011	24	76
/AR00012	25	75
/AR00013	12	88

Test Statistics<sup>b</sup>

	100
Cochran's Q	17,684 <sup>a</sup>
	7
Asymp. Sig.	,013

1 is treated as a success.

Some or all exact

significances cannot be

computed because the time

limit has been exceeded.



```

NPAR TESTS
/COCHRAN=VAR00003 VAR00004 VAR00005 VAR00008 VAR00009 VAR00011 VAR00013
/MISSING LISTWISE
/METHOD=EXACT TIMER(5).

```

## IPar Test

Notes	
Output Created	20-JUN-2015 14:48:34
Comments	
Active Dataset	DataSet0
Filter	<none>
Weight	<none>
Split File	<none>
N of Rows in Working Data	100
File	
Definition of Missing	User-defined missing values are treated as missing.
Missing Value Handling	Statistics for all tests are based on cases with no missing data for any variables used.
Cases Used	NPAR TESTS /COCHRAN=VAR00003 VAR00004 VAR00005 VAR00008 VAR00009 VAR00011 VAR00013 /MISSING LISTWISE /METHOD=EXACT TIMER(5).
Processor Time	00:04:59,73
Elapsed Time	00:05:01,28
Number of Cases Allowed <sup>a</sup>	78643
Time for Exact Statistics	0:05:01,28

<sup>a</sup>Based on availability of workspace memory.

DataSet0]

## Cochran Test

### Frequencies

	Value	
	0	1
/AR00003	17	83
/AR00004	14	86
/AR00005	25	75
/AR00008	21	79
/AR00009	14	86
/AR00011	24	76
/AR00013	12	88

### Test Statistics<sup>b</sup>

	100
Cochran's Q	14,678 <sup>a</sup>
df	6
Asymp. Sig.	,023

1 is treated as a success.

Some or all exact significances cannot be computed because the time limit has been exceeded.



```

NPAR TESTS
/COCHRAN=VAR00003 VAR00004 VAR00008 VAR00009 VAR00011 VAR00013
/MISSING LISTWISE
/METHOD=EXACT TIMER(5).

```

## IPar Tests

Notes	
Output Created	20-JUN-2015 14:55:41
Comments	
Input	Active Dataset      DataSet0 Filter                <none> Weight                <none> Split File            <none> N of Rows in Working Data      100 File
Missing Value Handling	Definition of Missing      User-defined missing values are treated as missing. Cases Used                Statistics for all tests are based on cases with no missing data for any variables used.
Output	NPAR TESTS /COCHRAN=VAR00003 VAR00004 VAR00008 VAR00009 VAR00011 VAR00013 /MISSING LISTWISE /METHOD=EXACT TIMER(5).
Resources	Processor Time            00:03:39,96 Elapsed Time              00:03:43,27 Number of Cases Allowed <sup>a</sup> 87381 Time for Exact Statistics      0:03:43,25

<sup>a</sup>based on availability of workspace memory.

DataSet0]

## Cochran Test


### Frequencies

	Value	
	0	1
/AR00003	17	83
/AR00004	14	86
/AR00008	21	79
/AR00009	14	86
/AR00011	24	76
/AR00013	12	88

### Test Statistics

	100
Cochran's Q	11,329 <sup>a</sup>
df	5
Asymp. Sig.	,045
Exact Sig.	,045
Joint Probability	,003

1 is treated as a success.



```

NPAR TESTS
/COCHRAN=VAR00003 VAR00004 VAR00008 VAR00009 VAR00013
/MISSING LISTWISE
/METHOD=EXACT TIMER(5).

```

## IPar Tests

Notes	
Output Created	20-JUN-2015 15:01:52
Comments	
Input	Active Dataset DataSet0 Filter <none> Weight <none> Split File <none> N of Rows in Working Data 100 File
Missing Value Handling	Definition of Missing User-defined missing values are treated as missing. Statistics for all tests are based on cases with no missing data for any variables used.
Output	Cases Used NPAR TESTS /COCHRAN=VAR00003 VAR00004 VAR00008 VAR00009 VAR00013 /MISSING LISTWISE /METHOD=EXACT TIMER(5).
Resources	Processor Time 00:00:01,37 Elapsed Time 00:00:01,44 Number of Cases Allowed <sup>a</sup> 98304 Time for Exact Statistics 0:00:01,43

<sup>a</sup>Based on availability of workspace memory.

DataSet0]

## Cochran Test


### Frequencies

	Value	
	0	1
VAR00003	17	83
VAR00004	14	86
VAR00008	21	79
VAR00009	14	86
VAR00013	12	88

### Test Statistics

	100
Cochran's Q	6,474 <sup>a</sup>
	4
Asymp. Sig.	,166
Exact Sig.	,174
Joint Probability	,016

1 is treated as a success.



**LAMPIRAN 11**  
**Chi Square Distribution**

Chi-Square ( $\chi^2$ ) Distribution  
Area to the Right of Critical Value

Degrees of Freedom	0.99	0.975	0.95	0.90	0.10	0.05	0.025	0.01
1	—	0.001	0.004	0.016	2.706	3.841	5.024	6.635
2	0.020	0.051	0.103	0.211	4.605	5.991	7.378	9.210
3	0.115	0.216	0.352	0.584	6.251	7.815	9.348	11.345
4	0.297	0.484	0.711	1.064	7.779	9.488	11.143	13.277
5	0.554	0.831	1.145	1.610	9.236	11.071	12.833	15.086
6	0.872	1.237	1.635	2.204	10.645	12.592	14.449	16.812
7	1.239	1.690	2.167	2.833	12.017	14.067	16.013	18.475
8	1.646	2.180	2.733	3.490	13.362	15.507	17.535	20.090
9	2.088	2.700	3.325	4.168	14.684	16.919	19.023	21.666
10	2.558	3.247	3.940	4.865	15.987	18.307	20.483	23.209
11	3.053	3.816	4.575	5.578	17.275	19.675	21.920	24.725
12	3.571	4.404	5.226	6.304	18.549	21.026	23.337	26.217
13	4.107	5.009	5.892	7.042	19.812	22.362	24.736	27.688
14	4.660	5.629	6.571	7.790	21.064	23.685	26.119	29.141
15	5.229	6.262	7.261	8.547	22.307	24.996	27.488	30.578
16	5.812	6.908	7.962	9.312	23.542	26.296	28.845	32.000
17	6.408	7.564	8.672	10.085	24.769	27.587	30.191	33.409
18	7.015	8.231	9.390	10.865	25.989	28.869	31.526	34.805
19	7.633	8.907	10.117	11.651	27.204	30.144	32.852	36.191
20	8.260	9.591	10.851	12.443	28.412	31.410	34.170	37.566
21	8.897	10.283	11.591	13.240	29.615	32.671	35.479	38.932
22	9.542	10.982	12.338	14.042	30.813	33.924	36.781	40.289
23	10.196	11.689	13.091	14.848	32.007	35.172	38.076	41.638
24	10.856	12.401	13.848	15.659	33.196	36.415	39.364	42.980
25	11.524	13.120	14.611	16.473	34.382	37.652	40.646	44.314
26	12.198	13.844	15.379	17.292	35.563	38.885	41.923	45.642
27	12.879	14.573	16.151	18.114	36.741	40.113	43.194	46.963
28	13.565	15.308	16.928	18.939	37.916	41.337	44.461	48.278
29	14.257	16.047	17.708	19.768	39.087	42.557	45.722	49.588
30	14.954	16.791	18.493	20.599	40.256	43.773	46.979	50.892

## LAMPIRAN 12

## r Tabel

n	Taraf Signifikan		n	Taraf Signifikan		n	Taraf Signifikan	
	5%	1%		5%	1%		5%	1%
3	0,997	0,999	27	0,381	0,487	55	0,266	0,345
4	0,950	0,990	28	0,374	0,478	60	0,254	0,330
5	0,878	0,959	29	0,367	0,470	65	0,244	0,317
6	0,811	0,917	30	0,361	0,463	70	0,235	0,306
7	0,754	0,874	31	0,355	0,456	75	0,227	0,296
8	0,707	0,834	32	0,349	0,449	80	0,220	0,286
9	0,666	0,798	33	0,344	0,442	85	0,213	0,278
10	0,632	0,765	34	0,339	0,436	90	0,207	0,270
11	0,602	0,735	35	0,334	0,430	95	0,202	0,263
12	0,576	0,708	36	0,329	0,424	100	0,195	0,256
13	0,553	0,684	37	0,325	0,418	120	0,176	0,230
14	0,532	0,661	38	0,320	0,413	150	0,159	0,210
15	0,514	0,641	39	0,316	0,408	170	0,148	0,194
16	0,497	0,623	40	0,312	0,403	200	0,138	0,181
17	0,482	0,606	41	0,308	0,398	300	0,113	0,148
18	0,468	0,590	42	0,304	0,393	400	0,098	0,128
19	0,456	0,575	43	0,301	0,389	500	0,088	0,115
20	0,444	0,561	44	0,297	0,384	600	0,080	0,105
21	0,433	0,549	45	0,294	0,380	700	0,074	0,097
22	0,423	0,537	46	0,291	0,376	800	0,070	0,091
23	0,413	0,526	47	0,288	0,372	900	0,065	0,086
24	0,404	0,515	48	0,284	0,368	1000	0,062	0,081
25	0,396	0,505	49	0,281	0,364			
26	0,388	0,496	50	0,279	0,361			