









LAMPIRAN

Lampiran 1 – Daftar Bimbingan Skripsi

Catatan Konsultasi Proposal Skripsi Dan Skripsi

Nama : Rizky Arief Priambodo
NIM : 2018410020
Judul : Aspek Finansial dan Manajerial Yang Memengaruhi *Underpricing* IPO
(Studi pada Perusahaan yang Melakukan Penawaran Umum Perdana di
BEI Periode 2020-2024)
Dosen Pembimbing : Hermin Sirait, S.E, M.B.A

Hari / Tanggal	Pokok Bahasan	Paraf Pembimbing
Selasa, 10 Oktober 2023	Pengajuan judul, latar belakang, dan variabel penelitian proposal skripsi.	
Selasa, 14 November 2023	Revisi proposal skripsi – perbaikan latar belakang masalah, landasan teori, dan sampel penelitian.	
Jumat, 3 Mei 2025	Revisi proposal skripsi – pembaharuan data fenomena, landasan teori, dan metode penelitian.	
Rabu, 28 Mei 2025	Revisi proposal skripsi – perbaikan sistematika penulisan.	
Jumat, 13 Juni 2025	Seminar proposal	
Rabu, 2 Juli 2025	Revisi skripsi – perbaikan hasil penelitian, kesimpulan, dan saran.	
Jumat, 18 Juli 2025	Sidang skripsi	
Rabu, 13 Agustus 2025	Revisi skripsi – perbaikan hasil penelitian, sistematika penulisan, dan lampiran.	

Lampiran 2 – Daftar Perusahaan IPO Periode 2020- 2024

No.	Kode Emiten	Nama Emiten	Tanggal Pencatatan
1	PGJO	PT Tourindo Guide Indonesia Tbk.	08 Januari 2020
2	AMAR	PT Bank Amar Indonesia Tbk.	09 Januari 2020
3	CSRA	PT Cisadane Sawit Raya Tbk.	09 Januari 2020
4	INDO	PT Royalindo Investa Wijaya Tbk	13 Januari 2020
5	AMOR	PT Ashmore Asset Management Indonesia Tbk.	14 Januari 2020
6	TRIN	PT Perintis Trinita Properti Tbk	15 Januari 2020
7	DMND	PT Diamond Food Indonesia Tbk.	22 Januari 2020
8	PURA	PT Putra Rajawali Kencana Tbk.	29 Januari 2020
9	PTPW	PT Pratama Widya Tbk.	07 Februari 2020
10	TAMA	PT Lancartama Sejati Tbk.	10 Februari 2020
11	IKAN	PT Era Mandiri Cemerlang Tbk	12 Februari 2020
12	AYLS	PT Agro Yasa Lestari Tbk	12 Februari 2020
13	DADA	PT Diamond Citra Propertindo Tbk.	14 Februari 2020
14	ASPI	PT Andalan Sakti Primaindo Tbk.	17 Februari 2020
15	ESTA	PT Esta Multi Usaha Tbk.	09 Maret 2020
16	BESS	PT Batulicin Nusantara Maritim Tbk.	09 Maret 2020
17	AMAN	PT Makmur Berkah Amanda Tbk.	13 Maret 2020
18	CARE	PT Metro Healthcare Indonesia Tbk	13 Maret 2020
19	SAMF	PT Saraswanti Anugerah Makmur Tbk.	31 Maret 2020
20	SBAT	PT Sejahtera Bintang Abadi Textile Tbk.	08 April 2020
21	KBAG	PT Karya Bersama Anugerah Tbk	08 April 2020
22	CBMF	PT Cahaya Bintang Medan Tbk	09 April 2020
23	RONY	PT Aesler Grup Internasional Tbk	09 April 2020
24	CSMI	PT Cipta Selera Murni Tbk.	09 April 2020
25	BBSS	PT Bumi Benowo Sukses Sejahtera Tbk	15 April 2020
26	BHAT	PT Bhakti Multi Artha Tbk.	15 April 2020
27	CASH	PT Cashlez Worldwide Indonesia Tbk.	04 Mei 2020
28	TECH	PT Indosterling Technomedia Tbk	04 Juni 2020
29	EPAC	PT Megalestari Epack Sentosaraya Tbk.	01 Juli 2020
30	UANG	PT Pakuan Tbk	06 Juli 2020
31	PGUN	PT Pradiksi Gunatama Tbk	07 Juli 2020
32	SOFA	PT Boston Furniture Industries Tbk.	07 Juli 2020
33	PPGL	PT Prima Globalindo Logistik Tbk.	20 Juli 2020
34	TOYS	PT Sunindo Adipersada Tbk.	06 Agustus 2020
35	SGER	PT Sumber Global Energy Tbk.	10 Agustus 2020
36	TRJA	PT Transkon Jaya Tbk.	27 Agustus 2020
37	PNGO	PT Pinago Utama Tbk	31 Agustus 2020
38	SCNP	PT Selaras Citra Nusantara Perkasa Tbk	07 September 2020

No.	Kode Emiten	Nama Emiten	Tanggal Pencatatan
39	BBSI	PT Krom Bank Indonesia Tbk	07 September 2020
40	KMDS	PT Kurniamitra Duta Sentosa Tbk.	07 September 2020
41	PURI	PT Puri Global Sukses Tbk	08 September 2020
42	SOHO	PT Soho Global Health Tbk	08 September 2020
43	HOMI	PT Grand House Mulia Tbk	10 September 2020
44	ROCK	PT Rockfields Properti Indonesia Tbk.	10 September 2020
45	ENZO	PT Morenzo Abadi Perkasa Tbk	14 September 2020
46	PLAN	PT Planet Properindo Jaya Tbk	15 September 2020
47	PTDU	PT Djasa Ubersakti Tbk	08 Desember 2020
48	ATAP	PT Trimitra Prawara Goldland Tbk	11 Desember 2020
49	VICI	PT Victoria Care Indonesia Tbk	17 Desember 2020
50	PMMP	PT Panca Mitra Multiperdana Tbk.	18 Desember 2020
51	WIFI	PT Solusi Sinergi Digital Tbk	30 Desember 2020
52	FAPA	PT FAP Agri Tbk	04 Januari 2021
53	DCII	PT DCI Indonesia Tbk	06 Januari 2021
54	DGNS	PT Diagnos Laboratorium Utama Tbk	15 Januari 2021
55	UFOE	PT Damai Sejahtera Abadi Tbk	01 Februari 2021
56	BANK	PT Bank Aladin Syariah Tbk	01 Februari 2021
57	WMUU	PT Widodo Makmur Unggas Tbk	02 Februari 2021
58	EDGE	PT Indointernet Tbk.	08 Februari 2021
59	UNIQ	PT Ulima Nitra Tbk	08 Maret 2021
60	BEBS	PT Berkah Beton Sadaya Tbk	10 Maret 2021
61	SNLK	PT Sunter Lakeside Hotel Tbk.	29 Maret 2021
62	ZYRX	PT Zyrexindo Mandiri Buana Tbk	30 Maret 2021
63	LFLO	PT Imago Mulia Persada Tbk	07 April 2021
64	FIMP	PT Fimperkasa Utama Tbk	09 April 2021
65	TAPG	PT Triputra Agro Persada Tbk.	12 April 2021
66	NPGF	PT Nusa Palapa Gemilang Tbk	14 April 2021
67	LUCY	PT Lima Dua Lima Tiga Tbk	05 Mei 2021
68	HOPE	PT Harapan Duta Pertiwi Tbk.	24 Mei 2021
69	MGLV	PT Panca Anugrah Wisesa Tbk	08 Juni 2021
70	TRUE	PT Trinita Dinamik Tbk	10 Juni 2021
71	LABA	PT Ladangbaja Murni Tbk	10 Juni 2021
72	ARCI	PT Archi Indonesia Tbk	28 Juni 2021
73	IPAC	PT Era Graharealty Tbk	30 Juni 2021
74	MASB	PT Bank Multiarta Sentosa Tbk	30 Juni 2021
75	BMHS	PT Bundamedik Tbk	06 Juli 2021
76	FLMC	PT Falmaco Nonwoven Industri Tbk	08 Juli 2021
77	NICL	PT PAM Mineral Tbk	09 Juli 2021
78	UVCR	PT Trimegah Karya Pratama Tbk.	27 Juli 2021

No.	Kode Emiten	Nama Emiten	Tanggal Pencatatan
79	BUKA	PT Bukalapak.com Tbk	06 Agustus 2021
80	HAIS	PT Hasnur Internasional Shipping Tbk	01 September 2021
81	OILS	PT Indo Oil Perkasa Tbk	06 September 2021
82	GPSO	PT Geoprima Solusi Tbk	06 September 2021
83	MCOL	PT Prima Andalan Mandiri Tbk	07 September 2021
84	RSGK	PT Kedoya Adyaraya Tbk	08 September 2021
85	RUNS	PT Global Sukses Solusi Tbk	08 September 2021
86	SBMA	PT Surya Biru Murni Acetylene Tbk	08 September 2021
87	CMNT	PT Cemindo Gemilang Tbk	08 September 2021
88	GTSI	PT GTS Internasional Tbk	08 September 2021
89	IDEA	PT Idea Indonesia Akademi Tbk	09 September 2021
90	KUAS	PT Ace Oldfields Tbk	25 Oktober 2021
91	BOBA	PT Formosa Ingredient Factory Tbk	01 November 2021
92	MTEL	PT Dayamitra Telekomunikasi Tbk	22 November 2021
93	DEPO	PT Caturkarda Depo Bangunan Tbk	25 November 2021
94	BINO	PT Perma Plasindo Tbk	25 November 2021
95	CMRY	PT Cisarua Mountain Dairy Tbk	06 Desember 2021
96	WGSB	PT Wira Global Solusi Tbk	06 Desember 2021
97	TAYS	PT Jaya Swarasa Agung Tbk	06 Desember 2021
98	WMPP	PT Widodo Makmur Perkasa Tbk	06 Desember 2021
99	RMKE	PT RMK Energy Tbk	07 Desember 2021
100	OBMD	PT OBM Drilchem Tbk	08 Desember 2021
101	AVIA	PT Avia Avian Tbk	08 Desember 2021
102	IPPE	PT Indo Pureco Pratama Tbk	09 Desember 2021
103	NASI	PT Wahana Inti Makmur Tbk	13 Desember 2021
104	BSML	PT Bintang Samudera Mandiri Lines Tbk	16 Desember 2021
105	DRMA	PT Dharma Polimetal Tbk	20 Desember 2021
106	ADMR	PT Adaro Minerals Indonesia Tbk	03 Januari 2022
107	SEMA	PT Semacom Integrated Tbk	10 Januari 2022
108	ASLC	PT Autopedia Sukses Lestari Tbk	25 Januari 2022
109	NETV	PT Net Visi Media Tbk	26 Januari 2022
110	BAUT	PT Mitra Angkasa Sejahtera Tbk	28 Januari 2022
111	ENAK	PT Champ Resto Indonesia Tbk	08 Februari 2022
112	NTBK	PT Nusatama Berkah Tbk	09 Februari 2022
113	ADCP	PT Adhi Commuter Properti Tbk	23 Februari 2022
114	SMKM	PT Sumber Mas Konstruksi Tbk	09 Maret 2022
115	STAA	PT Sumber Tani Agung Resources Tbk	10 Maret 2022
116	NANO	PT Nanotech Indonesia Global Tbk	10 Maret 2022
117	BIKE	PT Sepeda Bersama Indonesia Tbk	21 Maret 2022
118	WIRG	PT WIR ASIA Tbk	04 April 2022

No.	Kode Emiten	Nama Emiten	Tanggal Pencatatan
119	SICO	PT Sigma Energy Compressindo Tbk	08 April 2022
120	GOTO	PT GoTo Gojek Tokopedia Tbk	11 April 2022
121	TLDN	PT Teladan Prima Agro Tbk	12 April 2022
122	MTMH	PT Murni Sadar Tbk	20 April 2022
123	WINR	PT Winner Nusantara Jaya Tbk	25 April 2022
124	IBOS	PT Indo Boga Sukses Tbk	25 April 2022
125	OLIV	PT Oscar Mitra Sukses Sejahtera Tbk	17 Mei 2022
126	ASHA	PT Cilacap Samudera Fishing Industry Tbk	27 Mei 2022
127	SWID	PT Saraswanti Indoland Development Tbk	07 Juli 2022
128	TRGU	PT Cerestar Indonesia Tbk	08 Juli 2022
129	ARKO	PT Arkora Hydro Tbk.	08 Juli 2022
130	CHEM	PT Chemstar Indonesia Tbk	08 Juli 2022
131	DEWI	PT Dewi Shri Farminindo Tbk	18 Juli 2022
132	AXIO	PT Tera Data Indonusa Tbk	20 Juli 2022
133	KRYA	PT Bangun Karya Perkasa Jaya Tbk	25 Juli 2022
134	HATM	PT Habco Trans Maritima Tbk	26 Juli 2022
135	RCCC	PT Utama Radar Cahaya Tbk	02 Agustus 2022
136	GULA	PT Aman Agrindo Tbk	03 Agustus 2022
137	JARR	PT Jhonlin Agro Raya Tbk	04 Agustus 2022
138	AMMS	PT Agung Menjangan Mas Tbk	04 Agustus 2022
139	RAFI	PT Sari Kreasi Boga Tbk	05 Agustus 2022
140	KKES	PT Kusuma Kemindo Sentosa Tbk	08 Agustus 2022
141	ELPI	PT Pelayaran Nasional Ekalya Purnamasari Tbk	08 Agustus 2022
142	EURO	PT Estee Gold Feet Tbk	08 Agustus 2022
143	MORA	PT Mora Telematika Indonesia Tbk	08 Agustus 2022
144	KLIN	PT Klinko Karya Imaji Tbk	09 Agustus 2022
145	TOOL	PT Rohartindo Nusantara Luas Tbk	09 Agustus 2022
146	BUAH	PT Segar Kumala Indonesia Tbk	09 Agustus 2022
147	CRAB	PT Toba Surimi Industries Tbk	10 Agustus 2022
148	MEDS	PT Hetzer Medical Indonesia Tbk	10 Agustus 2022
149	COAL	PT Black Diamond Resources Tbk	07 September 2022
150	PRAY	PT Famon Awal Bros Sedaya Tbk	08 November 2022
151	CBUT	PT Citra Borneo Utama Tbk	08 November 2022
152	BELI	PT Global Digital Niaga Tbk	08 November 2022
153	MKTR	PT Menthobi Karyatama Raya Tbk	08 November 2022
154	OMED	PT Jayamas Medica Industri Tbk	08 November 2022
155	BSBK	PT Wulandari Bangun Laksana Tbk	08 November 2022
156	PDPP	PT Primadaya Plastisindo Tbk	09 November 2022
157	KDTN	PT Puri Sentul Permai Tbk	09 November 2022
158	ZATA	PT Bersama Zatta Jaya Tbk	10 November 2022

No.	Kode Emiten	Nama Emiten	Tanggal Pencatatan
159	KETR	PT Ketrosden Triasmitra Tbk	10 November 2022
160	NINE	PT Techno9 Indonesia Tbk	05 Desember 2022
161	MMIX	PT Multi Medika Internasional Tbk	06 Desember 2022
162	PADA	PT Personel Alih Daya Tbk	08 Desember 2022
163	ISAP	PT Isra Presisi Indonesia Tbk	09 Desember 2022
164	VTNY	PT Venteny Fortuna International Tbk	15 Desember 2022
165	SOUL	PT Mitra Tirta Buwana Tbk	06 Januari 2023
166	ELIT	PT Data Sinergitama Jaya Tbk	06 Januari 2023
167	BEER	PT Jobubu Jarum Minahasa Tbk	06 Januari 2023
168	CBPE	PT Citra Buana Prasida Tbk	06 Januari 2023
169	SUNI	PT Sunindo Pratama Tbk	09 Januari 2023
170	CBRE	PT Cakra Buana Resources Energi Tbk	09 Januari 2023
171	WINE	PT Hatten Bali Tbk	10 Januari 2023
172	BMBL	PT Lavender Bina Cendikia Tbk	11 Januari 2023
173	PEVE	PT Penta Valent Tbk	24 Januari 2023
174	LAJU	PT Jasa Berdikari Logistics Tbk	27 Januari 2023
175	FWCT	PT Wijaya Cahaya Timber Tbk	01 Februari 2023
176	NAYZ	PT Hassana Boga Sejahtera Tbk	06 Februari 2023
177	IRSX	PT Aviana Sinar Abadi Tbk	07 Februari 2023
178	PACK	PT Solusi Kemasan Digital Tbk	08 Februari 2023
179	VAST	PT Vastland Indonesia Tbk	08 Februari 2023
180	CHIP	PT Pelita Teknologi Global Tbk	08 Februari 2023
181	HALO	PT Haloni Jane Tbk	08 Februari 2023
182	KING	PT Hoffmen Cleanindo Tbk	16 Februari 2023
183	PGEO	PT Pertamina Geothermal Energy Tbk	24 Februari 2023
184	FUTR	PT Lini Imaji Kreasi Ekosistem Tbk	27 Februari 2023
185	HILL	PT Hillcon Tbk	01 Maret 2023
186	BDKR	PT Berdikari Pondasi Perkasa Tbk.	03 Maret 2023
187	PTMP	PT Mitra Pack Tbk.	06 Maret 2023
188	SAGE	PT Saptausaha Gemilangindah Tbk	08 Maret 2023
189	TRON	PT Teknologi Karya Digital Nusa Tbk.	08 Maret 2023
190	CUAN	PT Petrindo Jaya Kreasi Tbk	08 Maret 2023
191	NSSS	PT Nusantara Sawit Sejahtera Tbk	10 Maret 2023
192	GTRA	PT Grahaprima Suksesmandiri Tbk	30 Maret 2023
193	HAJJ	PT Arsy Buana Travelindo Tbk	05 April 2023
194	PIPA	PT Multi Makmur Lemindo Tbk.	10 April 2023
195	NCKL	PT Trimegah Bangun Persada Tbk.	12 April 2023
196	MENN	PT Menn Teknologi Indonesia Tbk.	18 April 2023
197	AWAN	PT Era Digital Media Tbk	18 April 2023
198	MBMA	PT Merdeka Battery Materials Tbk	18 April 2023

No.	Kode Emiten	Nama Emiten	Tanggal Pencatatan
199	RAAM	PT Tripar Multivision Plus Tbk.	08 Mei 2023
200	DOOH	PT Era Media Sejahtera Tbk	08 Mei 2023
201	JATI	PT Informasi Teknologi Indonesia Tbk.	08 Mei 2023
202	TYRE	PT King Tire Indonesia Tbk.	08 Mei 2023
203	MPXL	PT MPX Logistics International Tbk	09 Mei 2023
204	SMIL	PT Sarana Mitra Luas Tbk	12 Mei 2023
205	KLAS	PT Pelayaran Kurnia Lautan Semesta Tbk	12 Juni 2023
206	MAXI	PT Maxindo Karya Anugerah Tbk	12 Juni 2023
207	VKTR	PT VKTR Teknologi Mobilitas Tbk	19 Juni 2023
208	RELF	PT Graha Mitra Asia Tbk.	22 Juni 2023
209	AMMN	PT Amman Mineral Internasional Tbk.	07 Juli 2023
210	CRSN	PT Carsurin Tbk	10 Juli 2023
211	GRPM	PT Graha Prima Mentari Tbk.	10 Juli 2023
212	WIDI	PT Widiand Jaya Krenindo Tbk.	10 Juli 2023
213	TGUK	PT Platinum Wahab Nusantara Tbk.	10 Juli 2023
214	INET	PT Sinergi Inti Andalan Prima Tbk.	24 Juli 2023
215	MAHA	PT Mandiri Herindo Adiperkasa Tbk	25 Juli 2023
216	RMKO	PT Royaltama Mulia Kontraktorindo Tbk.	31 Juli 2023
217	CNMA	PT Nusantara Sejahtera Raya Tbk	02 Agustus 2023
218	FOLK	PT Multi Garam Utama Tbk.	07 Agustus 2023
219	HBAT	PT Minahasa Membangun Hebat Tbk	07 Agustus 2023
220	GRIA	PT Ingria Pratama Capitalindo Tbk	08 Agustus 2023
221	PPRI	PT Paperocks Indonesia Tbk.	08 Agustus 2023
222	ERAL	PT Sinar Eka Selaras Tbk	08 Agustus 2023
223	CYBR	PT ITSEC Asia Tbk.	08 Agustus 2023
224	MUTU	PT Mutuagung Lestari Tbk	09 Agustus 2023
225	LMAX	PT Lupromax Pelumas Indonesia Tbk.	09 Agustus 2023
226	HUMI	PT Humpuss Maritim Internasional Tbk	09 Agustus 2023
227	MSIE	PT Multisarana Intan Eduka Tbk	10 Agustus 2023
228	RSCH	PT Charlie Hospital Semarang Tbk.	28 Agustus 2023
229	BABY	PT Multitrend Indo Tbk.	07 September 2023
230	AEGS	PT Anugerah Spareparts Sejahtera Tbk.	11 September 2023
231	IOTF	PT Sumber Sinergi Makmur Tbk	06 Oktober 2023
232	KOCI	PT Kokoh Exa Nusantara	06 Oktober 2023
233	PTPS	PT Pulau Subur Tbk.	09 Oktober 2023
234	BREN	PT Barito Renewables Energy Tbk.	09 Oktober 2023
235	STRK	PT Lovina Beach Brewery Tbk.	10 Oktober 2023
236	KOKA	PT Koka Indonesia Tbk.	11 Oktober 2023
237	LOPI	PT Logisticsplus International Tbk	11 Oktober 2023
238	UDNG	PT Agro Bahari Nusantara Tbk	31 Oktober 2023

No.	Kode Emiten	Nama Emiten	Tanggal Pencatatan
239	RGAS	PT Kian Santang Muliatama Tbk.	08 November 2023
240	MSTI	PT Mastersystem Infotama Tbk.	08 November 2023
241	IKPM	PT Ikapharmindo Putramas Tbk.	08 November 2023
242	AYAM	PT Janu Putra Sejahtera Tbk.	30 November 2023
243	SURI	PT Maja Agung Latexindo Tbk.	07 Desember 2023
244	ASLI	PT Asri Karya Lestari Tbk.	05 Januari 2024
245	CGAS	PT Citra Nusantara Gemilang Tbk.	08 Januari 2024
246	NICE	PT Adhi Kartiko Pratama Tbk	09 Januari 2024
247	MSJA	PT Multi Spunindo Jaya Tbk.	10 Januari 2024
248	SMLE	PT Sinergi Multi Lestarindo Tbk	10 Januari 2024
249	ACRO	PT Samcro Hyosung Adilestari Tbk.	11 Januari 2024
250	MANG	PT Manggung Polahraya Tbk	11 Januari 2024
251	GRPH	PT Griptha Putra Persada Tbk.	18 Januari 2024
252	SMGA	PT Sumber Mineral Global Abadi Tbk	30 Januari 2024
253	UNTD	PT Terang Dunia Internusa Tbk.	07 Februari 2024
254	TOSK	PT Topindo Solusi Komunika Tbk.	07 Februari 2024
255	MPIX	PT Mitra Pedagang Indonesia Tbk.	07 Februari 2024
256	ALII	PT Ancara Logistics Indonesia Tbk	07 Februari 2024
257	MKAP	PT Multikarya Asia Pasifik Raya Tbk	12 Februari 2024
258	MEJA	PT Harta Djaya Karya Tbk	12 Februari 2024
259	LIVE	PT Homeco Victoria Makmur Tbk	12 Februari 2024
260	HYGN	PT Ecocare Indo Pasifik Tbk.	13 Februari 2024
261	BAIK	PT Bersama Mencapai Puncak Tbk.	15 Februari 2024
262	VISI	PT Satu Visi Putra Tbk.	27 Februari 2024
263	AREA	PT Dunia Virtual Online Tbk	01 April 2024
264	MHKI	PT Multi Hanna Kreasindo Tbk	16 April 2024
265	ATLA	PT Atlantis Subsea Indonesia Tbk	16 April 2024
266	DATA	PT Remala Abadi Tbk	07 Mei 2024
267	SOLA	PT Xolare RCR Energy Tbk	08 Mei 2024
268	BATR	PT Benteng Api Technic Tbk	10 Juni 2024
269	SPRE	PT Soraya Berjaya Indonesia Tbk	03 Juli 2024
270	PART	PT Cipta Perdana Lancar Tbk	05 Juli 2024
271	GOLF	PT Intra GolfLink Resorts Tbk	08 Juli 2024
272	ISEA	PT Indo American Seafoods Tbk	08 Juli 2024
273	BLES	PT Superior Prima Sukses Tbk	08 Juli 2024
274	GUNA	PT Gunanusa Eramandiri Tbk	09 Juli 2024
275	LABS	PT UBC Medical Indonesia Tbk	10 Juli 2024
276	DOSS	PT Global Sukses Digital Tbk	07 Agustus 2024
277	NEST	PT Esta Indonesia Tbk	08 Agustus 2024
278	PTMR	PT Master Print Tbk	08 Oktober 2024

No.	Kode Emiten	Nama Emiten	Tanggal Pencatatan
279	VERN	PT Verona Indah Pictures Tbk	08 Oktober 2024
280	DAAZ	PT Daaz Bara Lestari Tbk	11 November 2024
281	BOAT	PT Newport Marine Services Tbk	12 November 2024
282	NAIK	PT Adiwarna Anugerah Abadi Tbk	13 November 2024
283	AADI	PT Adaro Andalan Indonesia Tbk	05 Desember 2024
284	MDIY	PT Daya Intiguna Yasa Tbk	19 Desember 2024



Lampiran 3 – Daftar Perusahaan IPO *Underpricing* Periode 2020- 2024

No.	Kode Emiten	Tahun	Offering Price	Closing Price	Initial Return
1	PGJO	2020	80	88	10,00%
2	AMAR	2020	174	294	68,97%
3	CSRA	2020	125	212	69,60%
4	INDO	2020	110	187	70,00%
5	AMOR	2020	1.900	2.850	50,00%
6	TRIN	2020	200	340	70,00%
7	DMND	2020	915	1.370	49,73%
8	PURA	2020	105	178	69,52%
9	PTPW	2020	650	975	50,00%
10	TAMA	2020	175	296	69,14%
11	IKAN	2020	120	204	70,00%
12	AYLS	2020	100	170	70,00%
13	DADA	2020	102	173	69,61%
14	ASPI	2020	105	178	69,52%
15	ESTA	2020	120	204	70,00%
16	BESS	2020	105	178	69,52%
17	AMAN	2020	110	148	34,55%
18	CARE	2020	103	139	34,95%
19	SAMF	2020	120	162	35,00%
20	SBAT	2020	105	141	34,29%
21	KBAG	2020	100	135	35,00%
22	CBMF	2020	160	216	35,00%
23	RONY	2020	100	135	35,00%
24	CSMI	2020	196	197	0,51%
25	BBSS	2020	120	162	35,00%
26	BHAT	2020	103	139	34,95%
27	CASH	2020	350	384	9,71%
28	TECH	2020	160	216	35,00%
29	EPAC	2020	110	148	34,55%
30	UANG	2020	125	168	34,40%
31	PGUN	2020	115	155	34,78%
32	SOFA	2020	100	110	10,00%
33	PPGL	2020	110	121	10,00%
34	TOYS	2020	350	436	24,57%
35	SGER	2020	108	145	34,26%
36	TRJA	2020	250	312	24,80%
37	PNGO	2020	250	312	24,80%
38	SCNP	2020	110	148	34,55%

No.	Kode Emiten	Tahun	Offering Price	Closing Price	Initial Return
39	BBSI	2020	480	600	25,00%
40	KMDS	2020	300	374	24,67%
41	PURI	2020	170	228	34,12%
42	SOHO	2020	1.820	2.270	24,73%
43	HOMI	2020	380	474	24,74%
44	ROCK	2020	1.340	1.675	25,00%
45	ENZO	2020	105	141	34,29%
46	PLAN	2020	112	123	9,82%
47	PTDU	2020	100	135	35,00%
48	ATAP	2020	100	135	35,00%
49	VICI	2020	100	135	35,00%
50	PMMP	2020	336	386	14,88%
51	WIFI	2020	530	660	24,53%
52	FAPA	2021	1.840	2.300	25,00%
53	DCII	2021	420	525	25,00%
54	DGNS	2021	200	270	35,00%
55	UFOE	2021	101	136	34,65%
56	BANK	2021	103	139	34,95%
57	WMJU	2021	180	242	34,44%
58	EDGE	2021	7.375	8.850	20,00%
59	UNIQ	2021	118	159	34,75%
60	BEBS	2021	100	135	35,00%
61	SNLK	2021	150	202	34,67%
62	ZYRX	2021	250	312	24,80%
63	LFLO	2021	100	110	10,00%
64	FIMP	2021	125	137	9,60%
65	TAPG	2021	200	270	35,00%
66	NPGF	2021	100	135	35,00%
67	LUCY	2021	100	110	10,00%
68	HOPE	2021	118	159	34,75%
69	MGLV	2021	135	148	9,63%
70	TRUE	2021	100	135	35,00%
71	LABA	2021	125	168	34,40%
72	ARCI	2021	750	755	0,67%
73	IPAC	2021	120	132	10,00%
74	MASB	2021	3.360	4.200	25,00%
75	BMHS	2021	340	424	24,71%
76	FLMC	2021	200	220	10,00%
77	NICL	2021	100	135	35,00%
78	UVCN	2021	100	110	10,00%

No.	Kode Emiten	Tahun	Offering Price	Closing Price	Initial Return
79	BUKA	2021	850	1.060	24,71%
80	HAIS	2021	300	374	24,67%
81	OILS	2021	270	336	24,44%
82	GPSO	2021	180	242	34,44%
83	MCOL	2021	1.420	1.565	10,21%
84	RSGK	2021	1.720	2.150	25,00%
85	RUNS	2021	254	278	9,45%
86	SBMA	2021	180	242	34,44%
87	CMNT	2021	680	850	25,00%
88	IDEA	2021	140	154	10,00%
89	KUAS	2021	195	262	34,36%
90	BOBA	2021	280	350	25,00%
91	DEPO	2021	482	600	24,48%
92	BINO	2021	138	167	21,01%
93	CMRY	2021	3.080	3.410	10,71%
94	WGSB	2021	140	154	10,00%
95	IPPE	2021	100	135	35,00%
96	NASI	2021	155	208	34,19%
97	BSML	2021	117	157	34,19%
98	ADMR	2022	100	135	1,00%
99	SEMA	2022	180	242	34,44%
100	ASLC	2022	256	320	25,00%
101	NETV	2022	196	264	34,69%
102	BAUT	2022	100	135	35,00%
103	NTBK	2022	100	135	35,00%
104	STAA	2022	600	750	25,00%
105	NANO	2022	100	110	10,00%
106	BIKE	2022	170	228	34,12%
107	WIRG	2022	168	226	34,52%
108	SICO	2022	230	254	10,43%
109	GOTO	2022	338	382	13,02%
110	TLDN	2022	580	615	6,03%
111	MTMH	2022	1.280	1.600	25,00%
112	WINR	2022	100	135	35,00%
113	IBOS	2022	100	110	10,00%
114	OLIV	2022	100	101	1,00%
115	ASHA	2022	100	135	35,00%
116	SWID	2022	200	216	8,00%
117	TRGU	2022	210	262	24,76%
118	CHEM	2022	150	155	3,33%

No.	Kode Emiten	Tahun	Offering Price	Closing Price	Initial Return
119	DEWI	2022	100	135	35,00%
120	AXIO	2022	140	189	35,00%
121	HATM	2022	160	163	1,88%
122	GULA	2022	250	254	1,60%
123	JARR	2022	300	374	24,67%
124	AMMS	2022	100	105	5,00%
125	RAFI	2022	126	170	34,92%
126	KKES	2022	105	127	20,95%
127	ELPI	2022	200	270	35,00%
128	MORA	2022	396	494	24,75%
129	TOOL	2022	127	171	34,65%
130	BUAH	2022	388	484	24,74%
131	CRAB	2022	150	202	34,67%
132	MEDS	2022	125	168	34,40%
133	COAL	2022	100	135	35,00%
134	CBUT	2022	690	860	24,64%
135	MKTR	2022	120	130	8,33%
136	OMED	2022	204	252	23,53%
137	BSBK	2022	100	135	35,00%
138	PDPP	2022	200	270	35,00%
139	KDTN	2022	150	189	26,00%
140	ZATA	2022	100	135	35,00%
141	KETR	2022	300	320	6,67%
142	MMIX	2022	190	256	34,74%
143	PADA	2022	100	110	10,00%
144	VTNY	2022	360	396	10,00%
145	BEER	2023	220	258	17,27%
146	CBRE	2023	108	145	34,26%
147	WINE	2023	129	174	34,88%
148	PEVE	2023	149	200	34,23%
149	LAJU	2023	100	135	35,00%
150	FWCT	2023	118	159	34,75%
151	IRSX	2023	101	103	1,98%
152	CHIP	2023	160	176	10,00%
153	HALO	2023	100	117	17,00%
154	HILL	2023	1.250	1.330	6,40%
155	BDKR	2023	200	230	15,00%
156	PTMP	2023	120	143	19,17%
157	SAGE	2023	100	135	35,00%
158	TRON	2023	180	236	31,11%

No.	Kode Emiten	Tahun	Offering Price	Closing Price	Initial Return
159	CUAN	2023	220	274	24,55%
160	NSSS	2023	127	135	6,30%
161	GTRA	2023	150	202	34,67%
162	HAJJ	2023	140	154	10,00%
163	PIPA	2023	105	141	34,29%
164	NCKL	2023	1.250	1.305	4,40%
165	AWAN	2023	100	135	35,00%
166	MBMA	2023	795	885	11,32%
167	RAAM	2023	234	292	24,79%
168	DOOH	2023	100	105	5,00%
169	JATI	2023	100	135	35,00%
170	TYRE	2023	138	186	34,78%
171	MPXL	2023	108	145	34,26%
172	SMIL	2023	100	135	35,00%
173	KLAS	2023	146	197	34,93%
174	VKTR	2023	100	111	11,00%
175	RELF	2023	90	99	10,00%
176	AMMN	2023	1.695	1.755	3,54%
177	CRSN	2023	125	143	14,40%
178	WIDI	2023	100	110	10,00%
179	TGUK	2023	110	148	34,55%
180	INET	2023	101	136	34,65%
181	MAHA	2023	118	159	34,75%
182	RMKO	2023	450	560	24,44%
183	CNMA	2023	270	316	17,04%
184	FOLK	2023	100	113	13,00%
185	ERAL	2023	390	402	3,08%
186	CYBR	2023	100	135	35,00%
187	MUTU	2023	108	145	34,26%
188	LMAX	2023	200	220	10,00%
189	HUMI	2023	100	102	2,00%
190	RSCH	2023	115	131	13,91%
191	BABY	2023	266	290	9,02%
192	IOTF	2023	100	135	35,00%
193	BREN	2023	780	975	25,00%
194	STRK	2023	100	135	35,00%
195	KOKA	2023	128	170	32,81%
196	UDNG	2023	100	110	10,00%
197	RGAS	2023	120	125	4,17%
198	MSTI	2023	1.355	1.450	7,01%

No.	Kode Emiten	Tahun	Offering Price	Closing Price	Initial Return
199	IKPM	2023	165	181	9,70%
200	AYAM	2023	100	135	35,00%
201	CGAS	2024	338	422	24,85%
202	NICE	2024	438	525	19,86%
203	MSJA	2024	300	346	15,33%
204	SMLE	2024	175	236	34,86%
205	ACRO	2024	108	145	34,26%
206	GRPH	2024	103	118	14,56%
207	SMGA	2024	105	141	34,29%
208	TOSK	2024	125	130	4,00%
209	MPIX	2024	268	334	24,63%
210	ALII	2024	272	340	25,00%
211	MKAP	2024	115	155	34,78%
212	MEJA	2024	103	113	9,71%
213	LIVE	2024	148	174	17,57%
214	HYGN	2024	145	165	13,79%
215	VISI	2024	120	153	27,50%
216	AREA	2024	131	139	6,11%
217	MHKI	2024	160	216	35,00%
218	ATLA	2024	100	135	35,00%
219	DATA	2024	188	252	34,04%
220	SOLA	2024	110	148	34,55%
221	BATR	2024	110	120	9,09%
222	SPRE	2024	125	137	9,60%
223	PART	2024	105	131	24,76%
224	GOLF	2024	200	270	35,00%
225	ISEA	2024	250	312	24,80%
226	BLES	2024	183	246	34,43%
227	GUNA	2024	150	202	34,67%
228	LABS	2024	102	137	34,31%
229	DOSS	2024	135	182	34,81%
230	NEST	2024	200	270	35,00%
231	PTMR	2024	128	137	7,03%
232	VERN	2024	195	200	2,56%
233	DAAZ	2024	880	1.100	25,00%
234	BOAT	2024	100	135	35,00%
235	NAIK	2024	107	144	34,58%
236	AADI	2024	5.550	6.650	19,82%
237	MDIY	2024	1.650	1.690	2,42%

Lampiran 4 – Daftar Penghitungan *Debt to Equity Ratio* Perusahaan IPO
Underpricing Periode 2020- 2024

No.	Kode Emiten	Mata Uang	<i>Total Liability</i>	<i>Equity</i>	DER
1	PGJO	Rupiah	471.044.665	9.325.826.795	0,051
2	AMAR	Rupiah	1.685.033.429.000	1.042.907.738.000	1,616
3	CSRA	Rupiah	907.068.000.000	438.222.000.000	2,07
4	INDO	Rupiah	534.984.592.469	419.138.454.521	1,276
5	AMOR	Rupiah	71.747.996.590	38.956.689.090	1,842
6	TRIN	Rupiah	1.185.586.387.000	446.861.857.000	2,653
7	DMND	Rupiah	2.230.748.000.000	3.103.003.000.000	0,719
8	PURA	Rupiah	40.458.228.409	177.262.767.035	0,228
9	PTPW	Rupiah	103.187.927.901	223.336.254.466	0,462
10	TAMA	Rupiah	106.815.674.542	22.913.972.311	4,662
11	IKAN	Rupiah	55.340.703.251	31.284.681.984	1,769
12	AYLS	Rupiah	33.159.198.000	32.784.806.000	1,011
13	DADA	Rupiah	82.150.557.746	98.681.822.543	0,832
14	ASPI	Rupiah	10.875.230.680	35.977.902.759	0,302
15	ESTA	Rupiah	14.040.558.993	35.848.861.251	0,392
16	BESS	Rupiah	356.214.263.313	229.646.548.346	1,551
17	AMAN	Rupiah	208.534.168.000	496.811.787.000	0,42
18	CARE	Rupiah	144.676.338.954	2.269.320.170.067	0,064
19	SAMF	Rupiah	799.111.000.000	593.890.000.000	1,346
20	SBAT	Rupiah	312.793.176.463	188.890.429.831	1,656
21	KBAG	Rupiah	75.281.319.417	172.760.737.967	0,436
22	CBMF	Rupiah	80.617.997.430	180.620.714.996	0,446
23	RONY	Rupiah	2.143.026.601	15.876.409.768	0,135
24	CSMI	Rupiah	95.362.025.557	37.777.312.402	2,524
25	BBSS	Rupiah	4.491.256.647	102.102.684.373	0,044
26	BHAT	Rupiah	74.101.797.758	305.998.817.927	0,242
27	CASH	Rupiah	22.403.633.539	32.596.622.879	0,687
28	TECH	Rupiah	9.898.353.236	16.056.581.479	0,616
29	EPAC	Rupiah	156.712.956.485	152.887.491.571	1,025
30	UANG	Rupiah	209.553.392.716	110.917.128.908	1,889
31	PGUN	Rupiah	1.193.651.679.019	745.812.856.005	1,6
32	SOFA	Rupiah	17.029.048.968	9.535.128.141	1,786
33	PPGL	Rupiah	41.260.947.555	21.279.723.875	1,939
34	TOYS	Rupiah	94.823.753.523	86.161.443.634	1,101
35	SGER	Rupiah	480.533.417.770	141.814.280.832	3,388
36	TRJA	Rupiah	395.434.207.984	149.718.360.680	2,641
37	PNGO	Rupiah	1.013.347.129.591	446.471.294.398	2,27

No.	Kode Emiten	Mata Uang	Total Liability	Equity	DER
38	SCNP	Rupiah	45.882.023.298	306.297.118.808	0,15
39	BBSI	Rupiah	452.297.420.963	501.440.058.112	0,902
40	KMDS	Rupiah	29.724.441.146	77.579.537.020	0,383
41	PURI	Rupiah	103.634.872.170	53.298.192.092	1,944
42	SOHO	Rupiah	1.955.092.000.000	1.312.406.000.000	1,49
43	HOMI	Rupiah	89.153.376.174	56.773.065.795	1,57
44	ROCK	Rupiah	336.317.227.931	397.826.787.930	0,845
45	ENZO	Rupiah	140.910.199.856	79.064.433.032	1,782
46	PLAN	Rupiah	23.604.648.651	35.557.886.881	0,664
47	PTDU	Rupiah	137.709.464.000	64.986.323.000	2,119
48	ATAP	Rupiah	39.994.797.146	48.862.378.064	0,819
49	VICI	Rupiah	299.618.820.822	509.589.551.522	0,588
50	PMMP	Dolar AS	181.889.944	51.495.325	3,532
51	WIFI	Rupiah	228.653.160.384	182.999.933.141	1,249
52	FAPA	Rupiah	4.230.293.154.226	3.485.542.573.436	1,214
53	DCII	Rupiah	1.516.657.000.000	646.104.000.000	2,347
54	DGNS	Rupiah	19.995.740.002	54.672.208.639	0,366
55	UFOE	Rupiah	171.560.365.515	118.898.008.056	1,443
56	BANK	Rupiah	35.219.000.000	655.695.000.000	0,054
57	WMUU	Rupiah	539.179.187.509	623.931.243.138	0,864
58	EDGE	Rupiah	140.659.338.030	349.607.463.877	0,402
59	UNIQ	Rupiah	282.552.492.859	276.235.766.149	1,023
60	BEBS	Rupiah	23.305.471.945	363.164.242.124	0,064
61	SNLK	Rupiah	6.301.321.447	151.214.060.536	0,042
62	ZYRX	Rupiah	60.858.768.661	47.894.065.677	1,271
63	LFLO	Rupiah	12.914.161.638	11.696.415.865	1,104
64	FIMP	Rupiah	11.534.749.108	11.200.965.520	1,03
65	TAPG	Rupiah	5.970.317.000.000	5.829.110.000.000	1,024
66	NPGF	Rupiah	181.513.765.546	146.289.174.252	1,241
67	LUCY	Rupiah	8.989.780.507	6.826.163.967	1,317
68	HOPE	Rupiah	59.739.942.538	31.275.217.713	1,91
69	MGLV	Rupiah	36.597.376.413	33.760.764.879	1,084
70	TRUE	Rupiah	776.099.960.809	175.442.300.106	4,424
71	LABA	Rupiah	21.348.416.615	21.652.506.798	0,986
72	ARCI	Dolar AS	505.893.585	94.322.230	5,363
73	IPAC	Rupiah	6.813.876.959	17.219.879.807	0,396
74	MASB	Rupiah	19.648.095.743.949	1.889.840.264.160	10,397
75	BMHS	Rupiah	1.112.837.448.853	995.237.210.570	1,118
76	FLMC	Rupiah	89.445.560.936	31.166.486.538	2,87
77	NICL	Rupiah	94.283.781.979	79.902.340.865	1,18

No.	Kode Emiten	Mata Uang	Total Liability	Equity	DER
78	UVCR	Rupiah	18.689.323.833	30.295.040.347	0,617
79	BUKA	Rupiah	985.821.769.000	1.597.226.239.000	0,617
80	HAIS	Rupiah	129.372.361.450	247.301.557.974	0,523
81	OILS	Rupiah	52.364.382.352	24.754.318.441	2,115
82	GPSO	Rupiah	18.858.778.367	45.002.430.395	0,419
83	MCOL	Dolar AS	151.945.703	148.190.474	1,025
84	RSGK	Rupiah	265.008.937.277	482.933.246.441	0,549
85	RUNS	Rupiah	3.415.102.638	34.995.560.929	0,098
86	SBMA	Rupiah	45.273.176.232	149.980.443.410	0,302
87	CMNT	Rupiah	16.303.310.000.000	2.404.305.000.000	6,781
88	IDEA	Rupiah	24.370.099.409	34.336.176.044	0,71
89	KUAS	Rupiah	151.524.250.089	63.622.549.761	2,382
90	BOBA	Rupiah	14.324.151.314	65.939.507.508	0,217
91	DEPO	Rupiah	619.359.317.164	608.474.076.976	1,018
92	BINO	Rupiah	111.392.376.656	280.042.911.839	0,398
93	CMRY	Rupiah	692.990.000.000	701.904.000.000	0,987
94	WGSB	Rupiah	2.323.307.736	21.078.446.108	0,11
95	IPPE	Rupiah	3.044.062.000	182.059.900.000	0,017
96	NASI	Rupiah	12.878.623.168	31.137.021.909	0,414
97	BSML	Rupiah	161.086.465.827	54.160.673.595	2,974
98	ADMR	Dolar AS	761.962.444	46.922.074	16,239
99	SEMA	Rupiah	84.122.225.649	55.240.567.883	1,523
100	ASLC	Rupiah	128.930.487.588	173.070.315.800	0,745
101	NETV	Rupiah	1.692.634.303.447	50.133.651.445	33,762
102	BAUT	Rupiah	40.269.053.889	46.083.857.871	0,874
103	NTBK	Rupiah	37.599.842.708	23.435.364.083	1,604
104	STAA	Rupiah	2.760.406.000.000	2.276.869.000.000	1,212
105	NANO	Rupiah	3.522.306.353	34.837.629.780	0,101
106	BIKE	Rupiah	75.005.839.759	49.773.612.337	1,507
107	WIRG	Rupiah	102.468.401.681	122.701.997.853	0,835
108	SICO	Rupiah	29.927.805.970	40.173.845.026	0,745
109	GOTO	Rupiah	17.689.821.000.000	130.482.709.000.000	0,136
110	TLDN	Rupiah	3.762.116.686.000	1.086.198.753.000	3,464
111	MTMH	Rupiah	636.357.455.384	753.385.554.301	0,845
112	WINR	Rupiah	78.742.095.773	160.583.491.895	0,49
113	IBOS	Rupiah	34.901.653.568	169.154.496.297	0,206
114	OLIV	Rupiah	12.287.566.871	16.780.922.899	0,732
115	ASHA	Rupiah	59.351.347.992	30.665.810.483	1,935
116	SWID	Rupiah	143.767.141.358	122.808.061.989	1,171
117	TRGU	Rupiah	1.310.302.680.834	670.759.974.616	1,953

No.	Kode Emiten	Mata Uang	Total Liability	Equity	DER
118	CHEM	Rupiah	48.497.676.787	42.100.716.396	1,152
119	DEWI	Rupiah	12.782.310.197	72.328.719.786	0,177
120	AXIO	Rupiah	429.874.685.913	253.549.988.724	1,695
121	HATM	Rupiah	66.102.640.215	369.957.619.156	0,179
122	GULA	Rupiah	41.686.056.528	93.588.398.256	0,445
123	JARR	Rupiah	1.656.771.000.877	750.257.986.328	2,208
124	AMMS	Rupiah	1.143.605.360	46.132.866.328	0,025
125	RAFI	Rupiah	27.434.794.869	47.693.676.312	0,575
126	KKES	Rupiah	80.735.754.304	31.364.722.965	2,574
127	ELPI	Rupiah	297.955.000.000	1.317.711.000.000	0,226
128	MORA	Rupiah	10.007.023.391.095	4.185.852.377.281	2,391
129	TOOL	Rupiah	32.596.983.842	102.196.388.539	0,319
130	BUAH	Rupiah	192.351.926.809	55.383.972.582	3,473
131	CRAB	Rupiah	176.108.019.012	113.328.605.878	1,554
132	MEDS	Rupiah	17.517.367.493	32.463.436.849	0,54
133	COAL	Rupiah	118.283.620.636	75.512.696.788	1,566
134	CBUT	Rupiah	2.374.094.000.000	147.406.000.000	16,106
135	MKTR	Rupiah	433.636.826.000	193.297.925.000	2,243
136	OMED	Rupiah	680.110.782.121	1.057.930.514.311	0,643
137	BSBK	Rupiah	1.116.299.623.643	1.138.871.251.565	0,98
138	PDPP	Rupiah	137.488.961.753	252.243.848.932	0,545
139	KDTN	Rupiah	15.352.761.390	29.826.120.910	0,515
140	ZATA	Rupiah	211.480.663.029	343.627.473.014	0,615
141	KETR	Rupiah	722.051.615.525	670.002.827.009	1,078
142	MMIX	Rupiah	32.468.867.450	50.138.871.761	0,648
143	PADA	Rupiah	171.510.385.768	49.137.089.970	3,49
144	VTNY	Rupiah	273.890.699.251	79.785.297.337	3,433
145	BEER	Rupiah	15.175.526.903	40.181.720.846	0,378
146	CBRE	Rupiah	13.220.496.026	86.462.098.299	0,153
147	WINE	Rupiah	178.058.556.374	128.503.322.173	1,386
148	PEVE	Rupiah	514.351.156.607	134.984.564.282	3,81
149	LAJU	Rupiah	54.628.544.732	50.631.664.882	1,079
150	FWCT	Rupiah	177.454.759.625	215.731.940.889	0,823
151	IRSX	Rupiah	5.095.672.725	66.849.970.235	0,076
152	CHIP	Rupiah	45.721.981.527	15.531.304.384	2,944
153	HALO	Rupiah	302.398.032.393	21.272.450.087	14,215
154	HILL	Rupiah	2.062.441.000.000	633.082.000.000	3,258
155	BDKR	Rupiah	544.283.418.406	540.042.184.751	1,008
156	PTMP	Rupiah	43.636.896.516	71.363.747.031	0,611
157	SAGE	Rupiah	148.957.712.473	119.991.766.239	1,241

No.	Kode Emiten	Mata Uang	Total Liability	Equity	DER
158	TRON	Rupiah	16.516.721.423	52.603.586.037	0,314
159	CUAN	Rupiah	305.201.247.478	675.723.342.104	0,452
160	NSSS	Rupiah	2.343.623.000.000	623.757.000.000	3,757
161	GTRA	Rupiah	399.402.091.962	190.172.793.077	2,1
162	HAJJ	Rupiah	45.129.761.711	52.113.054.478	0,866
163	PIPA	Rupiah	37.456.058.142	51.794.684.760	0,723
164	NCKL	Rupiah	19.616.998.802.011	9.179.358.313.648	2,137
165	AWAN	Rupiah	3.884.498.719	20.866.107.062	0,186
166	MBMA	Dolar AS	602.111.095	780.378.609	0,772
167	RAAM	Rupiah	167.722.811.682	901.197.699.043	0,186
168	DOOH	Rupiah	9.382.168.961	69.381.097.013	0,135
169	JATI	Rupiah	180.084.633.150	91.165.938.187	1,975
170	TYRE	Rupiah	213.586.031.701	171.923.885.210	1,242
171	MPXL	Rupiah	21.198.134.841	41.772.268.084	0,507
172	SMIL	Rupiah	172.742.153.896	400.152.931.115	0,432
173	KLAS	Rupiah	123.115.462.118	107.006.843.174	1,151
174	VKTR	Rupiah	758.025.000.000	182.225.000.000	4,16
175	RELF	Rupiah	47.576.396.452	118.461.333.186	0,402
176	AMMN	Dolar AS	2.889.660.000	3.528.749.000	0,819
177	CRSN	Rupiah	55.562.227.348	116.315.427.199	0,478
178	WIDI	Rupiah	6.590.764.278	10.115.129.675	0,652
179	TGUK	Rupiah	16.885.219.341	59.278.024.981	0,285
180	INET	Rupiah	7.780.796.134	65.202.974.904	0,119
181	MAHA	Rupiah	469.522.127.000	1.137.019.713.000	0,413
182	RMKO	Rupiah	114.742.058.960	116.541.284.686	0,985
183	CNMA	Rupiah	4.106.897.000.000	2.482.760.000.000	1,654
184	FOLK	Rupiah	3.449.903.357	70.464.673.737	0,049
185	ERAL	Rupiah	466.715.184.242	915.180.663.768	0,51
186	CYBR	Rupiah	63.882.790.154	35.463.179.968	1,801
187	MUTU	Rupiah	85.446.789.199	73.882.004.533	1,157
188	LMAX	Rupiah	17.101.553.682	11.234.257.992	1,522
189	HUMI	Dolar AS	76.221.290	115.954.536	0,657
190	RSCH	Rupiah	3.986.559.229	92.939.056.128	0,043
191	BABY	Rupiah	310.757.940.908	385.644.780.444	0,806
192	IOTF	Rupiah	14.437.112.292	44.261.377.251	0,326
193	BREN	Dolar AS	2.999.019.000	220.453.000	13,604
194	STRK	Rupiah	19.087.673.754	47.628.929.487	0,401
195	KOKA	Rupiah	29.744.646.475	77.429.817.562	0,384
196	UDNG	Rupiah	1.122.288.441	14.063.836.089	0,08
197	RGAS	Rupiah	1.528.189.938	51.055.562.311	0,03

No.	Kode Emiten	Mata Uang	Total Liability	Equity	DER
198	MSTI	Rupiah	893.732.058.438	1.282.388.020.226	0,697
199	IKPM	Rupiah	231.508.464.764	183.903.979.147	1,259
200	AYAM	Rupiah	147.279.243.865	120.145.736.288	1,226
201	CGAS	Rupiah	112.144.635.908	65.395.224.983	1,715
202	NICE	Rupiah	146.680.524.178	119.034.796.424	1,232
203	MSJA	Dolar AS	27.540.658	61.406.784	0,448
204	SMLE	Rupiah	63.448.283.667	22.607.380.916	2,807
205	ACRO	Rupiah	48.295.012.099	55.677.970.836	0,867
206	GRPH	Rupiah	21.025.042.960	52.925.014.634	0,397
207	SMGA	Rupiah	129.355.861.719	154.491.877.208	0,837
208	TOSK	Rupiah	49.635.804.696	37.824.079.848	1,312
209	MPIX	Rupiah	15.502.541.736	39.866.629.686	0,389
210	ALII	Rupiah	1.240.851.005.000	609.088.269.000	2,037
211	MKAP	Rupiah	110.547.735.439	149.151.285.431	0,741
212	MEJA	Rupiah	18.626.257.449	31.660.819.040	0,588
213	LIVE	Rupiah	123.107.152.847	170.493.286.047	0,722
214	HYGN	Rupiah	61.882.288.446	77.934.075.317	0,794
215	VISI	Rupiah	123.508.965.810	106.440.468.847	1,16
216	AREA	Rupiah	60.114.052.829	160.966.644.305	0,373
217	MHKI	Rupiah	24.340.336.257	302.457.345.812	0,08
218	ATLA	Rupiah	4.177.135.814	48.698.174.981	0,086
219	DATA	Rupiah	41.037.741.015	94.502.048.762	0,434
220	SOLA	Rupiah	15.650.205.514	71.504.883.325	0,219
221	BATR	Rupiah	41.433.504.401	70.012.088.773	0,592
222	SPRE	Rupiah	7.119.688.866	17.712.414.377	0,402
223	PART	Rupiah	157.838.708.681	63.538.319.233	2,484
224	GOLF	Rupiah	182.797.540.719	7.581.249.893.863	0,024
225	ISEA	Rupiah	236.031.249.225	109.294.073.770	2,16
226	BLES	Rupiah	776.374.455.758	745.384.048.544	1,042
227	GUNA	Rupiah	207.485.307.415	426.657.983.233	0,486
228	LABS	Rupiah	110.927.131.469	49.360.018.142	2,247
229	DOSS	Rupiah	71.416.068.850	92.722.090.451	0,77
230	NEST	Rupiah	118.195.872.866	198.223.361.760	0,596
231	PTMR	Rupiah	51.909.970.082	41.464.857.252	1,252
232	VERN	Rupiah	34.004.996.599	312.228.053.730	0,109
233	DAAZ	Rupiah	2.157.052.265.337	931.015.893.465	2,317
234	BOAT	Dolar AS	17.097.487	16.773.634	1,019
235	NAIK	Rupiah	99.421.829.705	79.670.954.960	1,248
236	AADI	Dolar AS	2.712.070.000	2.383.041.000	1,138
237	MDIY	Rupiah	2.711.986.000.000	2.109.290.000.000	1,286

Lampiran 5 – Daftar Penghitungan *Firm Size* Perusahaan IPO *Underpricing* Periode 2020- 2024

No.	Kode Emiten	Mata Uang	Total Asset	Kurs Dolar AS	Ln_Asset
1	PGJO	Rupiah	9.796.871.460		23,005
2	AMAR	Rupiah	2.727.941.167.000		28,635
3	CSRA	Rupiah	1.345.305.000.000		27,928
4	INDO	Rupiah	1.006.824.523.699		27,638
5	AMOR	Rupiah	110.704.685.680		25,43
6	TRIN	Rupiah	1.706.254.549.000		28,165
7	DMND	Rupiah	5.339.394.000.000		29,306
8	PURA	Rupiah	217.720.995.444		26,106
9	PTPW	Rupiah	326.524.182.367		26,512
10	TAMA	Rupiah	129.729.646.853		25,589
11	IKAN	Rupiah	86.625.385.235		25,185
12	AYLS	Rupiah	65.944.004.000		24,912
13	DADA	Rupiah	181.241.077.088		25,923
14	ASPI	Rupiah	47.597.782.167		24,586
15	ESTA	Rupiah	49.889.420.244		24,633
16	BESS	Rupiah	585.860.811.659		27,096
17	AMAN	Rupiah	715.906.196.000		27,297
18	CARE	Rupiah	2.415.013.762.278		28,513
19	SAMF	Rupiah	1.415.728.000.000		27,979
20	SBAT	Rupiah	501.683.606.294		26,941
21	KBAG	Rupiah	248.165.699.703		26,237
22	CBMF	Rupiah	261.238.712.426		26,289
23	RONY	Rupiah	18.019.436.369		23,615
24	CSMI	Rupiah	134.277.140.667		25,623
25	BBSS	Rupiah	106.593.941.020		25,392
26	BHAT	Rupiah	383.315.074.337		26,672
27	CASH	Rupiah	55.000.256.418		24,731
28	TECH	Rupiah	25.882.849.347		23,977
29	EPAC	Rupiah	309.499.809.606		26,458
30	UANG	Rupiah	320.470.521.624		26,493
31	PGUN	Rupiah	1.939.464.535.024		28,293
32	SOFA	Rupiah	26.564.177.309		24,003
33	PPGL	Rupiah	107.721.128.375		25,403
34	TOYS	Rupiah	180.985.197.157		25,922
35	SGER	Rupiah	638.097.839.897		27,182
36	TRJA	Rupiah	545.152.568.664		27,024
37	PNGO	Rupiah	1.461.738.326.816		28,011

No.	Kode Emiten	Mata Uang	Total Asset	Kurs Dolar AS	Ln_Asset
38	SCNP	Rupiah	352.164.572.159		26,587
39	BBSI	Rupiah	953.737.479.075		27,584
40	KMDS	Rupiah	107.303.978.166		25,399
41	PURI	Rupiah	171.623.023.405		25,869
42	SOHO	Rupiah	3.269.085.000.000		28,816
43	HOMI	Rupiah	145.936.442.967		25,706
44	ROCK	Rupiah	734.058.363.511		27,322
45	ENZO	Rupiah	220.868.704.431		26,121
46	PLAN	Rupiah	59.162.535.532		24,804
47	PTDU	Rupiah	202.695.787.000		26,035
48	ATAP	Rupiah	88.857.175.210		25,21
49	VICI	Rupiah	809.208.372.344		27,419
50	PMMP	Dolar AS	233.385.269	Rp14.540	28,853
51	WIFI	Rupiah	412.177.937.920		26,745
52	FAPA	Rupiah	7.700.735.530.987		29,672
53	DCII	Rupiah	2.162.761.000.000		28,402
54	DGNS	Rupiah	74.667.948.641		25,036
55	UFOE	Rupiah	290.543.149.427		26,395
56	BANK	Rupiah	730.946.000.000		27,318
57	WMUU	Rupiah	1.168.081.827.957		27,786
58	EDGE	Rupiah	492.831.740.955		26,923
59	UNIQ	Rupiah	558.788.259.008		27,049
60	BEBS	Rupiah	387.945.092.719		26,684
61	SNLK	Rupiah	157.515.381.983		25,783
62	ZYRX	Rupiah	108.752.834.338		25,412
63	LFLO	Rupiah	24.615.577.503		23,927
64	FIMP	Rupiah	22.735.714.628		23,847
65	TAPG	Rupiah	11.961.458.000.000		30,113
66	NPGF	Rupiah	327.802.939.798		26,516
67	LUCY	Rupiah	15.815.944.474		23,484
68	HOPE	Rupiah	91.015.160.251		25,234
69	MGLV	Rupiah	70.390.030.542		24,977
70	TRUE	Rupiah	952.852.264.649		27,583
71	LABA	Rupiah	43.000.923.413		24,484
72	ARCI	Dolar AS	600.236.306	Rp14.200	29,774
73	IPAC	Rupiah	24.033.756.766		23,903
74	MASB	Rupiah	21.537.936.008.109		30,701
75	BMHS	Rupiah	2.162.536.834.465		28,402
76	FLMC	Rupiah	120.612.047.474		25,516

No.	Kode Emiten	Mata Uang	Total Asset	Kurs Dolar AS	Ln_Asset
77	NICL	Rupiah	174.584.532.079		25,886
78	UVCN	Rupiah	48.984.364.180		24,615
79	BUKA	Rupiah	2.593.657.437.000		28,584
80	HAIS	Rupiah	378.397.974.553		26,659
81	OILS	Rupiah	77.118.700.793		25,069
82	GPSO	Rupiah	63.861.208.762		24,88
83	MCOL	Dolar AS	317.128.077	Rp14.200	29,136
84	RSGK	Rupiah	752.742.572.092		27,347
85	RUNS	Rupiah	38.410.663.567		24,372
86	SBMA	Rupiah	195.253.619.642		25,998
87	CMNT	Rupiah	19.043.340.000.000		30,578
88	IDEA	Rupiah	58.708.166.478		24,796
89	KUAS	Rupiah	215.146.799.850		26,095
90	BOBA	Rupiah	80.263.658.822		25,109
91	DEPO	Rupiah	1.245.884.860.775		27,851
92	BINO	Rupiah	391.505.655.197		26,693
93	CMRY	Rupiah	1.394.929.000.000		27,964
94	WGSN	Rupiah	23.750.439.867		23,891
95	IPPE	Rupiah	185.104.961.000		25,944
96	NASI	Rupiah	44.015.645.077		24,508
97	BSML	Rupiah	215.252.122.005		26,095
98	ADMR	Dolar AS	811.001.243	Rp14.419	30,09
99	SEMA	Rupiah	146.957.784.238		25,713
100	ASLC	Rupiah	389.662.460.225		26,689
101	NETV	Rupiah	1.716.375.739.505		28,171
102	BAUT	Rupiah	86.362.710.954		25,182
103	NTBK	Rupiah	61.035.206.791		24,835
104	STAA	Rupiah	5.307.353.000.000		29,3
105	NANO	Rupiah	41.669.332.563		24,453
106	BIKE	Rupiah	124.779.452.096		25,55
107	WIRG	Rupiah	231.868.797.521		26,169
108	SICO	Rupiah	70.744.423.891		24,982
109	GOTO	Rupiah	148.212.737.000.000		32,63
110	TLDN	Rupiah	4.848.343.460.000		29,21
111	MTMH	Rupiah	1.387.771.708.100		27,959
112	WINR	Rupiah	253.379.250.547		26,258
113	IBOS	Rupiah	204.960.399.215		26,046
114	OLIV	Rupiah	29.068.489.770		24,093
115	ASHA	Rupiah	90.017.158.475		25,223

No.	Kode Emiten	Mata Uang	Total Asset	Kurs Dolar AS	Ln_Asset
116	SWID	Rupiah	266.575.203.347		26,309
117	TRGU	Rupiah	1.981.063.656.588		28,315
118	CHEM	Rupiah	90.598.393.183		25,23
119	DEWI	Rupiah	85.111.029.983		25,167
120	AXIO	Rupiah	696.901.382.834		27,27
121	HATM	Rupiah	436.060.259.371		26,801
122	GULA	Rupiah	135.274.454.784		25,631
123	JARR	Rupiah	2.407.028.987.205		28,509
124	AMMS	Rupiah	47.276.471.688		24,579
125	RAFI	Rupiah	75.128.471.181		25,042
126	KKES	Rupiah	112.100.477.269		25,443
127	ELPI	Rupiah	1.634.290.000.000		28,122
128	MORA	Rupiah	14.565.401.098.078		30,31
129	TOOL	Rupiah	134.793.372.381		25,627
130	BUAH	Rupiah	247.735.899.391		26,236
131	CRAB	Rupiah	289.436.624.890		26,391
132	MEDS	Rupiah	49.980.804.342		24,635
133	COAL	Rupiah	197.591.903.191		26,009
134	CBUT	Rupiah	2.521.500.000.000		28,556
135	MKTR	Rupiah	628.435.492.000		27,166
136	OMED	Rupiah	1.761.067.076.192		28,197
137	BSBK	Rupiah	2.255.170.875.208		28,444
138	PDPP	Rupiah	389.732.810.685		26,689
139	KDTN	Rupiah	45.178.882.300		24,534
140	ZATA	Rupiah	556.281.680.878		27,045
141	KETR	Rupiah	1.394.359.479.146		27,963
142	MMIX	Rupiah	82.607.739.211		25,137
143	PADA	Rupiah	220.647.475.738		26,12
144	VTNY	Rupiah	354.525.803.654		26,594
145	BEER	Rupiah	55.357.247.749		24,737
146	CBRE	Rupiah	99.682.594.325		25,325
147	WINE	Rupiah	307.073.919.122		26,45
148	PEVE	Rupiah	649.335.720.889		27,199
149	LAJU	Rupiah	105.260.209.614		25,38
150	FWCT	Rupiah	393.200.933.617		26,698
151	IRSX	Rupiah	72.059.076.912		25,001
152	CHIP	Rupiah	61.253.285.911		24,838
153	HALO	Rupiah	323.670.482.480		26,503
154	HILL	Rupiah	2.872.048.000.000		28,686

No.	Kode Emiten	Mata Uang	Total Asset	Kurs Dolar AS	Ln_Asset
155	BDKR	Rupiah	1.084.325.603.157		27,712
156	PTMP	Rupiah	115.000.643.547		25,468
157	SAGE	Rupiah	268.952.119.457		26,318
158	TRON	Rupiah	69.120.307.460		24,959
159	CUAN	Rupiah	1.160.604.900.337		27,78
160	NSSS	Rupiah	2.967.386.000.000		28,719
161	GTRA	Rupiah	589.584.885.039		27,103
162	HAJJ	Rupiah	97.242.816.189		25,3
163	PIPA	Rupiah	89.251.027.649		25,215
164	NCKL	Rupiah	33.592.338.626.368		31,145
165	AWAN	Rupiah	24.750.829.485		23,932
166	MBMA	Dolar AS	1.893.981.239	Rp14.855	30,968
167	RAAM	Rupiah	1.069.037.027.431		27,698
168	DOOH	Rupiah	78.769.198.673		25,09
169	JATI	Rupiah	271.250.571.337		26,326
170	TYRE	Rupiah	394.738.352.869		26,701
171	MPXL	Rupiah	62.970.402.925		24,866
172	SMIL	Rupiah	572.895.085.011		27,074
173	KLAS	Rupiah	230.091.682.088		26,162
174	VKTR	Rupiah	1.032.905.000.000		27,663
175	RELF	Rupiah	166.037.729.638		25,835
176	AMMN	Dolar AS	6.498.959.000	Rp15.634	32,252
177	CRSN	Rupiah	170.091.037.748		25,86
178	WIDI	Rupiah	16.705.893.953		23,539
179	TGUK	Rupiah	76.163.244.322		25,056
180	INET	Rupiah	72.983.848.409		25,014
181	MAHA	Rupiah	1.606.541.840.000		28,105
182	RMKO	Rupiah	231.283.343.646		26,167
183	CNMA	Rupiah	6.759.546.000.000		29,542
184	FOLK	Rupiah	76.057.483.580		25,055
185	ERAL	Rupiah	1.382.478.387.241		27,955
186	CYBR	Rupiah	99.345.970.122		25,322
187	MUTU	Rupiah	159.479.744.595		25,795
188	LMAX	Rupiah	28.335.811.674		24,067
189	HUMI	Dolar AS	214.152.673	Rp15.634	28,839
190	RSCH	Rupiah	96.925.615.357		25,297
191	BABY	Rupiah	696.500.300.607		27,269
192	IOTF	Rupiah	58.698.489.543		24,796
193	BREN	Dolar AS	3.473.316.000	Rp15.240	31,6

No.	Kode Emiten	Mata Uang	Total Asset	Kurs Dolar AS	Ln_Asset
194	STRK	Rupiah	70.588.409.490		24,98
195	KOKA	Rupiah	107.174.464.037		25,398
196	UDNG	Rupiah	15.186.124.530		23,444
197	RGAS	Rupiah	52.583.752.249		24,686
198	MSTI	Rupiah	2.176.120.078.664		28,409
199	IKPM	Rupiah	415.412.443.911		26,753
200	AYAM	Rupiah	267.424.980.153		26,312
201	CGAS	Rupiah	188.553.586.928		25,963
202	NICE	Rupiah	265.717.483.617		26,306
203	MSJA	Dolar AS	91.597.961	Rp14.984	27,948
204	SMLE	Rupiah	86.055.664.583		25,178
205	ACRO	Rupiah	103.972.982.935		25,367
206	GRPH	Rupiah	73.950.057.594		25,027
207	SMGA	Rupiah	296.714.062.702		26,416
208	TOSK	Rupiah	87.673.816.710		25,197
209	MPIX	Rupiah	55.369.171.422		24,737
210	ALII	Rupiah	1.855.157.640.000		28,249
211	MKAP	Rupiah	259.699.020.870		26,283
212	MEJA	Rupiah	50.287.076.489		24,641
213	LIVE	Rupiah	293.600.438.894		26,405
214	HYGN	Rupiah	139.829.320.073		25,664
215	VISI	Rupiah	229.949.434.657		26,161
216	AREA	Rupiah	221.080.697.134		26,122
217	MHKI	Rupiah	326.797.682.069		26,513
218	ATLA	Rupiah	52.875.310.795		24,691
219	DATA	Rupiah	135.745.785.969		25,634
220	SOLA	Rupiah	87.329.974.658		25,193
221	BATR	Rupiah	112.730.454.327		25,448
222	SPRE	Rupiah	24.832.103.243		23,935
223	PART	Rupiah	221.377.027.914		26,123
224	GOLF	Rupiah	7.764.540.357.254		29,681
225	ISEA	Rupiah	345.325.322.995		26,568
226	BLES	Rupiah	1.528.735.512.291		28,055
227	GUNA	Rupiah	757.088.891.756		27,353
228	LABS	Rupiah	160.287.232.249		25,8
229	DOSS	Rupiah	166.680.806.601		25,839
230	NEST	Rupiah	316.419.234.626		26,48
231	PTMR	Rupiah	93.374.827.334		25,26
232	VERN	Rupiah	346.233.050.329		26,57

No.	Kode Emiten	Mata Uang	Total Asset	Kurs Dolar AS	Ln_Asset
233	DAAZ	Rupiah	3.429.904.870.332		28,864
234	BOAT	Dolar AS	33.871.121	Rp15.848	27,009
235	NAIK	Rupiah	179.092.784.665		25,911
236	AADI	Dolar AS	5.433.038.000	Rp16.244	32,111
237	MDIY	Rupiah	4.844.461.000.000		29,209



Lampiran 6 – Daftar Penghitungan Reputasi *Underwriter* Perusahaan IPO
Underpricing Periode 2020- 2024

No.	Kode Emiten	Underwriter	Dummy
1	PGJO	SF	1
2	AMAR	AI	1
3	CSRA	AI	1
4	INDO	SQ	0
5	AMOR	CC	1
6	TRIN	YP	1
7	DMND	PD	1
8	PURA	AI	1
9	PTPW	AI	1
10	TAMA	XA	1
11	IKAN	AI	1
12	AYLS	XA	1
13	DADA	AI	1
14	ASPI	IN	0
15	ESTA	YB	1
16	BESS	YB	1
17	AMAN	HD	0
18	CARE	AP	1
19	SAMF	SF	1
20	SBAT	SF	1
21	KBAG	XA	1
22	CBMF	IU	1
23	RONY	IU	1
24	CSMI	AZ	0
25	BBSS	YP	1
26	BHAT	YB	1
27	CASH	DH	1
28	TECH	DH	1
29	EPAC	DH	1
30	UANG	DH	1
31	PGUN	IN	0
32	SOFA	II	0
33	PPGL	AI	1
34	TOYS	XA	1
35	SGER	IU	1
36	TRJA	AI	1

No.	Kode Emiten	Underwriter	Dummy
37	PNGO	AI	1
38	SCNP	YU	0
39	BBSI	AI	1
40	KMDS	MI	0
41	PURI	GR	0
42	SOHO	PD	1
43	HOMI	DR	0
44	ROCK	XA	1
45	ENZO	XA	1
46	PLAN	IU	1
47	PTDU	YP	1
48	ATAP	HD	0
49	VICI	YP	1
50	PMMP	YP	1
51	WIFI	IU	1
52	FAPA	SQ	1
53	DCII	RF	1
54	DGNS	YP	0
55	UFOE	IN	0
56	BANK	XA	0
57	WMUU	YU	0
58	EDGE	SQ	1
59	UNIQ	SF	0
60	BEBS	YP	0
61	SNLK	MI	0
62	ZYRX	YP	0
63	LFLO	II	0
64	FIMP	AN	0
65	TAPG	KI	0
66	NPGF	AI	1
67	LUCY	IU	0
68	HOPE	II	0
69	MGLV	II	0
70	TRUE	AI	1
71	LABA	IU	0
72	ARCI	AI	1

No.	Kode Emiten	Underwriter	Dummy
73	IPAC	AI	1
74	MASB	SQ	1
75	BMHS	KI	0
76	FLMC	AN	0
77	NICL	II	0
78	UVCR	SF	0
79	BUKA	AK	1
80	HAIS	DR	0
81	OILS	BQ	0
82	GPSO	SF	0
83	MCOL	RF	1
84	RSGK	RF	1
85	RUNS	OD	1
86	SBMA	HD	0
87	CMNT	AK	1
88	IDEA	IU	0
89	KUAS	XA	0
90	BOBA	MI	0
91	DEPO	YP	0
92	BINO	IU	0
93	CMRY	CC	1
94	WGSH	AH	0
95	IPPE	HD	0
96	NASI	AI	1
97	BSML	II	0
98	ADMR	KI	1
99	SEMA	XA	0
100	ASLC	LG	1
101	NETV	XA	0
102	BAUT	AI	1
103	NTBK	SF	0
104	STAA	YU	1
105	NANO	AI	1
106	BIKE	LG	1
107	WIRG	KI	1
108	SICO	XA	0
109	GOTO	PD	1
110	TLDN	NI	0
111	MTMH	SQ	1
112	WINR	SH	0

No.	Kode Emiten	Underwriter	Dummy
113	IBOS	SF	0
114	OLIV	II	0
115	ASHA	HD	0
116	SWID	AH	0
117	TRGU	MG	0
118	CHEM	XA	0
119	DEWI	HD	0
120	AXIO	YU	1
121	HATM	XA	0
122	GULA	AI	1
123	JARR	IN	0
124	AMMS	IU	0
125	RAFI	CP	0
126	KKES	YP	0
127	ELPI	LG	1
128	MORA	AZ	0
129	TOOL	YP	0
130	BUAH	LS	0
131	CRAB	HD	0
132	MEDS	AN	0
133	COAL	SF	0
134	CBUT	ZP	0
135	MKTR	II	0
136	OMED	KZ	0
137	BSBK	SH	0
138	PDPP	MG	0
139	KDTN	MI	0
140	ZATA	AI	1
141	KETR	AH	0
142	MMIX	YP	0
143	PADA	AI	1
144	VTNY	CD	0
145	BEER	AI	0
146	CBRE	DR	0
147	WINE	XA	0
148	PEVE	YJ	0
149	LAJU	XA	0
150	FWCT	YJ	0
151	IRSX	AH	0
152	CHIP	YJ	0

No.	Kode Emiten	Underwriter	Dummy
153	HALO	II	0
154	HILL	YP	0
155	BDKR	MG	0
156	PTMP	XA	0
157	SAGE	SH	0
158	TRON	SF	0
159	CUAN	HP	0
160	NSSS	IF	0
161	GTRA	AI	0
162	HAJJ	SF	0
163	PIPA	AH	0
164	NCKL	BW	1
165	AWAN	IF	0
166	MBMA	AK	1
167	RAAM	AI	0
168	DOOH	IU	0
169	JATI	AH	0
170	TYRE	MI	0
171	MPXL	GR	0
172	SMIL	EP	0
173	KLAS	GR	0
174	VKTR	KI	0
175	RELF	AI	0
176	AMMN	CC	1
177	CRSN	XA	0
178	WIDI	SH	0
179	TGUK	MG	0
180	INET	AH	0
181	MAHA	LG	1
182	RMKO	MI	0
183	CNMA	BK	0
184	FOLK	HD	0
185	ERAL	NI	1
186	CYBR	YP	0
187	MUTU	LG	1
188	LMAX	AH	0
189	HUMI	LS	0
190	RSCH	AH	0
191	BABY	AI	0
192	IOTF	CP	0

No.	Kode Emiten	Underwriter	Dummy
193	BREN	NI	1
194	STRK	SH	0
195	KOKA	HD	0
196	UDNG	BQ	0
197	RGAS	AO	0
198	MSTI	PD	1
199	IKPM	TP	0
200	AYAM	AI	0
201	CGAS	PO	0
202	NICE	AI	1
203	MSJA	LS	0
204	SMLE	EP	1
205	ACRO	AI	1
206	GRPH	SA	0
207	SMGA	MI	0
208	TOSK	EP	1
209	MPIX	HD	1
210	ALII	KI	1
211	MKAP	YJ	1
212	MEJA	EP	1
213	LIVE	IF	0
214	HYGN	HD	1
215	VISI	SF	0
216	AREA	GR	0
217	MHKI	XA	0
218	ATLA	SH	0
219	DATA	AI	1
220	SOLA	AI	1
221	BATR	HD	1
222	SPRE	EP	1
223	PART	EP	1
224	GOLF	MG	1
225	ISEA	CP	0
226	BLES	YJ	1
227	GUNA	GR	0
228	LABS	YJ	1
229	DOSS	IF	0
230	NEST	HD	1
231	PTMR	RG	0
232	VERN	AI	1

No.	Kode Emiten	Underwriter	Dummy
233	DAAZ	YU	1
234	BOAT	OD	0
235	NAIK	EP	1

No.	Kode Emiten	Underwriter	Dummy
236	AADI	LG	1
237	MDIY	YU	1



Lampiran 7 – Daftar Penghitungan Persentase Saham Ditawarkan Perusahaan IPO
Underpricing Periode 2020- 2024

No.	Kode Emiten	Lembar Saham Ditawarkan	Lembar Saham Diterbitkan	Persentase Saham Ditawarkan
1	PGJO	150.000.000	306.250.000	48,98%
2	AMAR	1.206.068.500	8.035.100.000	15,01%
3	CSRA	410.000.000	2.050.000.000	20,00%
4	INDO	861.820.000	4.309.100.000	20,00%
5	AMOR	111.111.200	1.111.111.200	10,00%
6	TRIN	648.833.400	4.373.333.400	14,84%
7	DMND	100.000.000	9.468.359.000	1,06%
8	PURA	1.800.000.000	5.301.463.280	33,95%
9	PTPW	175.637.500	878.187.500	20,00%
10	TAMA	200.000.000	1.000.000.000	20,00%
11	IKAN	333.333.000	833.333.000	40,00%
12	AYLS	258.703.200	853.423.200	30,31%
13	DADA	2.147.000.000	7.177.000.000	29,92%
14	ASPI	330.000.000	680.000.000	48,53%
15	ESTA	200.000.000	630.000.000	31,75%
16	BESS	700.000.000	3.400.000.000	20,59%
17	AMAN	585.000.000	3.873.500.000	15,10%
18	CARE	10.000.000.000	33.250.000.000	30,08%
19	SAMF	775.000.000	5.125.000.000	15,12%
20	SBAT	425.000.000	2.125.000.000	20,00%
21	KBAG	2.150.000.000	7.150.000.000	30,07%
22	CBMF	375.000.000	1.875.000.000	20,00%
23	RONY	250.000.000	1.250.000.000	20,00%
24	CSMI	184.061.500	816.061.500	22,55%
25	BBSS	1.300.000.000	4.800.000.000	27,08%
26	BHAT	2.000.000.000	5.000.000.000	40,00%
27	CASH	250.000.000	1.428.004.402	17,51%
28	TECH	251.300.000	1.256.300.000	20,00%
29	EPAC	250.000.000	3.303.400.000	7,57%
30	UANG	275.000.000	1.210.000.000	22,73%
31	PGUN	900.000.000	4.998.360.000	18,01%
32	SOFA	400.000.000	1.650.000.000	24,24%
33	PPGL	150.000.000	750.000.000	20,00%
34	TOYS	425.000.000	1.435.000.000	29,62%
35	SGER	500.000.000	1.664.000.000	30,05%
36	TRJA	375.000.000	1.510.200.000	24,83%
37	PNGO	156.250.000	781.250.000	20,00%

No.	Kode Emiten	Lembar Saham Ditawarkan	Lembar Saham Diterbitkan	Persentase Saham Ditawarkan
38	SCNP	500.000.000	2.500.000.000	20,00%
39	BBSI	394.764.700	2.631.764.700	15,00%
40	KMDS	160.000.000	800.000.000	20,00%
41	PURI	200.000.000	1.000.000.000	20,00%
42	SOHO	114.380.700	830.258.739	13,78%
43	HOMI	157.500.000	787.500.000	20,00%
44	ROCK	287.037.000	1.435.185.100	20,00%
45	ENZO	392.000.000	2.162.543.000	18,13%
46	PLAN	267.856.800	892.856.800	30,00%
47	PTDU	300.000.000	1.500.000.000	20,00%
48	ATAP	250.000.000	1.250.000.000	20,00%
49	VICI	1.008.000.000	6.708.000.000	15,03%
50	PMMP	353.000.000	2.353.000.000	15,00%
51	WIFI	156.558.200	1.664.058.200	9,41%
52	FAPA	544.411.800	3.629.411.800	15,00%
53	DCII	357.561.900	2.383.745.900	15,00%
54	DGNS	250.000.000	1.250.000.000	20,00%
55	UFOE	457.500.000	2.287.500.000	20,00%
56	BANK	5.000.000.000	13.193.072.560	37,90%
57	WMUU	1.941.176.500	12.941.176.500	15,00%
58	EDGE	80.810.000	404.050.000	20,00%
59	UNIQ	300.000.000	2.800.000.000	10,71%
60	BEBS	2.000.000.000	9.000.000.000	22,22%
61	SNLK	150.000.000	450.000.000	33,33%
62	ZYRX	333.333.300	1.333.333.300	25,00%
63	LFLO	300.000.000	1.300.000.000	23,08%
64	FIMP	160.000.000	400.000.000	40,00%
65	TAPG	866.200.000	19.852.540.000	4,36%
66	NPGF	648.047.200	3.240.235.840	20,00%
67	LUCY	337.500.000	1.035.000.000	32,61%
68	HOPE	851.667.000	2.129.167.000	40,00%
69	MGLV	400.000.000	1.900.000.000	21,05%
70	TRUE	1.513.970.000	7.569.850.000	20,00%
71	LABA	200.000.000	1.000.000.000	20,00%
72	ARCI	3.725.250.000	24.835.000.000	15,00%
73	IPAC	189.973.700	949.868.500	20,00%
74	MASB	186.176.500	1.241.176.500	15,00%
75	BMHS	620.000.000	8.541.416.176	7,26%
76	FLMC	156.250.000	781.250.000	20,00%

No.	Kode Emiten	Lembar Saham Ditawarkan	Lembar Saham Diterbitkan	Persentase Saham Ditawarkan
77	NICL	2.000.000.000	9.662.500.000	20,70%
78	UVCR	500.000.000	2.000.000.000	25,00%
79	BUKA	25.765.504.800	103.062.019.354	25,00%
80	HAIS	525.250.000	2.626.250.000	20,00%
81	OILS	150.000.000	454.000.000	33,04%
82	GPSO	166.666.600	666.666.600	25,00%
83	MCOL	355.560.000	3.555.560.000	10,00%
84	RSGK	185.940.000	929.675.000	20,00%
85	RUNS	196.800.000	983.557.875	20,01%
86	SBMA	278.400.000	928.400.000	29,99%
87	CMNT	1.718.800.000	17.125.504.000	10,04%
88	IDEA	212.487.500	1.062.437.500	20,00%
89	KUAS	390.000.000	1.292.570.540	30,17%
90	BOBA	140.000.000	1.155.750.000	12,11%
91	DEPO	1.024.000.000	6.790.000.000	15,08%
92	BINO	435.000.000	2.175.000.000	20,00%
93	CMRY	1.190.203.000	7.934.683.000	15,00%
94	WGSB	208.500.000	1.042.500.000	20,00%
95	IPPE	1.000.000.000	4.600.000.000	21,74%
96	NASI	200.000.000	807.400.000	24,77%
97	BSML	370.045.000	1.850.225.000	20,00%
98	ADMN	6.048.580.000	40.323.830.000	15,00%
99	SEMA	347.000.000	1.347.000.000	25,76%
100	ASLC	2.549.271.000	12.746.354.780	20,00%
101	NETV	765.306.100	17.517.188.284	4,37%
102	BAUT	1.450.000.000	4.800.000.000	30,21%
103	NTBK	700.000.000	2.700.000.000	25,93%
104	STAA	877.072.000	10.877.072.000	8,06%
105	NANO	1.285.000.000	4.285.000.000	29,99%
106	BIKE	323.334.000	1.293.334.000	25,00%
107	WIRG	2.337.090.000	11.685.450.000	20,00%
108	SICO	270.000.000	910.000.000	29,67%
109	GOTO	40.615.056.000	1.174.099.263.886	3,46%
110	TLDN	517.861.200	12.946.530.200	4,00%
111	MTMH	254.022.800	2.068.526.950	12,28%
112	WINR	1.500.000.000	5.235.200.000	28,65%
113	IBOS	1.607.360.000	8.036.800.000	20,00%
114	OLIV	400.000.000	1.900.000.000	21,05%
115	ASHA	1.250.000.000	5.000.000.000	25,00%

No.	Kode Emiten	Lembar Saham Ditawarkan	Lembar Saham Diterbitkan	Persentase Saham Ditawarkan
116	SWID	340.000.000	5.385.000.000	6,31%
117	TRGU	1.500.000.000	7.945.412.700	18,88%
118	CHEM	500.000.000	1.700.000.000	29,41%
119	DEWI	700.000.000	2.000.000.000	35,00%
120	AXIO	1.040.126.500	5.840.126.500	17,81%
121	HATM	1.118.750.000	6.718.750.000	16,65%
122	GULA	214.072.500	1.070.362.500	20,00%
123	JARR	1.222.950.000	8.000.000.000	15,29%
124	AMMS	240.000.000	1.200.000.000	20,00%
125	RAFI	948.090.000	3.128.090.000	30,31%
126	KKES	300.000.000	1.500.000.000	20,00%
127	ELPI	1.112.000.000	7.412.000.000	15,00%
128	MORA	2.525.464.300	23.646.668.691	10,68%
129	TOOL	410.000.000	2.050.000.000	20,00%
130	BUAH	200.000.000	1.000.000.000	20,00%
131	CRAB	390.000.000	1.950.000.000	20,00%
132	MEDS	312.500.000	1.562.500.000	20,00%
133	COAL	1.250.000.000	6.250.000.000	20,00%
134	CBUT	625.000.000	3.125.000.000	20,00%
135	MKTR	2.500.000.000	12.000.000.000	20,83%
136	OMED	4.058.850.000	27.058.850.000	15,00%
137	BSBK	2.750.000.000	22.750.000.000	12,09%
138	PDPP	500.000.000	2.500.000.000	20,00%
139	KDTN	250.000.000	1.250.000.000	20,00%
140	ZATA	1.700.000.000	8.496.000.000	20,01%
141	KETR	426.200.000	2.841.262.838	15,00%
142	MMIX	600.000.000	2.400.000.000	25,00%
143	PADA	900.000.000	3.150.000.000	28,57%
144	VTNY	939.779.100	6.265.193.445	15,00%
145	BEER	800.000.000	4.000.000.000	20,00%
146	CBRE	738.000.000	4.538.000.000	16,26%
147	WINE	678.000.000	2.710.000.000	25,02%
148	PEVE	353.125.000	1.765.625.000	20,00%
149	LAJU	700.000.000	2.149.840.000	32,56%
150	FWCT	375.000.000	1.875.000.000	20,00%
151	IRSX	1.000.000.000	5.000.000.000	20,00%
152	CHIP	200.000.000	806.000.000	24,81%
153	HALO	1.130.000.000	5.650.000.000	20,00%
154	HILL	442.300.000	2.948.300.000	15,00%

No.	Kode Emiten	Lembar Saham Ditawarkan	Lembar Saham Diterbitkan	Persentase Saham Ditawarkan
155	BDKR	706.100.000	4.707.100.000	15,00%
156	PTMP	800.000.000	3.169.200.000	25,24%
157	SAGE	1.610.000.000	8.033.250.000	20,04%
158	TRON	750.000.000	2.950.000.000	25,42%
159	CUAN	1.690.000.000	11.241.890.000	15,03%
160	NSSS	3.568.235.300	23.788.235.300	15,00%
161	GTRA	378.875.000	1.894.375.000	20,00%
162	HAJJ	687.100.000	2.290.500.000	30,00%
163	PIPA	925.000.000	3.425.000.000	27,01%
164	NCKL	7.997.600.000	63.098.600.000	12,67%
165	AWAN	750.000.000	3.435.000.000	21,83%
166	MBMA	11.000.000.000	107.445.420.000	10,24%
167	RAAM	929.200.000	6.194.200.000	15,00%
168	DOOH	1.547.500.000	7.737.500.000	20,00%
169	JATI	652.500.000	3.262.500.000	20,00%
170	TYRE	700.000.000	3.478.020.000	20,13%
171	MPXL	400.000.000	2.000.000.000	20,00%
172	SMIL	1.750.000.000	8.750.000.000	20,00%
173	KLAS	540.000.000	2.165.000.000	24,94%
174	VKTR	8.750.000.000	43.750.000.000	20,00%
175	RELF	1.200.000.000	5.727.800.000	20,95%
176	AMMN	6.328.208.800	71.915.881.656	8,80%
177	CRSN	600.000.000	2.892.000.000	20,75%
178	WIDI	400.000.000	1.600.000.000	25,00%
179	TGUK	1.071.429.000	3.571.429.000	30,00%
180	INET	1.500.000.000	7.500.000.000	20,00%
181	MAHA	4.166.000.000	16.666.000.000	25,00%
182	RMKO	250.000.000	1.250.000.000	20,00%
183	CNMA	8.335.000.000	83.345.000.000	10,00%
184	FOLK	570.000.000	3.948.133.300	14,44%
185	ERAL	1.037.500.000	5.187.500.000	20,00%
186	CYBR	1.008.734.800	6.449.574.702	15,64%
187	MUTU	942.857.200	3.142.857.200	30,00%
188	LMAX	195.000.000	650.000.000	30,00%
189	HUMI	2.707.000.000	18.046.450.000	15,00%
190	RSCH	530.000.000	2.650.000.000	20,00%
191	BABY	534.000.000	1.334.000.000	40,03%
192	IOTF	1.100.000.000	5.280.000.000	20,83%
193	BREN	4.015.000.000	133.786.220.000	3,00%

No.	Kode Emiten	Lembar Saham Ditawarkan	Lembar Saham Diterbitkan	Persentase Saham Ditawarkan
194	STRK	1.180.000.000	10.721.709.000	11,01%
195	KOKA	715.333.000	2.861.333.000	25,00%
196	UDNG	500.000.000	1.750.000.000	28,57%
197	RGAS	334.200.000	1.459.200.000	22,90%
198	MSTI	470.823.600	3.138.823.600	15,00%
199	IKPM	336.932.500	1.684.662.500	20,00%
200	AYAM	800.000.000	4.000.000.000	20,00%
201	CGAS	531.429.000	1.771.429.000	30,00%
202	NICE	1.216.404.000	6.082.020.000	20,00%
203	MSJA	882.352.900	5.882.352.900	15,00%
204	SMLE	465.625.000	2.328.125.000	20,00%
205	ACRO	693.828.000	3.469.198.591	20,00%
206	GRPH	200.000.000	1.000.000.000	20,00%
207	SMGA	1.750.000.000	8.750.000.000	20,00%
208	TOSK	875.000.000	4.375.000.000	20,00%
209	MPIX	312.500.000	1.562.500.000	20,00%
210	ALII	3.165.160.000	15.825.800.000	20,00%
211	MKAP	650.000.000	3.250.000.000	20,00%
212	MEJA	480.000.000	1.917.500.000	25,03%
213	LIVE	808.350.000	4.593.005.014	17,60%
214	HYGN	525.000.000	2.525.000.000	20,79%
215	VISI	615.000.000	3.075.000.000	20,00%
216	AREA	510.000.000	2.539.601.000	20,08%
217	MHKI	750.000.000	3.750.000.000	20,00%
218	ATLA	1.200.000.000	6.199.500.000	19,36%
219	DATA	275.000.000	1.375.000.000	20,00%
220	SOLA	656.250.000	3.281.250.000	20,00%
221	BATR	620.000.000	3.025.000.000	20,50%
222	SPRE	240.000.000	800.000.000	30,00%
223	PART	680.000.000	2.720.000.000	25,00%
224	GOLF	1.950.000.000	19.486.760.000	10,01%
225	ISEA	290.000.000	1.390.000.000	20,86%
226	BLES	1.313.824.000	8.758.824.000	15,00%
227	GUNA	500.000.000	2.500.000.000	20,00%
228	LABS	700.000.000	3.950.000.000	17,72%
229	DOSS	450.000.000	1.725.000.000	26,09%
230	NEST	822.500.000	4.112.500.000	20,00%
231	PTMR	435.000.000	1.907.000.000	22,81%
232	VERN	1.121.650.000	4.765.525.000	23,54%

No.	Kode Emiten	Lembar Saham Ditawarkan	Lembar Saham Diterbitkan	Persentase Saham Ditawarkan
233	DAAZ	300.000.000	1.997.000.000	15,02%
234	BOAT	1.000.480.000	3.501.680.000	28,57%
235	NAIK	750.000.000	3.250.000.000	23,08%
236	AADI	778.689.200	7.786.891.760	10,00%
237	MDIY	2.519.039.400	25.190.392.000	10,00%

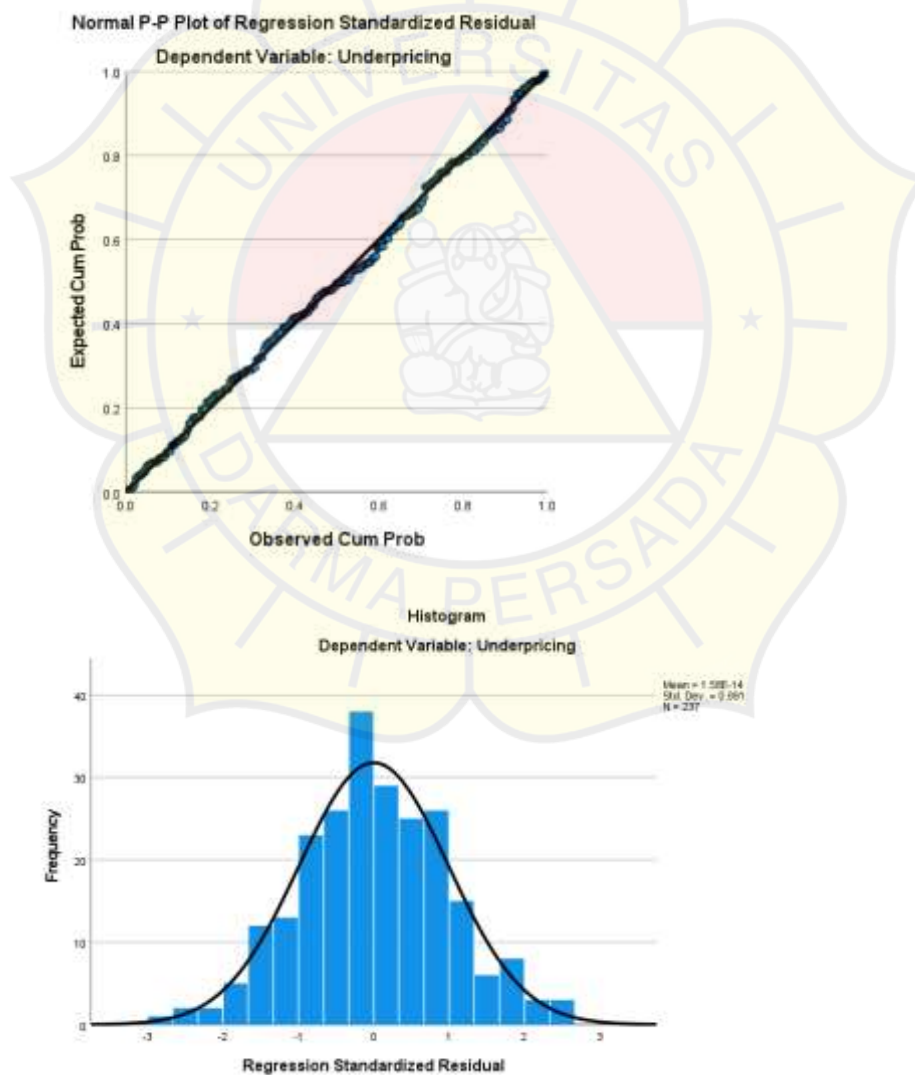


Lampiran 7 – Hasil Uji Statistik

1. Uji Statistik Deskriptif

Descriptive Statistics					
	N	Minimum	Maximum	Mean	Std. Deviation
DER	237	.02	33.76	1.5648	3.00843
FS	237	23.01	32.63	26.4939	1.76387
RU	237	.00	1.00	.4219	.49491
PSD	237	1.06	48.98	20.7193	7.38558
UP	237	.51	70.00	26.4688	15.32585
Valid N (listwise)	237				

2. Uji Normalitas



One-Sample Kolmogorov-Smirnov Test

		Unstandardized Residual	
N		237	
Normal Parameters ^{a,b}	Mean	.0000000	
	Std. Deviation	.01041768	
Most Extreme Differences	Absolute	.035	
	Positive	.035	
	Negative	-.021	
Test Statistic		.035	
Asymp. Sig. (2-tailed) ^c		.200 ^d	
Monte Carlo Sig. (2-tailed) ^e	Sig.	.692	
	99% Confidence Interval	Lower Bound	.680
		Upper Bound	.704

- a. Test distribution is Normal.
- b. Calculated from data.
- c. Lilliefors Significance Correction.
- d. This is a lower bound of the true significance.
- e. Lilliefors' method based on 10000 Monte Carlo samples with starting seed 2000000.

3. Uji Multikolinieritas

		Coefficients ^a					Collinearity Statistics	
Model		Unstandardized Coefficients		Standardized Coefficients	t	Sig.	Tolerance	VIF
		B	Std. Error	Beta				
1	(Constant)	.053	.021		2.497	.013		
	Debt to Equity Ratio	.297	.017	.587	17.163	<.001	.999	1.001
	Firm Size	2.147E-6	.000	.128	3.744	<.001	.999	1.001
	Reputasi Underwriter	-.018	.001	-.459	-13.423	<.001	.999	1.001
	Persentase Saham Ditawarkan	.411	.034	.419	12.257	<.001	.997	1.003

a. Dependent Variable: Underpricing

4. Uji Heterokedastisitas

		Coefficients ^a				
Model		Unstandardized Coefficients		Standardized Coefficients	t	Sig.
		B	Std. Error	Beta		
1	(Constant)	.033	.013		2.544	.012
	Debt to Equity Ratio (DER)	-.015	.011	-.093	-1.430	.154
	Ukuran Perusahaan	-2.911E-7	.000	-.054	-.833	.406
	Reputasi Underwriter	-.001	.001	-.087	-1.349	.179
	Persentase Saham Ditawarkan	-.028	.020	-.089	-1.373	.171

a. Dependent Variable: ABSRES

5. Regresi Linier Berganda

Coefficients^a

Model		Unstandardized Coefficients		Standardized Coefficients	t	Sig.	Collinearity Statistics	
		B	Std. Error	Beta			Tolerance	VIF
1	(Constant)	.053	.021		2.497	.013		
	Debt to Equity Ratio	.297	.017	.587	17.163	<.001	.999	1.001
	Firm Size	2.147E-6	.000	.128	3.744	<.001	.999	1.001
	Reputasi Underwriter	-.018	.001	-.459	-13.423	<.001	.999	1.001
	Persentase Saham Ditawarkan	.411	.034	.419	12.257	<.001	.997	1.003

a. Dependent Variable: Underpricing

6. Uji Hipotesis

Coefficients^a

Model		Unstandardized Coefficients		Standardized Coefficients	t	Sig.	Collinearity Statistics	
		B	Std. Error	Beta			Tolerance	VIF
1	(Constant)	.053	.021		2.497	.013		
	Debt to Equity Ratio	.297	.017	.587	17.163	<.001	.999	1.001
	Firm Size	2.147E-6	.000	.128	3.744	<.001	.999	1.001
	Reputasi Underwriter	-.018	.001	-.459	-13.423	<.001	.999	1.001
	Persentase Saham Ditawarkan	.411	.034	.419	12.257	<.001	.997	1.003

a. Dependent Variable: Underpricing

7. Uji F

ANOVA^a

Model		Sum of Squares	df	Mean Square	F	Sig.
1	Regression	.069	4	.017	156.324	<.001 ^b
	Residual	.026	232	.000		
	Total	.095	236			

a. Dependent Variable: Underpricing

b. Predictors: (Constant), Persentase Saham Ditawarkan, Reputasi Underwriter, Firm Size, Debt to Equity Ratio

8. Uji Koefisien Determinasi

Model Summary^b

Model	R	R Square	Adjusted R Square	Std. Error of the Estimate	Durbin-Watson
1	.854 ^a	.729	.725	.01051	2.238

a. Predictors: (Constant), Persentase Saham Ditawarkan, Reputasi Underwriter, Firm Size, Debt to Equity Ratio

b. Dependent Variable: Underpricing

Lampiran 8 – Daftar Riwayat Hidup

DAFTAR RIWAYAT HIDUP



Rizky Arief Priambodo lahir di Jakarta pada tanggal 18 November 1997 dan merupakan anak pertama dari dua bersaudara dari pasangan Prihananto dan Suparmi, penulis menamatkan SMPN 139 Jakarta pada tahun 2012 lalu melanjutkan ke SMKN 26 Jakarta jurusan Teknik Kendaraan Ringan sampai dengan tamat pada tahun 2016 sebelum diterima di Program Sarjana S1 Fakultas Ekonomi Jurusan Manajemen Universitas Darma Persada pada tahun 2018, selama perjalanan pendidikan penulis memiliki pengalaman praktik profesional sebagai *General Repair Technician* di PT Tunas Ridean Tunas Toyota pada periode 2015 sampai 2018 dan pada tahun 2017 penulis meraih predikat *2nd Best National Toyota General Repair Technician* yang memperkuat kompetensi teknis penulis, selanjutnya penulis beralih ke bidang manajerial dan saat ini menjabat sebagai *Risk Management Officer* di Lotus Andalan Sekuritas sejak 2022 sampai sekarang.

Lampiran 9 – Surat Keterangan Hasil Pengecekan Turnitin



**UNIVERSITAS DARMA PERSADA
UPT PERPUSTAKAAN**

Gedung Rektorat Lantai 3,
Jl. Taman Malaka Selatan, Pondok Kelapa – Jakarta Timur 13450

**SURAT KETERANGAN
HASIL PENGECEKAN TURNITIN**

UPT Perpustakaan Universitas Darma Persada menerangkan telah selesai melakukan pemeriksaan duplikasi/*similarity* menggunakan perangkat lunak Turnitin terhadap hasil karya sebagai berikut:

Judul : Aspek Finansial dan Manajerial Yang Mempengaruhi Underpricing
IPO (Studi pada Perusahaan yang Terdaftar di BEI Periode 2020-2024)
Penulis : Rizky arief priambodo
NIM : 2018410020
Tgl pemeriksaan : 7 Juli 2025

Dengan hasil Tingkat Kesamaan (*similarity index*) 29%

Demikian Surat Keterangan kami buat, untuk dipergunakan sebagaimana mestinya.

Jakarta, 7 Juli 2025

Ka. UPT Perpustakaan Unsada



Yus Rusmiyati, SS., MM

Batas maksimal similarity 30% untuk Fakultas Sastra dan Ekonomi

Batas maksimal similarity 25% untuk Fakultas Teknik, Kelautan
dan Pasca Sarjana