

## BAB V

### PENUTUP

Bab ini merupakan bab penutup di mana seluruh hasil perhitungan dan analisis data pada bab-bab terdahulu dirangkum sebagai suatu kesimpulan. Saran-saran diberikan sebagai solusi dan kemungkinan pengembangan lebih lanjut dari hasil penelitian ini.

#### 5.1 Kesimpulan

Beberapa kesimpulan yang dapat ditarik dari hasil analisis pengaruh *EVA*, *MVA* dan *EPS* terhadap harga saham adalah sebagai berikut :

1. Dari hasil penelitian ini disimpulkan bahwa *EVA*, *MVA* dan *EPS* secara simultan mempunyai pengaruh terhadap harga saham, hal ini dapat dilihat dari *R Square* ( $R^2$ ) pada tahun 2005 sebesar 0,897, maka berarti harga saham dapat dijelaskan oleh *EVA*, *MVA* dan *EPS* yaitu sebesar 89,7% sementara sisanya 10,3 % dijelaskan oleh faktor-faktor lain yang tidak terdeteksi atau tidak termasuk dalam persamaan regresi. Pada tahun 2006 diperoleh *R Square* ( $R^2$ ) sebesar 0,794 , hal ini berarti harga saham dapat dijelaskan oleh *EVA*, *MVA* dan *EPS* yaitu sebesar 79,4 %, dan sisanya 20,6% dijelaskan oleh faktor-faktor lain yang tidak terdeteksi atau tidak termasuk dalam persamaan regresi. Hasil uji t menunjukkan bahwa *Earning Per Share (EPS)* berpengaruh terhadap harga saham, namun *EVA* dan *MVA* tidak mempunyai pengaruh terhadap harga saham. Hal ini

dibuktikan dengan hasil uji t yang diterima pada taraf signifikansi 5% ( $p < 0,05$ ). Artinya *EPS* dapat digunakan untuk menentukan harga saham.

## 5.2 Saran

Saran-saran yang dapat diberikan berkaitan dengan hasil analisis dan pembahasan pada penelitian ini adalah :

1. Hasil penelitian yang menyatakan tidak ada pengaruh *EVA* dan *MVA* terhadap harga saham kemungkinan disebabkan kurangnya jumlah data yang diuji sebagai akibat penggunaan jangka waktu penelitian yang terlalu pendek yakni dua tahun. Disarankan bagi penelitian selanjutnya untuk mengganti atau melengkapi rasio-rasio atau metode-metode penilaian kinerja perusahaan yang diuji, sehingga dapat diperoleh rasio-rasio atau metode-metode penilaian kinerja perusahaan yang mempunyai pengaruh signifikan terhadap harga saham.
2. Sebagian besar investor saham di Indonesia belum sepenuhnya menjadikan metode *EVA* dan *MVA* sebagai *benchmark* dalam pengambilan keputusan investasi saham, karena cenderung bermain saham dengan tujuan jangka pendek. Acuan investor biasanya dititikberatkan pada dua hal yaitu deviden dan *capital gain* sehingga investor Indonesia lebih melihat kepada *EPS* perusahaan. Sementara *EVA* merupakan salah satu alat pengukur kinerja finansial yang paling mendekati dalam menghitung laba ekonomi yang sebenarnya dari sebuah perusahaan serta terhubung dengan penciptaan kemakmuran pemegang saham. *EVA* membantu perusahaan

untuk menyadari bahwa modal perusahaan merupakan *costly resources* sehingga mendorong *capital efficiency* dalam perusahaan dan mendorong terciptanya *goal congruence* antara manajer dan pemegang saham. Dalam melihat *EVA* perusahaan, hendaknya jangan terlalu terpaku pada angka absolutnya, melainkan juga peningkatan *EVA* itu sendiri dari tahun ke tahun. Oleh karena itu, sosialisasi *EVA* kepada investor harus dilakukan secara berkelanjutan sehingga *EVA* dapat digunakan sebagai bahan pertimbangan dalam membuat keputusan investasi.



## DAFTAR PUSTAKA

- Bapepam bekerjasama dengan Japan International Cooperation Agency (JICA).(2003). *Panduan Investasi Di Pasar Modal Indonesia*. Jakarta : PT. UFJ Institute.
- Christina, Ellen., M. Fuad, Sugiarto, dan Eddy Sukarno.(2001). *Anggaran Perusahaan Pendekatan Praktis*. Jakarta : PT. Gramedia Pustaka Utama.
- Darsono dan Ashari. (2005) .*Pedoman Praktis Memahami Laporan Keuangan*. Yogyakarta : PT. Andi Offset.
- Hasanuddin, Ali(060000000906).(2006). *EVA dan Korelasinya dengan Pengembalian Saham : Studi Kasus pada Industri Perkebunan yang terdaftar di BEJ tahun 2000-2004*. Thesis Program Studi Magister Management Universitas Indonesia.
- Husnan, Suad.(2002). *Manajemen Keuangan*. Yogyakarta : UPP AMP YKPN.
- Husnan, Suad.(2001). *Dasar-dasar Teori Portofolio dan Analisis Sekuritas*. Edisi Ketiga. Yogyakarta : UPP AMP YKPN.
- Ikatan Pialang Efek Indonesia (IPEI).(2006). *Direktori Pasar Modal Indonesia* Jakarta : PT. Niji Promo.
- Siegel, Joel G., Jae K. Shim, Stephen W. Hartman. (2006). *Kamus Bisnis : 201 Rumus Keuangan, dan Akuntansi untuk Pengambilan Keputusan*. Jakarta : Canari.
- Keown, Arthur J., David Scoot Jr, John Martin, William Patty.(2004). *Dasar-dasar Manajemen Keuangan*, Buku II. Jakarta : PT. Salemba Empat.
- Manurung, Adler Haymans.(2007). *Cara Menilai Perusahaan*. Jakarta : PT. Elex Media Komputindo.
- Nachrowi, Djalal dan Hardius Usman.(2006). *Ekonometrika Untuk Analisis Ekonomi dan Keuangan*. Jakarta : Lembaga Penerbit Fakultas Ekonomi Universitas Indonesia.
- Nugroho, Bhuono Agung.(2005). *Strategi Jitu memilih Metode Statistik Penelitian dengan SPSS*. Yogyakarta : Andi Offset

- Noer Sasongko & Nila Wulandari.(2006). *Pengaruh EVA dan Rasio-rasio Profitabilitas terhadap Harga Saham : Studi Kasus pada Industri Manufaktur yang terdaftar Di BEJ tahun 2001-2004*. Fakultas Ekonomi Universitas Muhammadiyah Surakarta.
- Salir, Agnes.(2000). *Analisis Kinerja Keuangan dan Perencanaan Keuangan Perusahaan*. Jakarta : PT.Gramedia Pustaka Utama.
- Sarwono, Jonathan.(2007). *Analisis Jalar untuk Reset Binis dengan SPSS*. Yogyakarta : PT.Andi Offset.
- Santoso, Singgih.(2000). *SPSS Mengolah Data Statistik Secara Profesional*. PT. Elex Media Komputindo.
- Sugiyono.(2005). *Metode Penelitian Bisnis*. Jakarta : Alfabeta, CV.
- Sundjaja Ridwan S. dan Inge Barlian, *Manajemen Keuangan*. Jilid Dua. Edisi 4. Jakarta : Literata Lintas Media.
- SWA 20/XVII/ 4 Oktober 2001, hal 22, Penulis: Teguh Poeradisastra, Reportase: Herning Banirestu.
- SWA 23/XX/ 7 November 2004, hal 28, Penulis: Meilany, Reportase: Herning Banirestu.
- Tandelilin, Eduardus.(2001). *Analisis Investasi dan Manajemen Portofolio*. Edisi Pertama. Jakarta : BPF.
- Tim Indef.(2003). *Restrukturisasi Perbankan di Indonesia : Pengalaman Bank BNI*, Jakarta : INDEF.
- Tunggal, Widjaja Amin.(2001). *Memahami Konsep Economic Value Added (EVA) dan Value Based Management (VAM)*. Jakarta : Harvarindo.
- Van Horne, James dan John M Wachowicz, JR.(1998). *Dasar-dasar Manajemen Keuangan*. Edisi 9. Alihbahasa : Heru Sutojo.. Jakarta : PT. Salemba Empat.
- Wahid, Sulaiman.(2004). *Analisis Regresi menggunakan SPSS (Contoh kasus dan Pemecahannya)*. Yogyakarta : Andi.
- Widoatmojo,Sawidji.(2004). *Jurus Jitu Go Public*. Jakarta : PT. Elex Media Komputindo.
- Widaryanto, Agus.(2005). *Ekonometrika, Teori dan Aplikasi untuk Ekonomi dan Bisnis*. Jakarta : Ekonosia.

Young, S. David, Stephen F. O'Byrne.(2001). *EVA dan Manajemen Berdasarkan Nilai : Panduan Praktis untuk Implementasi*. Penerjemah : Lusy Widjaja, Jakarta : PT Salemba Empat Patria.

[Http://www.equitymaster.com/detail.asp?date=7/5/2000&story=6](http://www.equitymaster.com/detail.asp?date=7/5/2000&story=6) diakses pada tanggal 10 Januari 2008.

<http://www.balancesheetwalk.com/economic-value-added.html> diakses pada tanggal 10 Januari 2008.

[http://www.12manage.com/methods\\_mva.html](http://www.12manage.com/methods_mva.html) diakses pada tanggal 12 Januari 2008.

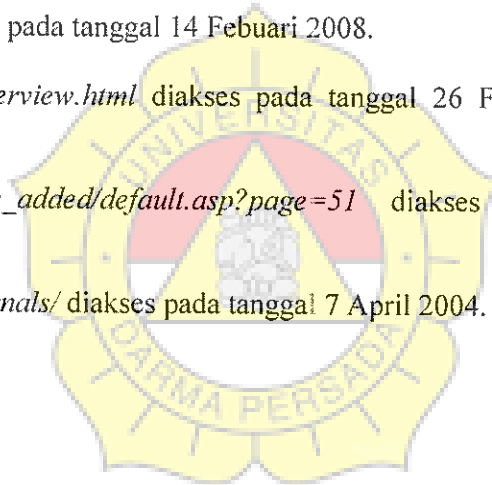
[http://www.apwu.org/dept/ind-rel/USPS\\_hbks/F-Series/F06%20Economic%20Value%20Added%202-01%20\(111%20KB\).pdf](http://www.apwu.org/dept/ind-rel/USPS_hbks/F-Series/F06%20Economic%20Value%20Added%202-01%20(111%20KB).pdf) diakses pada tanggal 31 Januari 2008.

[Http : www.evanomics.com](http://www.evanomics.com) diakses pada tanggal 14 Febuari 2008.

[Http ://www.cashfocus.com/sf\\_overview.html](Http ://www.cashfocus.com/sf_overview.html) diakses pada tanggal 26 Febuari 2008.

[http://www.innovation.gov.uk/value\\_added/default.asp?page=51](http://www.innovation.gov.uk/value_added/default.asp?page=51) diakses pada tanggal 3 April 2004.

<http://puslit.petra.ac.id/~puslit/journals/> diakses pada tanggal 7 April 2004.



## LAMPIRAN

- LAMPIRAN A Pengolahan Data *EVA*, *MVA* dan *EPS* 30 Perusahaan Sektor Nonkeuangan Tahun 2005
- LAMPIRAN B Pengolahan Data *EVA*, *MVA* dan *EPS* 30 Perusahaan Sektor Nonkeuangan Tahun 2006
- LAMPIRAN C Return Pasar, Suku Bunga dan Beta Koreksi
- LAMPIRAN D Tabel t dan F



No	Kode	Nama Perusahaan	Jenis Industri	tahun	Aktiva Lancar (Current Assets)	Hutang Lancar (Current Liabilities)	Working Capital (CA-CL) F-G
1	INTP	PT. Indocement Tunggul Prakarsa Tbk	Cement	2005	2.155.764.743.807	855.844.362.864	1.299.920.380.943
2	POLY	PT. Polysindo Eka Perkasa Tbk	Chemical	2005	991.067.717.838	11.461.785.627.913	-10.470.717.910.075
3	ASGR	PT. Astra Graphia Tbk	Electric	2005	309.828.701.939	93.033.385.484	216.795.316.455
4	AQUA	PT. Aqua Golden Mississippi Tbk	Food & Beverages	2005	442.483.516.160	62.333.302.323	380.150.213.837
5	ISAT	PT. Indosat Tbk	Telecommunication	2005	7.526.992.000.000	5.431.380.000.000	2.095.612.000.000
6	INAI	PT. Indal Aluminium Industry Tbk	Metal	2005	275.035.610.474	211.622.373.967	63.413.236.507
7	TKIM	PT. Pabrik Kertas Tjiwi Kimia	Paper	2005	6.152.182.527.880	2.023.332.010.330	4.128.850.517.550
8	MERK	PT. Merk Tbk	Pharmaceutical	2005	152.527.034.000	32.299.574.000	120.227.460.000
9	TLKM	PT. Telekomunikasi Indonesia Tbk	Telecommunication	2005	10.394.550.000.000	13.513.168.000.000	-3.118.618.000.000
10	ARGO	PT. Argo Pantes Tbk	Textil	2005	450.262.177.000	1.573.533.497.000	-1.123.271.320.000
11	GGRM	PT. Gudang Garam Tbk	Tobacco	2005	14.709.465.000.000	8.488.549.000.000	6.220.916.000.000
12	ALFA	PT. Alfa Retailindo Tbk	Wholesales	2005	315.581.350.191	229.340.137.137	86.241.213.054
13	ELTY	PT. Bakrieland Development Tbk	Real Estate	2005	1.655.560.000.000	788.621.000.000	866.939.000.000
14	INTD	PT. Inter Delta Tbk	Photographic	2005	22.797.861.612	60.371.917.007	-37.574.055.395
15	ARNA	PT. Arwana Citramulia Tbk	Stone	2005	87.625.844.420	114.311.837.883	-26.685.993.463
16	AKPI	PT. Argha Karya Prima Industry	Plastics	2005	557.389.846.000	335.861.236.000	221.528.610.000
17	CMNP	PT. Citra Marga Nusaphala Persada Tbk	Others	2005	123.922.489.423	102.008.938.292	21.913.551.131
18	PTR0	PT. Petrosea Tbk	Construction	2005	699.263.000.000	271.595.000.000	427.668.000.000
19	CPDW	PT. Cipendawa Agroindustri Tbk	Animal	2005	24.401.419.832	19.782.681.562	4.618.738.270
20	IKBI	PT. Sumi Indokabel Tbk	Cable	2005	361.154.617.687	204.348.418.422	156.806.199.265
21	SMCB	PT. Holcim Indonesia Tbk	Cement	2005	1.113.944.000.000	667.346.000.000	446.598.000.000
22	AALI	PT. Astra Agro Lestari Tbk	Agriculture	2005	686.549.000.000	407.551.000.000	278.998.000.000
23	BNBR	PT. Bakrie & Brothers Company	Holding	2005	1.655.563.434.000	127.428.485.000	1.528.134.949.000
24	KDSI	PT. Kedawang Setia Industrial Tbk	Fabric	2005	227.475.073.561	252.098.310.518	-24.623.236.957
25	UNVR	PT. Unilever Indonesia Tbk	Consumer	2005	2.020.362.000.000	1.501.485.000.000	518.877.000.000
26	MTDL	PT. Metrodata Electronics Tbk	Electric	2005	551.638.858.014	324.505.574.689	227.133.283.325
27	ASII	PT. Astra Internasional Tbk	Automotive	2005	16.158.641.000.000	21.917.215.000.000	-5.758.574.000.000
28	BATA	PT. Sepatu Bata Tbk	Apparel & Other Textile Products	2005	213.641.770.000	110.430.283.000	103.211.487.000
29	BLTA	PT. Berlian Laju Tankers Tbk	Transportation	2005	2.008.839.345.545	1.375.452.429.554	633.386.915.991
30	SULI	PT. Sumalindo Lestari Jaya Tbk	Lumber	2005	304.670.467.830	223.701.872.232	80.968.595.598

Net Fixed Assets	Total Operating Capital		Hutang		Total Hutang (CL+NCL)	Total Ekuitas	Jumlah Hutang dan Ekuitas	Biaya Bunga yg Dibayar (Interest Expense)
	H+	H+	Tidak Lancar (Noncurrent Liabilities)	(Noncurrent Liabilities)	G+K		L+M	
7.881.938.786.956	9.181.859.167.899	4.051.153.452.265	654.041.577.108	4.906.997.815.129	5.629.381.928.795	10.536.379.743.924	-263.474.390.735	
4.433.968.860.082	-6.036.749.049.993	140.894.681.551	255.794.090.156	12.115.827.205.021	(6.022.047.011.880)	6.093.780.193.141	-16.640.842.742	
140.887.265.939	357.682.582.394	12.864.736.000.000	223.920.482.427	233.928.067.035	284.875.556.287	518.803.623.322	-19.417.899.304	
287.734.928.010	667.885.141.847	12.551.697.096.130	5.357.799.000	318.127.392.479	405.323.830.253	723.451.222.732	-242.999.802	
21.567.781.000.000	23.663.393.000.000	5.96.585.595.000	19.060.282.000.000	18.296.116.000.000	14.315.328.000.000	32.611.444.000.000	-1.264.764.000.000	
71.982.292.786	135.395.529.293	160.263.915.834	469.223.000.000	435.542.856.394	41.190.779.157	476.733.635.551	-28.901.176.938	
11.656.477.010.300	15.785.327.527.850	5.394.844.913	5.357.799.000	14.575.029.096.460	6.113.336.894.190	20.688.365.990.650	-289.869.104.300	
47.022.425.000	167.249.885.000	75.255.511.724	19.060.282.000.000	37.657.373.000	180.361.507.000	218.018.880.000	-608.302.000	
45.643.243.000.000	42.524.625.000.000	490.278.884.000	596.585.595.000	32.573.450.000.000	23.292.401.000.000	55.865.851.000.000	-1.17727E+12	
1.411.049.653.000	287.778.333.000	476.893.548.960	160.263.915.834	2.170.119.092.000	(215.472.790.000)	1.954.646.302.000	-30092933000	
7.314.532.000.000	13.535.448.000.000	117.301.000.000	513.147.000.000	9.001.696.000.000	13.111.455.000.000	22.113.151.000.000	-520.855.000.000	
382.342.974.107	468.584.187.161	1.730.658.581	469.223.000.000	389.604.052.971	329.817.021.534	719.421.074.505	-32.523.592.558	
651.768.741.954	1.518.707.741.954	5.491.000.000	5.394.844.913	1.257.844.000.000	1.246.380.679.939	2.504.224.679.939	-10.238.758.197	
5.240.131.046	-32.333.924.349	75.255.511.724	75.255.511.724	65.766.761.920	(34.439.175.153)	31.327.586.767	-457.712.864	
263.013.722.506	236.327.729.043	1.058.484.835.000	490.278.884.000	189.567.349.607	172.246.676.141	361.814.025.748	-15.734.237.580	
836.956.225.000	1.058.484.835.000	476.893.548.960	490.278.884.000	826.140.120.000	586.839.640.000	1.412.979.760.000	-29.296.977.000	
1.454.237.092.253	1.476.150.643.384	117.301.000.000	117.301.000.000	578.902.487.252	1.190.039.286.068	1.768.941.773.320	-54.621.372.288	
322.164.000.000	749.832.000.000	1.730.658.581	1.730.658.581	388.896.000.000	654.524.000.000	1.043.420.000.000	(4.335.000.000)	
7.464.379.420	12.083.117.690	5.491.000.000	5.491.000.000	21.513.340.143	13.310.447.794	34.823.787.937	-879.743.211	
169.852.924.595	326.659.123.860	4.814.435.000.000	4.814.435.000.000	209.839.418.422	338.405.205.503	548.244.623.925	(464.934.524)	
6.085.542.000.000	6.532.140.000.000	80.826.000.000	80.826.000.000	5.481.781.000.000	1.842.429.000.000	7.324.210.000.000	-83.703.000.000	
1.294.715.000.000	1.573.713.000.000	1.255.116.532.000	1.255.116.532.000	488.377.000.000	2.622.642.000.000	3.111.019.000.000	-31.958.000.000	
3.119.562.758.000	4.647.697.707.000	53.528.280.094	53.528.280.094	1.382.545.017.000	4.159.112.691.000	5.541.657.708.000	-160.893.743.000	
141.758.774.724	117.135.537.767	156.906.000.000	156.906.000.000	305.626.590.612	79.301.109.594	384.927.700.206	-14.811.309.703	
1.495.659.000.000	2.014.536.000.000	40.159.965.565	40.159.965.565	1.658.391.000.000	2.173.526.000.000	3.831.917.000.000	28.700.000.000	
35.124.177.856	262.257.461.181	15.018.298.000.000	15.018.298.000.000	364.665.540.254	249.909.984.451	614.575.524.705	-11.817.051.608	
16.158.641.000.000	10.400.067.000.000	19.052.486.000	19.052.486.000	36.935.513.000.000	20.424.345.000.000	57.359.858.000.000	-423.236.000.000	
68.446.093.000	171.657.580.000	4.524.749.901.721	4.524.749.901.721	129.482.769.000	176.296.123.000	305.778.892.000	-6.256.043.000	
5.184.774.303.223	5.818.161.219.214	800.434.146.450	800.434.146.450	5.900.202.331.275	2.008.384.561.992	7.908.586.893.267	-310.214.882.176	
745.356.114.165	826.324.709.763			1.024.136.018.682	218.307.113.724	1.242.443.132.406	-7617616764	

Laba Sebelum Pajak (EBT)	EBIT	EBIT (1-T) (NOPAT)	Laba Sesudah Pajak (EAT)	Wd	We	Rm	Rf	Beta adj	Ke
	O+P	Q(1-0,3)		L/N	MIN				$Rf+(Rm-Rf)*Beta\ adj$ $W+(V-W)*X$
1.077.811.880.570	814.337.489.835	570.036.242.885	739.685.877.628	46,57%	53,43%	0,00068	0,0895	0,2311	0,068973698
-879.045.794.725	-895.686.637.467	-626.980.646.227	-841.805.405.010	198,82%	-98,82%	0,00068	0,0895	-0,14434	0,102320279
54.706.848.817	35.288.949.513	24.702.264.659	36.066.628.399	45,09%	54,91%	0,00068	0,0895	-0,03888	0,0929553322
91.363.221.534	91.120.221.732	63.784.155.212	64.349.873.753	43,97%	56,03%	0,00068	0,0895	0,01995	0,087728041
2.352.795.000.000	1.088.031.000.000	761.621.700.000	1.623.481.000.000	56,10%	43,90%	0,00068	0,0895	0,06449	0,083771998
(20.501.726.768)	-49.402.903.706	-34.582.032.594	(20.774.060.821)	91,36%	8,64%	0,00068	0,0895	0,30231	0,062648826
372.843.082.490	82.973.978.190	58.061.784.733	177.150.647.070	70,45%	29,55%	0,00068	0,0895	0,13261	0,07772168
83.922.416.000	83.314.114.000	58.319.879.800	57.700.045.000	17,27%	82,73%	0,00068	0,0895	-0,29099	0,115345732
16.241.424.000.000	15.064.156.000.000	10.544.909.200.000	7.993.566.000.000	58,31%	41,69%	0,00068	0,0895	-0,09329	0,097786018
(239.679.089.000)	-269.772.022.000	-188.840.415.400	(214.141.009.000)	111,02%	-11,02%	0,00068	0,0895	0,00252	0,089276174
2.710.464.000.000	2.189.609.000.000	1.532.726.300.000	1.889.646.000.000	40,71%	59,29%	0,00068	0,0895	0,01653	0,088031805
4.830.213.498	-27.693.379.060	-19.385.365.342	9.943.173.488	54,16%	45,84%	0,00068	0,0895	-0,14015	0,101948123
125.820.144.289	115.581.386.092	80.906.970.264	92.554.816.500	50,23%	49,77%	0,00068	0,0895	-0,23241	0,110142656
(1.004.172.332)	-1.461.885.196	-1.023.319.637	(1.432.044.519)	209,93%	-109,93%	0,00068	0,0895	-0,30785	0,116843237
52.881.107.359	37.146.869.779	26.002.808.845	35.419.452.396	52,39%	47,61%	0,00068	0,0895	-0,0601	0,094838082
7.426.879.000	-21.870.098.000	-15.309.068.600	11.276.023.000	58,47%	41,53%	0,00068	0,0895	-0,32108	0,118018326
126.781.116.753	72.159.744.465	50.511.821.126	81.023.757.923	32,73%	67,27%	0,00068	0,0895	0,34074	0,059235473
113.499.000.000	109.164.000.000	76.414.800.000	83.617.000.000	37,27%	62,73%	0,00068	0,0895	-0,13553	0,101537775
552.109.984	-327.633.227	-229.343.259	892.109.919	61,78%	38,22%	0,00068	0,0895	0,4041	0,053607838
37.008.599.890	36.543.665.366	25.580.565.756	23.749.261.703	38,27%	61,73%	0,00068	0,0895	-0,00307	0,089772677
-1,88423E+11	-272.126.000.000	-190.488.200.000	-334.061.000.000	74,84%	25,16%	0,00068	0,0895	-0,04626	0,093608813
1.149.603.000.000	1.117.645.000.000	782.351.500.000	790.410.000.000	15,70%	84,30%	0,00068	0,0895	0,09731	0,080856926
(524.758.121.000)	-685.651.864.000	-479.956.304.800	291.632.008.000	24,95%	75,05%	0,00068	0,0895	0,0149	0,088176582
(6.917.786.682)	-21.729.096.385	-15.210.367.470	-7.397.998.036	79,40%	20,60%	0,00068	0,0895	-0,04047	0,093094545
2.064.407.000.000	2.093.107.000.000	1.465.174.900.000	1.440.485.000.000	43,28%	56,72%	0,00068	0,0895	0,2563	0,066735434
42.620.813.807	30.803.762.199	21.562.633.539	16.306.998.038	59,34%	40,66%	0,00068	0,0895	-0,08839	0,0973508
8.205.759.000.000	7.782.523.000.000	5.447.766.100.000	5.457.285.000.000	64,39%	35,61%	0,00068	0,0895	0,03741	0,086177244
38.475.167.000	32.219.124.000	22.553.386.800	25.086.055.000	42,35%	57,65%	0,00068	0,0895	-0,27752	0,114149326
652.986.060.324	342.771.178.148	239.939.824.704	645.185.592.405	74,61%	25,39%	0,00068	0,0895	0,02067	0,087664091
(12.480.395.467)	-20.098.212.231	-14.068.748.562	12.846.825.865	82,43%	17,57%	0,00068	0,0895	0,37935	0,055806133

Kd	Kd (1-T)	WACC	EVA	MVA	Hr. Rata-rata Pasar Saham Biasa Thn 2005/Lembar	Jml Saham Beredar	EPS	Kode
Bunga/T.Hut	Z(1-0,3)	(Y*U)+(AA*T)	R-(AB*J)	(AE*AF)-M			SI/AF	
-0,0537	-0,0376	0,0193	3,92395E+11	6,17654E+12	3207,058	3.681.231.699	200,934344	INTP
-0,0014	-0,0010	-0,1030	-1,24893E+12	9,98097E+12	901	4.393.920.000	-191,58414	POLY
-0,0830	-0,0581	0,0248	15817072402	1,40975E+11	315,7297	1.348.780.500	26,7401763	ASGR
-0,0008	-0,0005	0,0489	311114046502	2,43083E+11	49261,77	13.162.473	4888,88933	AQUA
-0,0691	-0,0484	0,0096	5,33859E+11	1,41869E+13	5321,385	5.356.174.500	303,104576	ISAT
-0,0664	-0,0464	-0,0370	-29569238325	-8639579157	205,5	158.400.000	-131,14937	INAI
-0,0199	-0,0139	0,0132	-1,49631E+11	-2,6298E+12	2608,019	1.335.702.240	132,627349	TKIM
-0,0162	-0,0113	0,0935	42687114442	3,77193E+11	24890,81	22.400.000	2575,89487	MERK
-0,0361	-0,0253	0,0260	9,43845E+12	7,73688E+13	4993,115	20.159.999.280	396,506264	TLKM
-0,0139	-0,0097	-0,0206	-1,82907E+11	5,43972E+11	1241	264.705.000	-808,97984	ARGO
-0,0579	-0,0405	0,0357	1,0494E+12	1,21045E+13	13105,42	1.924.088.000	982,099571	GGRM
-0,0835	-0,0584	0,0151	-26457373784	1,77441E+11	1083,885	468.000.000	21,2460972	ALFA
-0,0081	-0,0057	0,0520	1999140813	2,18666E+11	261,6154	5.600.000.000	16,5276458	ELTY
-0,0070	-0,0049	-0,1387	-5507258194	2,13208E+12	139,0196	15.088.800.000	-0,0949078	INTD
-0,0830	-0,0581	0,0147	22526889242	58577875390	254,8846	905.604.150	39,1114069	ARNA
-0,0355	-0,0248	0,0345	-51828403075	-3,53835E+11	342,6638	680.000.000	16,5823868	AKPI
-0,0944	-0,0660	0,0182	23593441080	6,39268E+11	914,6638	2.000.000.000	40,511879	CMNP
-0,0111	-0,0078	0,0608	30836171561	-1,5839E+11	4835,615	102.600.000	814,980507	PTRO
-0,0409	-0,0286	0,0028	-263251447,7	1,20994E+13	354,193	34.198.115.000	0,02608652	CPDW
-0,0022	-0,0016	0,0548	7673519600	-2,10144E+11	419,1538	306.000.000	77,6119663	IKBI
-0,0153	-0,0107	0,0155	-2,92049E+11	2,03279E+12	505,7115	7.662.900.000	-43,597202	SMCB
-0,0654	-0,0458	0,0610	6,86397E+11	3,92306E+12	4156,673	1.574.745.000	501,928884	AALI
-0,1164	-0,0815	0,0459	-6,93075E+11	-5,7777E+11	132,7885	26.970.278.400	10,8130885	BNBR
-0,0485	-0,0339	-0,0078	-14301889556	-46816256494	107,9231	301.000.000	-24,578067	KDSI
0,0173	0,0121	0,0431	1,37836E+12	2,37917E+13	4003,961	6.484.877.500	222,129871	UNVR
-0,0324	-0,0227	0,0261	14710638823	-78904583980	84,59615	2.021.432.423	8,0670508	MTDL
-0,0115	-0,0080	0,0255	5,18235E+12	2,28776E+13	10696,19	4.048.355.314	1348,0252	ASII
-0,0483	-0,0338	0,0515	13714570469	12099367000	14491,96	13.000.000	1929,69654	BATA
-0,0526	-0,0368	-0,0052	2,70167E+11	1,64852E+12	879,6538	4.157.214.436	155,196611	BLTA
-0,0074	-0,0052	0,0055	-18624818793	4,06057E+11	742,1154	841.330.646	15,2696516	SULI

No	Nama Perusahaan	Industri	Tahun	Aset		Liabilitas		Saldo Awal
				Lancar (Current Assets)	Lancar (Current Liabilities)	Lancar (Current Liabilities)	Non-Lancar (Non-Current Liabilities)	
1	PT. Indocement Tunggal Prakarsa Tbk	Cement	2006	1.741.702.404.144	812.180.007.701	812.180.007.701	929.522.396.443	F-G
2	PT. Polysindo Eka Perkasa Tbk	Chemical	2006	1.298.541.720.693	11.070.186.718.362	11.070.186.718.362	-9.771.644.997.669	
3	PT. Astra Graphia Tbk	Electric	2006	370.125.946.223	152.613.468.971	152.613.468.971	217.512.477.252	
4	PT. Aqua Golden Mississippi Tbk	Food & Beverages	2006	527.137.203.089	73.395.122.163	73.395.122.163	453.742.080.926	
5	PT. Indosat Tbk	Telecommunication	2006	5.665.432.000.000	6.803.205.000.000	6.803.205.000.000	-1.137.773.000.000	
6	PT. Indal Aluminium Industry Tbk	Metal	2006	330.309.314.230	181.538.258.514	181.538.258.514	148.771.055.716	
7	PT. Pabrik Kertas Tjiwi Kimia	Paper	2006	5.894.713.445.060	2.259.822.155.140	2.259.822.155.140	3.634.891.289.920	
8	PT. Merk Tbk	Pharmaceutical	2006	219.019.711.000	40.409.989.000	40.409.989.000	178.609.722.000	
9	PT. Telekomunikasi Indonesia Tbk	Telecommunication	2006	13.920.791.000.000	20.535.685.000.000	20.535.685.000.000	-6.614.894.000.000	
10	PT. Argo Pantes Tbk	Textil	2006	351.137.928.000	1.177.349.812.000	1.177.349.812.000	-826.211.884.000	
11	PT. Gudang Garam Tbk	Tobacco	2006	14.815.847.000.000	7.855.005.000.000	7.855.005.000.000	6.960.842.000.000	
12	PT. Alfa Retailindo Tbk	Wholesales	2006	381.551.680.673	207.399.947.831	207.399.947.831	174.151.732.842	
13	PT. Bakrieland Development Tbk	Real Estate	2006	1.539.354.000.000	853.664.000.000	853.664.000.000	685.690.000.000	
14	PT. Inter Delta Tbk	Photographic	2006	21.694.166.878	56.555.474.516	56.555.474.516	-34.861.307.638	
15	PT. Arwana Citramulia Tbk	Stone	2006	125.613.838.789	159.228.160.325	159.228.160.325	-33.614.321.536	
16	PT. Argha Karya Prima Industry	Plastics	2006	578.027.097.000	297.386.704.000	297.386.704.000	280.640.393.000	
17	PT. Citra Marga Nusaphala Persada Tbk	Others	2006	145.558.622.996	196.179.500.156	196.179.500.156	-50.620.877.160	
18	PT. Petrosea Tbk	Construction	2006	677.952.220.000	298.165.120.000	298.165.120.000	379.787.100.000	
19	PT. Cipendawa Agroindustri Tbk	Animal	2006	23.668.509.077	20.510.188.663	20.510.188.663	3.158.320.414	
20	PT. Sumi Indokabel Tbk	Cable	2006	424.412.096.461	210.439.841.616	210.439.841.616	213.972.254.845	
21	PT. Holcim Indonesia Tbk	Cement	2006	1.049.572.000.000	855.818.000.000	855.818.000.000	193.754.000.000	
22	PT. Astra Agro Lestari Tbk	Agriculture	2006	492.195.000.000	563.599.000.000	563.599.000.000	-71.404.000.000	
23	PT. Bakrie & Brothers Company	Holding	2006	2.364.934.517.000	1.219.305.826.000	1.219.305.826.000	1.145.628.691.000	
24	PT. Kedawang Setia Industrial Tbk	Fabric	2006	227.985.455.174	232.015.267.168	232.015.267.168	-4.029.811.994	
25	PT. Unilever Indonesia Tbk	Consumer	2006	2.604.552.000.000	2.057.451.000.000	2.057.451.000.000	547.101.000.000	
26	PT. Metrodata Electronics Tbk	Electric	2006	629.601.032.048	415.005.464.638	415.005.464.638	214.595.567.410	
27	PT. Astra Internasional Tbk	Automotive	2006	15.731.494.000.000	20.070.497.000.000	20.070.497.000.000	-4.339.003.000.000	
28	PT. Sepatu Bata Tbk	Apparel & Other Textile Products	2006	185.152.277.000	63.851.090.000	63.851.090.000	121.301.187.000	
29	PT. Berlian Laju Tankers Tbk	Transportation	2006	1.972.476.624.389	1.286.463.333.184	1.286.463.333.184	686.013.291.205	
30	PT. Sumalindo Lestari Jaya Tbk	Lumber	2006	458.702.708.719	282.679.791.112	282.679.791.112	176.022.917.607	

	Capital		Tidak Lancar (Noncurrent Liabilities)		(CL+NCL)		Laba Bersih		Pendapatan		Biaya Daring	
	H+	H-			G+K				L+M		(Interest Expense)	
7.679.096.065.279	8.608.618.461.722	2.753.337.988.571	826.986.001.011	11.897.172.719.373	6.032.762.334.470	9.598.280.330.742	3.565.517.996.272	6.032.762.334.470	9.598.280.330.742	-301.027.932.756		
3.865.702.334.465	-5.905.942.663.204	826.986.001.011	136.271.833.042	288.885.302.013	295.953.953.946	5.848.629.300.409	11.897.172.719.373	(6.048.543.418.964)	5.848.629.300.409	-112.614.055.420		
137.308.025.869	354.820.503.121	136.271.833.042	269.501.461.324	342.896.583.487	447.225.527.038	584.839.255.959	288.885.302.013	295.953.953.946	584.839.255.959	-15.782.500.000		
259.610.425.820	713.352.506.746	136.271.833.042	269.501.461.324	342.896.583.487	447.225.527.038	790.122.110.525	342.896.583.487	447.225.527.038	790.122.110.525	-242.999.802		
24.963.030.000.000	23.825.257.000.000	12.023.088.000.000	12.023.088.000.000	18.826.293.000.000	15.201.745.000.000	34.028.038.000.000	18.826.293.000.000	15.201.745.000.000	34.028.038.000.000	-1.248.899.000.000		
62.817.943.723	211.588.999.439	299.194.427.718	299.194.427.718	480.732.686.232	53.729.688.484	534.462.374.716	480.732.686.232	53.729.688.484	534.462.374.716	-43.451.121.849		
10.789.635.748.320	14.424.527.038.240	11.793.352.349.020	11.793.352.349.020	14.053.174.504.160	5.038.537.155.740	19.091.711.659.900	14.053.174.504.160	5.038.537.155.740	19.091.711.659.900	-285.418.813.680		
46.284.493.000	224.894.215.000	6.709.962.000	6.709.962.000	47.119.951.000	235.539.209.000	282.659.160.000	47.119.951.000	235.539.209.000	282.659.160.000	-373.307.000		
54.267.060.000.000	47.652.166.000.000	18.344.284.000.000	18.344.284.000.000	38.879.969.000.000	28.068.689.000.000	66.948.658.000.000	38.879.969.000.000	28.068.689.000.000	66.948.658.000.000	-1.286.354.000.000		
1.421.907.702.000	595.695.818.000	924.086.787.000	924.086.787.000	2.101.436.599.000	(141.184.608.000)	1.960.251.991.000	2.101.436.599.000	(141.184.608.000)	1.960.251.991.000	-526.107.200.000		
6.841.100.000.000	13.801.942.000.000	703.423.000.000	703.423.000.000	8.558.428.000.000	13.157.233.000.000	21.715.661.000.000	8.558.428.000.000	13.157.233.000.000	21.715.661.000.000	602.353.000.000		
328.292.417.320	502.444.150.162	168.214.107.515	168.214.107.515	375.614.055.346	368.891.059.548	744.505.114.894	375.614.055.346	368.891.059.548	744.505.114.894	-29.842.880.203		
637.822.070.080	1.323.512.070.080	182.719.000.000	182.719.000.000	1.036.383.000.000	1.318.830.174.668	2.355.213.174.668	1.036.383.000.000	1.318.830.174.668	2.355.213.174.668	349.322.152		
3.896.456.552	-30.964.851.086	5.652.151.795	5.652.151.795	62.207.626.311	(33.938.123.601)	28.269.502.710	62.207.626.311	(33.938.123.601)	28.269.502.710	-499.215.167		
347.864.846.361	314.250.524.825	126.105.992.869	126.105.992.869	285.334.153.194	190.086.450.252	475.420.603.446	285.334.153.194	190.086.450.252	475.420.603.446	-18.747.921.072		
814.395.451.000	1.095.035.844.000	514.272.485.000	514.272.485.000	811.659.189.000	598.522.008.000	1.410.181.197.000	811.659.189.000	598.522.008.000	1.410.181.197.000	-31.771.690.000		
1.721.028.829.236	1.670.407.952.076	642.407.402.781	642.407.402.781	838.586.902.937	1.967.088.426.116	2.805.675.329.053	838.586.902.937	1.967.088.426.116	2.805.675.329.053	-56.410.383.657		
393.939.480.000	773.726.580.000	108.808.260.000	108.808.260.000	406.973.380.000	675.363.480.000	1.082.336.860.000	406.973.380.000	675.363.480.000	1.082.336.860.000	(12.591.920.000)		
689.765.077	3.848.085.491	1.753.370.944	1.753.370.944	22.263.559.607	10.380.839.039	32.644.398.646	22.263.559.607	10.380.839.039	32.644.398.646	-841.462.293		
146.119.928.553	360.092.183.398	6.563.000.000	6.563.000.000	217.002.841.616	373.292.838.714	590.295.680.330	217.002.841.616	373.292.838.714	590.295.680.330	(427.984.526)		
5.906.379.000.000	6.100.133.000.000	4.111.360.000.000	4.111.360.000.000	4.967.178.000.000	2.098.668.000.000	7.065.846.000.000	4.967.178.000.000	2.098.668.000.000	7.065.846.000.000	-122.372.000.000		
1.544.653.000.000	1.473.249.000.000	94.247.000.000	94.247.000.000	657.846.000.000	2.748.567.000.000	3.406.413.000.000	657.846.000.000	2.748.567.000.000	3.406.413.000.000	-25.040.000.000		
3.691.080.490.000	4.836.709.181.000	1.943.166.108.000	1.943.166.108.000	3.162.471.934.000	4.477.930.407.000	7.640.402.341.000	3.162.471.934.000	4.477.930.407.000	7.640.402.341.000	-131.715.121.000		
199.821.733.611	195.791.921.617	51.800.283.018	51.800.283.018	283.815.550.186	155.921.087.697	439.736.637.883	283.815.550.186	155.921.087.697	439.736.637.883	-4.170.839.215		
1.724.663.000.000	2.271.764.000.000	191.930.000.000	191.930.000.000	2.249.381.000.000	2.368.527.000.000	4.617.908.000.000	2.249.381.000.000	2.368.527.000.000	4.617.908.000.000	39.538.000.000		
31.493.970.377	246.089.537.787	39.753.905.785	39.753.905.785	454.759.370.423	262.298.370.674	717.057.741.097	454.759.370.423	262.298.370.674	717.057.741.097	-5.734.001.969		
15.731.494.000.000	11.392.491.000.000	11.427.947.000.000	11.427.947.000.000	31.498.444.000.000	22.375.766.000.000	53.874.210.000.000	31.498.444.000.000	22.375.766.000.000	53.874.210.000.000	-760.762.000.000		
68.221.549.000	189.522.736.000	17.522.724.000	17.522.724.000	81.373.814.000	190.086.894.000	271.460.708.000	81.373.814.000	190.086.894.000	271.460.708.000	-5.620.428.000		
5.903.931.712.381	6.589.945.003.586	3.788.333.071.888	3.788.333.071.888	5.074.796.405.072	3.131.159.546.500	8.205.955.951.572	5.074.796.405.072	3.131.159.546.500	8.205.955.951.572	-233.757.554.666		
910.952.545.352	1.086.975.462.959	696.968.745.923	696.968.745.923	979.648.537.035	413.861.194.582	1.393.509.731.617	979.648.537.035	413.861.194.582	1.393.509.731.617	-14.833.831.091		

(EBT)	O+P	(NOPAT)	(EAT)	L/N	MIN	1001	1002	Beta adj	Rf+(Rm-Rf)*Beta adj
		Q(1-0,3)							W+(V-W)*X
862.197.105.510	561.169.172.754	392.818.420.928	592.802.016.775	37,15%	62,85%	0,0019	0,119	0,95375	0,007315875
-77.031.237.733	-189.645.293.153	-132.751.705.207	-25.429.532.594	203,42%	-103,42%	0,0019	0,119	-0,22448	0,145286608
81.600.124.273	65.817.624.273	46.072.336.991	55.565.251.184	49,40%	50,60%	0,0019	0,119	0,09486	0,107891894
79.794.487.359	79.551.487.557	55.686.041.290	48.853.686.588	43,40%	56,60%	0,0019	0,119	0,11042	0,106069818
2.022.667.000.000	773.768.000.000	541.637.600.000	1.410.093.000.000	55,33%	44,67%	0,0019	0,119	-0,17557	0,139559247
4.191.782.043	-39.259.339.806	-27.481.537.864	12.538.909.327	89,95%	10,05%	0,0019	0,119	-0,06004	0,126030684
(175.102.869.700)	-460.521.683.380	-322.365.178.366	(571.055.803.120)	73,61%	26,39%	0,0019	0,119	0,14039	0,102560331
123.651.167.000	123.277.860.000	86.294.502.000	86.537.702.000	16,67%	83,33%	0,0019	0,119	-0,01302	0,120524642
21.993.605.000.000	20.707.251.000.000	14.495.075.700.000	11.005.577.000.000	58,07%	41,93%	0,0019	0,119	0,25325	0,089344425
(76.702.114.000)	-129.312.834.000	-90.518.983.800	(17.823.444.000)	107,20%	-7,20%	0,0019	0,119	-0,05001	0,124856171
1.603.431.000.000	2.205.784.000.000	1.544.048.800.000	1.007.822.000.000	39,41%	60,59%	0,0019	0,119	0,50142	0,060283718
34.443.924.085	4.601.043.882	3.220.730.717	39.074.038.014	50,45%	49,55%	0,0019	0,119	0,47768	0,063063672
79.346.442.962	79.695.765.114	55.787.035.580	67.608.552.696	44,00%	56,00%	0,0019	0,119	0,1147	0,105566863
1.083.548.233	584.333.066	409.033.146	501.051.552	220,05%	-120,05%	0,0019	0,119	0,26487	0,087983723
42.008.717.900	23.260.796.828	16.282.557.780	28.254.221.836	60,02%	39,98%	0,0019	0,119	0,13273	0,103457317
24.407.638.000	-7.364.052.000	-5.154.836.400	14.582.023.000	57,56%	42,44%	0,0019	0,119	0,34966	0,078054814
171.423.771.627	115.013.387.970	80.509.371.579	121.521.698.324	29,89%	70,11%	0,0019	0,119	0,00751	0,118120579
94.024.480.000	81.432.560.000	57.002.792.000	58.070.760.000	37,60%	62,40%	0,0019	0,119	0,15259	0,101131711
(2.266.876.894)	-3.108.339.187	-2.175.837.431	(2.929.638.755)	68,20%	31,80%	0,0019	0,119	-0,11217	0,132135107
66.086.086.263	65.658.101.737	45.960.671.216	44.373.633.211	36,76%	63,24%	0,0019	0,119	0,46469	0,064584801
241.158.000.000	118.786.000.000	83.150.200.000	175.945.000.000	70,30%	29,70%	0,0019	0,119	0,67277	0,040218633
1.154.194.000.000	1.129.154.000.000	790.407.800.000	787.318.000.000	19,31%	80,69%	0,0019	0,119	-0,69549	0,200441879
469.031.000.000	337.315.879.000	236.121.115.300	21.500.740.000	41,39%	58,61%	0,0019	0,119	0,12465	0,104403485
2.952.363.764	-1.218.475.451	-852.932.816	1.814.687.801	64,54%	35,46%	0,0019	0,119	0,16629	0,099527441
2.464.792.000.000	2.504.330.000.000	1.753.031.000.000	1.721.595.000.000	48,71%	51,29%	0,0019	0,119	0,22251	0,092944079
44.253.841.425	38.519.839.456	26.963.887.619	20.775.872.977	63,42%	36,58%	0,0019	0,119	0,24333	0,090506057
5.871.528.000.000	5.110.766.000.000	3.577.536.200.000	3.712.097.000.000	58,47%	41,53%	0,0019	0,119	-0,19834	0,142225614
32.408.963.000	26.788.535.000	18.751.974.500	20.160.771.000	29,98%	70,02%	0,0019	0,119	0,15044	0,101383476
1.214.035.525.264	980.277.970.598	686.194.579.419	1.205.279.899.017	61,84%	38,16%	0,0019	0,119	0,01569	0,117162701
1.637.748.389	-13.196.082.702	-9.237.257.891	(53.109.407.142)	70,30%	29,70%	0,0019	0,119	0,01509	0,117232961

Bunga/T. Hut	Z(1-0,3)	(Y <sup>U</sup> )+(AA <sup>T</sup> )	R-(AB*J)	(AE*AF)-M	Biasa Thn 2006/ Lembar	Beredar	LFV	INSTR
OIL							S/AF	
-0,084427545	-0,059099282	-0,017355673	5,42227E+11	1,03009E+13	4437,004	3.681.231.699	161,0336	INTP
-0,009465615	-0,00662593	-0,163731046	-1,09974E+12	9,36359E+12	754,4615	4.393.920.000	-5,787436	POLY
-0,054632409	-0,038242686	0,035707731	33402502035	92884897375	288,2892	1.348.780.500	41,19666	ASGR
-0,000708668	-0,000496068	0,059822437	13011555700	6,64768E+11	84482,15	13.162.473	3711,589	AQUA
-0,06633802	-0,046436614	0,036655501	-3,31689E+11	1,26133E+13	5118,771	5.433.933.500	259,4977	ISAT
-0,090385204	-0,063269643	-0,044239215	-18121006627	-26850428164	169,6923	158.400.000	79,15978	INAI
-0,020309917	-0,014216942	0,016602014	-5,61841E+11	-1,76795E+12	2448,59	1.335.702.240	-427,5323	TKJM
-0,007922483	-0,005545738	0,099508411	63915635962	4,12748E+11	28941,38	22.400.000	3863,29	MERK
-0,033085263	-0,023159684	0,024008444	1,3351E+13	1,26062E+14	7645,378	20.159.999.280	545,9116	TLKM
-0,025035597	-0,017524918	-0,027779731	-73970714049	4,36595E+11	1116	264.705.000	-67,33324	ARGO
0,070381266	0,049266886	0,05594184	7,71943E+11	6,47556E+12	10203,69	1.924.088.000	523,7921	GGRM
-0,079450915	-0,05561564	0,00318817	1618853507	1,79479E+11	1171,731	468.000.000	83,49153	ALFA
0,000337059	0,000235941	0,059218258	-22589042993	-3,88369E+11	166,1538	5.600.000.000	12,07296	ELTY
-0,008024983	-0,005617488	-0,117987682	-3244437843	2,08109E+12	135,6735	15.088.800.000	0,033207	INTD
-0,065705142	-0,045993599	0,013761056	11958138813	48193090186	259,6546	917.678.872	30,78879	ARNA
-0,039144127	-0,027400989	0,017357586	-24162014930	-3,4364E+11	374,8269	680.000.000	21,44415	AKPI
-0,067268381	-0,047087867	0,068741509	-34316991331	-3,27396E+11	819,8462	2.000.000.000	60,76085	CMNP
-0,030940402	-0,021658281	0,054961004	14478002494	-5539380000	6528,5	102.600.000	565,9918	PTRO
-0,037795497	-0,026456848	0,023975007	-2268095306	9,89207E+12	289,5613	34.198.115.000	-0,085667	CPDW
-0,001972253	-0,001380577	0,040334794	31436427257	-1,80436E+11	630,25	306.000.000	145,0119	IKBI
-0,024636121	-0,017245285	-0,000177593	84233538443	2,43806E+12	592,0385	7.662.900.000	22,96063	SMCB
-0,03806362	-0,026644534	0,156586983	5,59716E+11	9,29317E+12	7646,783	1.574.745.000	499,9654	AALJ
-0,04164942	-0,029154594	0,049121884	-1467150683	-3,10505E+11	154,5192	26.970.278.400	0,797201	BNBR
-0,014695598	-0,010286919	0,028650875	-6462542671	-1,23513E+11	107,667	301.000.000	6,028863	KDSI
0,0175728	0,012304096	0,053664378	1,63112E+12	2,73043E+13	4575,699	6.484.877.500	265,4784	UNVR
-0,01260887	-0,008826209	0,027509347	20194125238	-1,14149E+11	73,28916	2.021.432.423	10,2778	MTDL
-0,024152368	-0,016906657	0,049186311	3,01718E+12	2,46876E+13	11625,3	4.048.355.314	916,9395	ASII
-0,069069246	-0,048348472	0,056499412	8044051305	-17743814000	13257,16	13.000.000	1550,829	BATA
-0,04606245	-0,032243715	0,024765527	5,22991E+11	3,64479E+12	1690,555	4.008.118.636	300,7096	BLTA
-0,015141993	-0,010599395	0,027365788	-38983197682	1,01892E+12	1314,481	1.089.994.134	-48,72449	SULI

14/01/2004	Senin	742.509	163.171	8630	7830	8330	0	0	-0,01484	-999,99	0,00264	-999,99	0,00184
13/01/2004	Selasa	743.143	164.332	8623	7823	8323	0	0	0,00066	-999,99	0,00263	-999,99	0,00184
14/01/2004	Rabu	756.563	166.821	8927	7827	8327	8,06	0	0,01806	-999,99	0,00274	-999,99	0,00183
15/01/2004	Kamis	763.453	167.71	8950	7850	8350	0	0	0,00911	-999,99	0,00266	-999,99	0,00177
16/01/2004	Jumat	770.334	169.012	8963	7863	8363	0	0	0,00901	-999,99	0,00271	-999,99	0,00185
19/01/2004	Senin	766.483	168.239	8965	7865	8365	0	0	-0,005	-999,99	0,00274	-999,99	0,00185
20/01/2004	Selasa	773.125	169.421	8990	7890	8390	0	0	0,00867	-999,99	0,00277	-999,99	0,00185
21/01/2004	Rabu	776.301	170.278	8996	7896	8396	0	0	0,00411	-999,99	0,00276	-999,99	0,00183
23/01/2004	Jumat	785.879	171.838	8891	7891	8391	0	0	0,01234	-999,99	0,00281	-999,99	0,00183
26/01/2004	Senin	786.974	171.768	8925	7925	8425	0	0	0,00127	-999,99	0,00283	-999,99	0,00185
27/01/2004	Selasa	772.494	169.389	8951	7951	8451	0	0	-0,01827	-999,99	0,00274	-999,99	0,00185
28/01/2004	Rabu	767.107	167.956	8927	7927	8427	7,86	0	0,00897	-999,99	0,00283	-999,99	0,00199
29/01/2004	Kamis	759.644	167.059	8932	7932	8432	0	0	-0,00973	-999,99	0,00277	-999,99	0,00199
30/01/2004	Jumat	752.932	164.652	8941	7941	8441	0	0	-0,00884	-999,99	0,00278	-999,99	0,00208
03/02/2004	Selasa	730.319	158.736	8945	7945	8445	0	0	-0,03003	-999,99	0,00269	-999,99	0,00208
04/02/2004	Rabu	730.275	157.943	8937	7937	8437	7,77	7,7	0,00006	-999,99	0,00268	-999,99	0,00206
05/02/2004	Kamis	736.469	160.004	8952	7952	8452	0	0	0,00348	-999,99	0,00267	-999,99	0,00205
06/02/2004	Jumat	759.924	164.438	8950	7950	8450	0	0	0,00409	-999,99	0,00281	-999,99	0,00204
09/02/2004	Senin	767.255	166.714	8939	7939	8439	0	0	0,01098	-999,99	0,00285	-999,99	0,00204
10/02/2004	Selasa	766.771	167.051	8931	7931	8431	0	0	-0,00663	-999,99	0,00283	-999,99	0,00204
11/02/2004	Rabu	768.793	168.023	8890	7890	8390	7,66	0	0,00394	-999,99	0,00282	-999,99	0,00202
12/02/2004	Kamis	768.093	167.477	8897	7897	8397	0	0	-0,00482	-999,99	0,00282	-999,99	0,00204
13/02/2004	Jumat	773.14	168.95	8914	7914	8414	0	0	0,00921	-999,99	0,00285	-999,99	0,00204
16/02/2004	Senin	775.225	169.693	8899	7899	8399	0	0	-0,00229	-999,99	0,00283	-999,99	0,00201
17/02/2004	Selasa	776.989	169.513	8894	7894	8394	0	0	0,01146	-999,99	0,00282	-999,99	0,00196
18/02/2004	Rabu	785.907	171.465	8897	7897	8397	0	0	0,00449	-999,99	0,00286	-999,99	0,00199
19/02/2004	Kamis	789.432	171.681	8920	7920	8420	0	0	0,00638	-999,99	0,00289	-999,99	0,00201
20/02/2004	Jumat	794.467	172.732	8917	7917	8417	0	0	-0,01726	-999,99	0,00283	-999,99	0,00202
24/02/2004	Selasa	780.753	169.695	8946	7946	8446	0	0	-0,00474	-999,99	0,0028	-999,99	0,00202
25/02/2004	Rabu	777.053	169.526	8935	7935	8435	7,48	0	-0,00474	-999,99	0,00284	-999,99	0,00207
26/02/2004	Kamis	776.016	168.407	8943	7943	8443	0	0	-0,00133	-999,99	0,00277	-999,99	0,00201
27/02/2004	Jumat	761.081	165.316	8947	7947	8447	0	0	-0,01925	-999,99	0,00276	-999,99	0,0021
01/03/2004	Senin	756.006	164.451	8942	7942	8442	0	0	-0,00273	-999,99	0,00286	-999,99	0,0021
02/03/2004	Selasa	779.746	169.621	8961	7961	8461	0	0	0,02733	-999,99	0,00283	-999,99	0,0021
03/03/2004	Rabu	776.826	168.144	9014	8014	8514	7,42	7,32	-0,00374	-999,99	0,00281	-999,99	0,00215
04/03/2004	Kamis	774.768	167.41	9042	8042	8542	0	0	-0,00265	-999,99	0,00286	-999,99	0,00225
05/03/2004	Jumat	778.01	169.01	9080	8080	8580	0	0	0,00418	-999,99	0,00292	-999,99	0,00225
09/03/2004	Senin	772.868	167.65	9084	8084	8584	0	0	-0,00661	-999,99	0,0029	-999,99	0,00225
09/03/2004	Selasa	771.078	166.889	9063	8063	8563	0	0	-0,00232	-999,99	0,0028	-999,99	0,00225
10/03/2004	Rabu	760.327	164.324	9054	8054	8554	7,42	0	-0,01394	-999,99	0,00283	-999,99	0,00225
11/03/2004	Kamis	741.199	159.304	9093	8093	8593	0	0	-0,02516	-999,99	0,0028	-999,99	0,00225
12/03/2004	Jumat	738.152	159.945	9110	8110	8610	0	0	-0,00411	-999,99	0,00282	-999,99	0,00224
15/03/2004	Senin	724.151	156.990	9145	8145	8645	0	0	-0,01897	-999,99	0,00267	-999,99	0,00231
16/03/2004	Selasa	716.177	154.304	9122	8122	8622	0	0	-0,01101	-999,99	0,00261	-999,99	0,00231
17/03/2004	Rabu	730.585	157.999	9081	8081	8581	0	0	0,02012	-999,99	0,00269	-999,99	0,00231
18/03/2004	Kamis	733.67	158.833	9033	8033	8533	0	0	0,00409	-999,99	0,00276	-999,99	0,00224
19/03/2004	Jumat	742.914	161.766	9069	8069	8569	0	0	0,01274	-999,99	0,00279	-999,99	0,00237
23/03/2004	Selasa	736.442	160.238	9085	8085	8585	0	0	-0,00871	-999,99	0,00267	-999,99	0,00227
24/03/2004	Rabu	738.793	160.948	9074	8074	8574	7,42	0	0,00319	-999,99	0,00268	-999,99	0,00227
25/03/2004	Kamis	727.103	158.224	9087	8087	8587	0	0	-0,01882	-999,99	0,0026	-999,99	0,00226
26/03/2004	Jumat	714.129	155.165	9120	8120	8620	0	0	-0,01784	-999,99	0,00253	-999,99	0,00227
29/03/2004	Senin	716.921	156.052	9107	8107	8607	0	0	0,00391	-999,99	0,00247	-999,99	0,00217
30/03/2004	Selasa	730.061	159.017	9100	8100	8600	0	0	0,01833	-999,99	0,00253	-999,99	0,00217
31/03/2004	Rabu	735.677	159.678	9087	8087	8587	0	0	0,00769	-999,99	0,00255	-999,99	0,00217
01/04/2004	Kamis	737.693	160.713	9074	8074	8574	0	0	0,00263	-999,99	0,00263	-999,99	0,00227
02/04/2004	Jumat	750.652	163.424	9093	8093	8593	0	0	0,01762	-999,99	0,0027	-999,99	0,00227
06/04/2004	Selasa	771.548	167.514	9082	8082	8582	0	0	0,02784	-999,99	0,00275	-999,99	0,00216
07/04/2004	Rabu	774.399	168.998	9084	8084	8584	7,34	7,25	0,0037	-999,99	0,00275	-999,99	0,00216



25/07/2004	Jumat	766.368	168.363	9543	8556	9056	0	0	0.00037	-999.99	0.00168	-999.99	0.00113
26/07/2004	Senin	761.804	167.273	9595	8543	9043	0	0	0.00637	-999.99	0.00174	-999.99	0.00122
27/07/2004	Selasa	759.279	166.492	9628	8595	9085	0	0	-0.00596	-999.99	0.00178	-999.99	0.00130
28/07/2004	Rabu	760.2	166.303	9601	8628	9128	0	0	-0.00331	-999.99	0.00176	-999.99	0.00139
29/07/2004	Kamis	760.973	166.362	9635	8601	9101	0	0	0.00121	-999.99	0.00178	-999.99	0.00139
30/07/2004	Jumat	756.983	165.11	9668	8635	9135	0	0	0.00102	-999.99	0.00174	-999.99	0.00136
02/08/2004	Senin	749.459	163.156	9615	8668	9168	0	0	-0.00524	-999.99	0.00174	-999.99	0.00152
03/08/2004	Selasa	757.296	164.984	9635	8615	9115	0	0	-0.00994	-999.99	0.00175	-999.99	0.00152
04/08/2004	Rabu	758.304	165.176	9678	8635	9135	0	0	0.01046	-999.99	0.00176	-999.99	0.00152
05/08/2004	Kamis	762.011	165.875	9700	8678	9178	7.31	7.31	0.00133	-999.99	0.00176	-999.99	0.00152
06/08/2004	Jumat	753.932	163.802	9691	8700	9200	0	0	0.00489	-999.99	0.00162	-999.99	0.00164
09/08/2004	Senin	750.04	163.215	9654	8691	9191	0	0	-0.0106	-999.99	0.00191	-999.99	0.00198
10/08/2004	Selasa	762.443	163.182	9705	8654	9154	0	0	-0.00516	-999.99	0.00175	-999.99	0.00169
11/08/2004	Rabu	763.947	165.747	9740	8705	9205	0	0	0.0032	-999.99	0.00176	-999.99	0.00169
12/08/2004	Kamis	758.179	164.83	9735	8740	9240	0	0	0.01529	-999.99	0.00176	-999.99	0.00169
13/08/2004	Jumat	755.92	164.526	9765	8735	9235	0	0	-0.00755	-999.99	0.00181	-999.99	0.00169
16/08/2004	Senin	751.95	163.485	9748	8765	9265	0	0	-0.00298	-999.99	0.00179	-999.99	0.00179
19/08/2004	Rabu	754.254	164.671	9760	8748	9248	0	0	-0.00625	-999.99	0.00177	-999.99	0.00174
19/08/2004	Rabu	754.254	164.671	9760	8760	9260	7.37	7.37	0.00306	-999.99	0.00167	-999.99	0.00157
19/08/2004	Kamis	763.699	164.084	9755	8755	9255	0	0	0.00075	-999.99	0.00168	-999.99	0.00157
20/08/2004	Jumat	740.473	163.049	9727	8727	9227	0	0	-0.00427	-999.99	0.00167	-999.99	0.00157
23/08/2004	Senin	749.371	162.761	9740	8727	9227	0	0	-0.00427	-999.99	0.00165	-999.99	0.00159
24/08/2004	Selasa	738.866	160.272	9780	8740	9240	0	0	-0.01402	-999.99	0.00156	-999.99	0.00139
25/08/2004	Rabu	731.716	158.362	9768	8780	9280	0	0	-0.01402	-999.99	0.00149	-999.99	0.00139
26/08/2004	Kamis	735.254	158.806	9789	8768	9268	0	0	-0.00968	-999.99	0.00145	-999.99	0.00139
27/08/2004	Jumat	746.76	161.455	9787	8790	9290	0	0	0.00484	-999.99	0.00147	-999.99	0.00142
30/08/2004	Senin	753.025	162.891	9843	8787	9287	0	0	0.01565	-999.99	0.00153	-999.99	0.00145
31/08/2004	Selasa	754.704	163.703	9828	8843	9343	0	0	0.00839	-999.99	0.00157	-999.99	0.00151
01/09/2004	Rabu	775.096	169.087	9869	8828	9328	0	0	0.00223	-999.99	0.00158	-999.99	0.00151
02/09/2004	Kamis	780.271	170.096	9822	8960	9360	7.38	7.38	0.02702	-999.99	0.00168	-999.99	0.00151
03/09/2004	Jumat	766.491	171.335	9773	8822	9322	0	0	0.00868	-999.99	0.00167	-999.99	0.00143
06/09/2004	Senin	784.787	170.79	9779	8779	9279	0	0	-0.00217	-999.99	0.00167	-999.99	0.00135
07/09/2004	Selasa	766.887	170.507	9775	8779	9279	0	0	0.00311	-999.99	0.00135	-999.99	0.00038
08/09/2004	Rabu	789.135	171.513	9770	8775	9275	0	0	0.00242	-999.99	0.00135	-999.99	0.00036
09/09/2004	Kamis	782.55	169.003	9777	8770	9270	0	0	0.00311	-999.99	0.00136	-999.99	0.00038
10/09/2004	Jumat	797.775	172.675	9769	8777	9277	0	0	-0.00822	-999.99	0.00129	-999.99	0.00029
14/09/2004	Selasa	809.016	176.48	9808	8800	9290	0	0	0.01933	-999.99	0.00138	-999.99	0.00036
15/09/2004	Rabu	815.496	177.941	9579	8688	9188	0	0	0.01409	-999.99	0.0015	-999.99	0.00036
16/09/2004	Kamis	813.054	177.592	9608	8579	9079	7.39	7.39	-999.99	-999.99	0.00153	-999.99	0.0006
17/09/2004	Jumat	814.626	177.702	9510	8608	9108	0	0	-0.00297	-999.99	0.00154	-999.99	0.00072
21/09/2004	Selasa	823.838	179.805	9480	8510	9010	0	0	0.00192	-999.99	0.00154	-999.99	0.00058
22/09/2004	Rabu	818.23	178.59	9525	8480	8980	0	0	-0.00683	-999.99	0.00153	-999.99	0.00056
23/09/2004	Kamis	816.752	177.149	9540	8525	9025	0	0	-0.00179	-999.99	0.0015	-999.99	0.00056
24/09/2004	Jumat	819.821	178.021	9605	8540	9040	0	0	0.00375	-999.99	0.00148	-999.99	0.00056
28/09/2004	Selasa	815.592	177.122	9610	8605	9105	0	0	0.00375	-999.99	0.00148	-999.99	0.00056
29/09/2004	Rabu	812.892	176.133	9705	8610	9110	0	0	-0.00517	-999.99	0.00136	-999.99	0.00051
30/09/2004	Kamis	820.134	177.282	9670	8705	9205	0	0	-0.00424	-999.99	0.00134	-999.99	0.00019
01/10/2004	Jumat	835.905	181.52	9545	8686	9186	0	0	0.00094	-999.99	0.00133	-999.99	0.00019
04/10/2004	Senin	855.449	186.359	9665	8645	9145	0	0	0.00891	-999.99	0.00142	-999.99	0.00019
05/10/2004	Selasa	861.318	187.606	9588	8665	9165	0	0	0.02458	-999.99	0.00149	-999.99	0.00043
06/10/2004	Rabu	855.05	185.139	9605	8588	9088	0	0	0.00689	-999.99	0.00144	-999.99	-0.00019
07/10/2004	Kamis	849.825	184.515	9595	8605	9105	7.4	7.4	-0.0061	-999.99	0.00143	-999.99	-0.00019
08/10/2004	Jumat	855.719	185.167	9584	8595	9095	0	0	-0.00728	-999.99	0.00144	-999.99	-0.00019
11/10/2004	Senin	860.144	186.867	9583	8684	9084	0	0	0.00693	-999.99	0.00147	-999.99	0.00007
12/10/2004	Selasa	849.193	184.599	9595	8583	9083	0	0	0.00517	-999.99	0.00131	-999.99	-0.00076
13/10/2004	Rabu	863.171	187.269	9615	8615	9115	0	0	-0.01273	-999.99	0.00125	-999.99	-0.00076
14/10/2004	Kamis	869.664	185.716	9638	8615	9115	0	0	0.01646	-999.99	0.00131	-999.99	-0.00076
					8638	9138	0	0	-0.00406	-999.99	0.0013	-999.99	-0.00072

2012/2004	Senin	842.932	183.746	9567	8567	9067	0	0	-0,00486	-999,99	0,00131	-999,99	0,00009
26/10/2004	Selasa	841.353	182.513	9570	8570	9070	0	0	-0,00624	-999,99	0,00128	-999,99	0,00009
27/10/2004	Rabu	849.184	183.933	9595	8595	9095	0	0	0,009931	-999,99	0,00131	-999,99	0,00009
28/10/2004	Kamis	862.119	187.437	9590	8590	9090	0	0	0,01523	-999,99	0,00141	-999,99	0,00038
29/10/2004	Jumat	850.487	187.089	9590	8590	9090	0	0	-0,00189	-999,99	0,00142	-999,99	0,00055
01/11/2004	Senin	863.589	187.711	9585	8585	9085	0	0	0,0036	-999,99	0,00145	-999,99	0,00087
02/11/2004	Selasa	881.395	191.984	9590	8590	9090	0	0	0,02062	-999,99	0,00153	-999,99	0,00067
03/11/2004	Rabu	890.365	193.844	9608	8608	9108	7,42	7,3	0,01018	-999,99	0,00157	-999,99	0,00087
04/11/2004	Kamis	888.336	192.641	9600	8600	9100	0	0	0,00228	-999,99	0,00161	-999,99	0,00136
05/11/2004	Jumat	893.638	195.039	9561	8561	9061	0	0	0,00597	-999,99	0,00158	-999,99	0,00101
08/11/2004	Senin	888.738	194.47	9537	8537	9037	0	0	-0,00548	-999,99	0,00156	-999,99	899,99
09/11/2004	Selasa	501.381	197.354	9484	8484	8984	0	0	0,01423	-999,99	0,00162	-999,99	899,99
10/11/2004	Rabu	918.713	200.803	9530	8530	9030	0	0	0,01923	-999,99	0,00169	-999,99	899,99
11/11/2004	Kamis	925.185	202.313	9565	8565	9065	0	0	0,00704	-999,99	0,00176	-999,99	899,99
12/11/2004	Jumat	934.03	204.257	9551	8551	9051	0	0	0,00956	-999,99	0,00182	-999,99	899,99
22/11/2004	Senin	939.991	205.727	9483	8483	8983	0	0	0,00638	-999,99	0,00198	-999,99	899,99
23/11/2004	Selasa	959.019	209.2	9520	8520	9020	0	0	0,02024	-999,99	0,00198	-999,99	899,99
24/11/2004	Rabu	961.324	210.557	9490	8490	8990	7,41	7,41	0,0024	-999,99	0,00198	-999,99	899,99
25/11/2004	Kamis	955.661	208.559	9466	8466	8966	0	0	-0,00587	-999,99	0,00195	-999,99	899,99
26/11/2004	Jumat	965.216	210.016	9460	8460	8960	0	0	0,00998	-999,99	0,00199	-999,99	899,99
29/11/2004	Senin	964.086	210.998	9495	8495	8995	0	0	-0,00117	-999,99	0,00197	-999,99	899,99
30/11/2004	Selasa	977.767	214.005	9518	8518	9018	0	0	0,01419	-999,99	0,00202	-999,99	899,99
01/12/2004	Rabu	986.199	215.262	9505	8505	9005	0	0	0,00862	-999,99	0,00205	-999,99	899,99
02/12/2004	Kamis	997.698	217.985	9520	8520	9020	0	0	0,01166	-999,99	0,00201	-999,99	899,99
03/12/2004	Jumat	981.407	214.272	9538	8538	9038	0	0	-0,01633	-999,99	0,00192	-999,99	899,99
05/12/2004	Senin	983.196	214.755	9530	8530	9030	0	0	0,00182	-999,99	0,00191	-999,99	899,99
06/12/2004	Selasa	965.41	215.647	9570	8570	9070	0	0	0,00327	-999,99	0,00192	-999,99	899,99
07/12/2004	Rabu	979.22	214.982	9625	8625	9125	7,29	7,29	-0,00729	-999,99	0,00188	-999,99	899,99
08/12/2004	Kamis	983.797	211.248	9681	8681	9181	0	0	-0,01575	-999,99	0,00175	-999,99	899,99
10/12/2004	Jumat	945.23	206.481	9690	8690	9190	0	0	-0,01926	-999,99	0,00169	-999,99	899,99
13/12/2004	Senin	935.784	204.435	9733	8733	9233	0,07	0,07	0,00983	-999,99	0,00166	-999,99	899,99
14/12/2004	Selasa	922.073	200.624	9770	8770	9270	0	0	-0,00999	-999,99	0,00169	-999,99	899,99
15/12/2004	Rabu	939.151	205.36	9850	8850	9350	0	0	-0,01465	-999,99	0,00152	-999,99	899,99
16/12/2004	Kamis	957.166	209.995	9738	8738	9238	0	0	0,01852	-999,99	0,00159	-999,99	899,99
17/12/2004	Jumat	973.355	213.624	9810	8810	9310	0	0	0,01918	-999,99	0,00166	-999,99	899,99
20/12/2004	Senin	966.813	212.714	9808	8808	9308	0	0	-0,00872	-999,99	0,00174	-999,99	899,99
21/12/2004	Selasa	976.319	213.262	9805	8805	9305	0	0	0,00983	-999,99	0,00163	-999,99	899,99
22/12/2004	Rabu	985.182	215.041	9820	8820	9320	0,07	0,07	0,00983	-999,99	0,00166	-999,99	899,99
23/12/2004	Kamis	966.906	214.819	9805	8805	9305	0	0	0,00938	-999,99	0,00169	-999,99	899,99
27/12/2004	Senin	997.518	216.911	9800	8800	9300	0	0	0,00134	-999,99	0,00168	-999,99	899,99
28/12/2004	Selasa	1003.919	218.235	9786	8786	9286	0	0	0,01116	-999,99	0,0017	-999,99	899,99
29/12/2004	Rabu	1004.43	218.516	9808	8808	9308	0	0	0,00642	-999,99	0,00172	-999,99	899,99
30/12/2004	Kamis	1000.233	217.030	9740	8740	9240	0	0	-0,00419	-999,99	0,00161	-999,99	899,99
03/01/2005	Senin	1000.677	218.568	9805	8805	9305	0	0	0,00064	-999,99	0,00155	-999,99	899,99
04/01/2005	Selasa	1018.543	222.503	9775	8775	9275	0	0	0,01765	-999,99	0,00162	-999,99	899,99
05/01/2005	Rabu	1015.431	221.519	9805	8805	9305	7,42	7,3	-0,00306	-999,99	0,0016	-999,99	899,99
06/01/2005	Kamis	1029.036	225.474	9780	8780	9280	0	0	0,01424	-999,99	0,00154	-999,99	899,99
07/01/2005	Jumat	1032.525	227.299	9805	8805	9305	0	0	0,00256	-999,99	0,00156	-999,99	899,99
10/01/2005	Senin	1015.478	222.843	9795	8795	9295	0	0	-0,01651	-999,99	0,00133	-999,99	899,99
11/01/2005	Selasa	1011.673	220.92	9780	8780	9280	0	0	0,00375	-999,99	0,00131	-999,99	899,99
12/01/2005	Rabu	1008.576	220.163	9765	8765	9265	0	0	-0,00306	-999,99	0,00129	-999,99	899,99
13/01/2005	Kamis	1021.67	223.076	9645	8645	9145	0	0	0,01296	-999,99	0,0014	-999,99	899,99
14/01/2005	Jumat	1021.34	223.336	9560	8560	9060	0	0	-0,00032	-999,99	0,0014	-999,99	899,99
18/01/2005	Senin	1024.895	224.17	9645	8645	9145	0	0	0,00347	-999,99	0,00128	-999,99	899,99
17/01/2005	Selasa	1017.726	222.727	9650	8650	9150	0	0	-0,00699	-999,99	0,00124	-999,99	899,99
19/01/2005	Rabu	1027.81	225.146	9645	8645	9145	7,42	7,42	0,00991	-999,99	0,00128	-999,99	899,99
20/01/2005	Kamis	1035.748	226.438	9651	8651	9151	0	0	0,00772	-999,99	0,00133	-999,99	899,99
24/01/2005	Senin	1030.717	224.741	9649	8649	9149	0	0	-0,00486	-999,99	0,00122	-999,99	899,99



12/05/2005	Kamis	1063.827	230.819	9435	7.8	0	-0.01314	-999.99	0.00174	-999.99	-999.99
13/05/2005	Jumat	1059.273	230.188	8973	0	0	0.00639	-999.99	0.0017	-999.99	-999.99
14/05/2005	Senin	1048.787	227.637	8980	0	0	-0.00428	-999.99	0.00153	-999.99	-999.99
15/05/2005	Selasa	1045.773	226.898	8948	0	0	-0.0059	-999.99	0.00162	-999.99	-999.99
16/05/2005	Rabu	1040.263	225.58	8940	7.9	0	-0.00287	-999.99	0.0016	-999.99	-999.99
17/05/2005	Kamis	1045.465	226.824	8935	0	0	-0.00527	-999.99	0.00189	-999.99	-999.99
18/05/2005	Jumat	1048.172	227.356	8970	0	0	0.00253	-999.99	0.00186	-999.99	-999.99
19/05/2005	Senin	1045.15	226.702	8960	0	0	-0.00283	-999.99	0.00157	-999.99	-999.99
20/05/2005	Selasa	1049.056	227.989	8865	7.95	0	0.00374	-999.99	0.00154	-999.99	-999.99
21/05/2005	Rabu	1054.361	229.381	8985	0	0	0.00677	-999.99	0.00167	-999.99	-999.99
22/05/2005	Kamis	1061.495	231.029	8995	0	0	0.00138	-999.99	0.00159	-999.99	-999.99
23/05/2005	Jumat	1062.966	231.401	8987	0	0	-0.00448	-999.99	0.00168	-999.99	-999.99
24/05/2005	Senin	1068.169	237.79	8995	0	0	0.00787	-999.99	0.00171	-999.99	-999.99
25/05/2005	Selasa	1088.169	237.79	8995	0	0	0.00095	-999.99	0.00171	-999.99	-999.99
26/05/2005	Rabu	1082.941	236.633	10028	7.98	8.05	-0.00448	-999.99	0.00167	-999.99	-999.99
27/05/2005	Kamis	1091.465	239.044	10075	0	0	0.00787	-999.99	0.00171	-999.99	-999.99
28/05/2005	Jumat	1092.502	239.102	10070	0	0	0.00095	-999.99	0.00171	-999.99	-999.99
29/05/2005	Senin	1096.833	240.109	10080	0	0	-0.00366	-999.99	0.00192	-999.99	-999.99
30/05/2005	Selasa	1092.914	239.053	10076	0	0	0.00396	-999.99	0.0019	-999.99	-999.99
31/05/2005	Rabu	1095.51	239.547	10050	8.02	0	-0.00247	-999.99	0.00189	-999.99	-999.99
01/06/2005	Kamis	1094.189	239.222	10085	0	0	-0.00121	-999.99	0.00187	-999.99	-999.99
02/06/2005	Jumat	1096.932	239.875	10113	0	0	0.00251	-999.99	0.00184	-999.99	-999.99
03/06/2005	Senin	1100.878	241.065	10120	0	0	0.0036	-999.99	0.0019	-999.99	-999.99
04/06/2005	Selasa	1105.89	242.334	10115	0	0	0.00455	-999.99	0.00191	-999.99	-999.99
05/06/2005	Rabu	1119.579	245.651	10095	8.06	0	0.01238	-999.99	0.00191	-999.99	-999.99
06/06/2005	Kamis	1125.759	246.901	10105	0	0	0.00552	-999.99	0.00201	-999.99	-999.99
07/06/2005	Jumat	1141.818	250.85	10125	0	0	0.01427	-999.99	0.00196	-999.99	-999.99
08/06/2005	Senin	1147.71	252.504	10103	0	0	0.00516	-999.99	0.00202	-999.99	-999.99
09/06/2005	Selasa	1133.326	248.808	10150	0	0	-0.00121	-999.99	0.00214	-999.99	-999.99
10/06/2005	Rabu	1134.696	249.126	10140	8.18	0	0.00121	-999.99	0.00208	-999.99	-999.99
11/06/2005	Kamis	1137.424	249.591	10145	0	0	0.0024	-999.99	0.0021	-999.99	-999.99
12/06/2005	Jumat	1135.660	249.808	10150	0	0	-0.00154	-999.99	0.00205	-999.99	-999.99
13/06/2005	Senin	1119.898	245.989	10155	0	0	-0.01389	-999.99	0.00189	-999.99	-999.99
14/06/2005	Selasa	1127.817	248.186	10165	0	0	0.00707	-999.99	0.00189	-999.99	-999.99
15/06/2005	Rabu	1126.857	247.96	10200	8.29	0	-0.00398	-999.99	0.00189	-999.99	-999.99
16/06/2005	Kamis	1122.376	246.57	10213	0	0	0.00085	-999.99	0.00189	-999.99	-999.99
17/06/2005	Jumat	1138.988	251.192	10260	0	0	-0.00398	-999.99	0.00187	-999.99	-999.99
18/06/2005	Senin	1138.882	251.27	10298	0	0	0.0148	-999.99	0.00187	-999.99	-999.99
19/06/2005	Selasa	1131.166	249.146	10360	0	0	-0.00009	-999.99	0.00181	-999.99	-999.99
20/06/2005	Rabu	1117.813	246.087	10295	0	0	-0.00677	-999.99	0.00177	-999.99	-999.99
21/06/2005	Kamis	1108.403	243.752	10300	8.44	-0.00181	-999.99	-999.99	0.00171	-999.99	-999.99
22/06/2005	Jumat	1110.557	244.062	10305	0	0	0.00842	-999.99	0.00155	-999.99	-999.99
23/06/2005	Senin	1123.463	247.244	10240	0	0	0.00194	-999.99	0.00154	-999.99	-999.99
24/06/2005	Selasa	1120.115	248.946	10255	0	0	0.01162	-999.99	0.00165	-999.99	-999.99
25/06/2005	Rabu	1132.794	249.228	10250	0	0	0.00326	-999.99	0.00167	-999.99	-999.99
26/06/2005	Kamis	1136.57	250.032	10315	8.49	0	0.00333	-999.99	0.0017	-999.99	-999.99
27/06/2005	Jumat	1131.461	249.279	10310	0	0	-0.00445	-999.99	0.00172	-999.99	-999.99
28/06/2005	Senin	1129.44	248.178	10280	0	0	-0.00257	-999.99	0.00177	-999.99	-999.99
29/06/2005	Selasa	1132.017	248.548	10303	0	0	0.00317	-999.99	0.0017	-999.99	-999.99
30/06/2005	Rabu	1140.656	250.815	10330	8.49	0	0.00317	-999.99	0.0017	-999.99	-999.99
01/07/2005	Kamis	1157.514	255.211	10320	0	0	0.00763	-999.99	0.00174	-999.99	-999.99
02/07/2005	Jumat	1172.244	259.249	10265	0	0	0.01478	-999.99	0.00179	-999.99	-999.99
03/07/2005	Senin	1169.75	259.136	10310	0	0	0.01273	-999.99	0.00182	-999.99	-999.99
04/07/2005	Selasa	1178.003	260.184	10320	0	0	-0.00213	-999.99	0.00182	-999.99	-999.99
05/07/2005	Rabu	1178.112	259.562	10325	8.49	0	0.00706	-999.99	0.00179	-999.99	-999.99
06/07/2005	Kamis	1189.614	262.125	10325	0	0	0.00009	-999.99	0.00181	-999.99	-999.99
07/07/2005	Jumat	1182.301	260.867	10319	0	0	0.00722	-999.99	0.00184	-999.99	-999.99
08/07/2005	Senin	1178.223	259.916	10295	0	0	-0.00363	-999.99	0.00186	-999.99	-999.99
09/07/2005	Selasa	1182.323	259.916	10295	0	0	-0.00345	-999.99	0.00187	-999.99	-999.99

11/08/2005	Kamis	1176.838	250.062	10285	9285	8,71	0	0,01207	-999,99	0,0019	-999,99	-999,99
12/08/2005	Kamis	1167,972	256,884	10250	9250	9750	0	-0,00783	-999,99	0,00185	-999,99	-999,99
12/08/2005	Jumat	1153,969	283,382	10310	9310	9810	0	-0,01199	-999,99	0,00174	-999,99	-999,99
15/08/2005	Senin	1118,274	244,79	10330	9330	9930	0	-0,03093	-999,99	0,00166	-999,99	-999,99
16/08/2005	Selasa	1113,825	243,682	10395	9395	9895	8,75	0	-0,00398	0,00184	-999,99	-999,99
18/08/2005	Kamis	1100,289	240,74	10440	9440	9940	0	-0,01214	-999,99	0,00161	-999,99	-999,99
19/08/2005	Jumat	1087,953	237,698	10470	9470	9970	0	-0,01122	-999,99	0,00155	-999,99	-999,99
22/08/2005	Senin	1076,358	232,578	10490	9490	9990	0	-0,01086	-999,99	0,00154	-999,99	-999,99
23/08/2005	Selasa	1066,093	232,578	10560	9560	10060	0	-0,00993	-999,99	0,00149	-999,99	-999,99
24/08/2005	Rabu	1038,445	226,647	10695	9695	10165	8,75	0	-0,02875	-999,99	0,00138	-999,99
25/08/2005	Kamis	1061,847	232,772	10820	9820	10320	0	0,0255	-999,99	0,00154	-999,99	-999,99
26/08/2005	Jumat	1048,874	229,578	10895	9895	10395	0	0	-0,01222	-999,99	0,00153	-999,99
29/08/2005	Senin	994,77	216,691	10905	9905	10405	0	-0,05168	-999,99	0,00124	-999,99	-999,99
30/08/2005	Selasa	1039,82	228,002	11300	10300	10800	0	-0,04529	-999,99	0,00142	-999,99	-999,99
31/08/2005	Rabu	1050,09	230,562	10740	9740	10240	9,25	0,00988	-999,99	0,00143	-999,99	-999,99
01/09/2005	Kamis	1039,23	227,815	10950	9950	10450	0	-0,01034	-999,99	0,00138	-999,99	-999,99
05/09/2005	Senin	1035,891	226,746	10795	9795	10295	0	-0,00321	-999,99	0,00126	-999,99	-999,99
06/09/2005	Selasa	1051,594	230,396	10850	9850	10350	0	0,01516	-999,99	0,00126	-999,99	-999,99
07/09/2005	Rabu	1039,36	232,05	10645	9645	10145	10	0,0074	-999,99	0,0013	-999,99	-999,99
08/09/2005	Kamis	1060,45	237,077	10660	9660	10160	0	0,01989	-999,99	0,00137	-999,99	-999,99
09/09/2005	Jumat	1088,466	241,842	10810	9810	10310	0	0,01667	-999,99	0,00143	-999,99	-999,99
12/09/2005	Senin	1103,697	243,636	10610	9610	10110	0	-0,00656	-999,99	0,00141	-999,99	-999,99
13/09/2005	Selasa	1085,744	238,128	10605	9605	10105	0	-0,01801	-999,99	0,00133	-999,99	-999,99
14/09/2005	Rabu	1058,027	230,803	10504	9504	10004	10	0	-0,02498	-999,99	0,00123	-999,99
15/09/2005	Kamis	1060,506	229,027	10515	9515	10015	0	0,00554	-999,99	0,00113	-999,99	-999,99
16/09/2005	Jumat	1056,726	230,53	10620	9620	10120	0	-0,00729	-999,99	0,00114	-999,99	-999,99
19/09/2005	Senin	1066,591	233,479	10665	9665	10165	0	0,00834	-999,99	0,00118	-999,99	-999,99
20/09/2005	Selasa	1066,591	230,677	10660	9660	10160	0	-0,01031	-999,99	0,00113	-999,99	-999,99
21/09/2005	Rabu	1044,056	227,781	10710	9710	10210	10	0	-0,01093	-999,99	0,00108	-999,99
22/09/2005	Kamis	1016,758	220,638	10710	9710	10210	0	-0,02615	-999,99	0,00094	-999,99	-999,99
26/09/2005	Jumat	1012,851	219,698	10705	9705	10205	0	0,02146	-999,99	0,00102	-999,99	-999,99
27/09/2005	Senin	1034,585	225,479	10725	9725	10225	0	0,00295	-999,99	0,00103	-999,99	-999,99
28/09/2005	Selasa	1037,634	226,261	10735	9735	10235	0	-0,00939	-999,99	0,00103	-999,99	-999,99
29/09/2005	Rabu	1027,868	223,725	10765	9765	10265	10	0	-0,00365	-999,99	0,00101	-999,99
30/09/2005	Kamis	1048,302	228,41	10915	9915	10415	0	0,01986	-999,99	0,00111	-999,99	-999,99
30/09/2005	Jumat	1079,275	235,81	10810	9810	10310	0	0,02965	-999,99	0,00113	-999,99	-999,99
03/10/2005	Senin	1063,414	237,323	10800	9800	10300	0	0,00383	-999,99	0,00113	-999,99	-999,99
04/10/2005	Selasa	1101,166	242,084	10765	9765	10265	0	0,01639	-999,99	0,0012	-999,99	-999,99
05/10/2005	Rabu	1104,055	241,892	10625	9625	10125	11	12,09	0,00262	-999,99	0,00111	-999,99
06/10/2005	Kamis	1096,376	238,138	10530	9530	10030	0	-0,00596	-999,99	0,00105	-999,99	-999,99
07/10/2005	Jumat	1094,652	236,663	10555	9555	10055	0	-0,00157	-999,99	0,00107	-999,99	-999,99
10/10/2005	Senin	1102,78	238,022	10540	9540	10040	0	0,00743	-999,99	0,00111	-999,99	-999,99
11/10/2005	Selasa	1105,629	237,974	10605	9605	10105	0	0,00258	-999,99	0,00111	-999,99	-999,99
12/10/2005	Rabu	1102,98	237,117	10610	9610	10110	11	0	-0,0024	-999,99	0,00108	-999,99
13/10/2005	Kamis	1090,535	234,203	10630	9630	10130	0	-0,01128	-999,99	0,00109	-999,99	-999,99
14/10/2005	Jumat	1096,704	235,675	10640	9640	10140	0	0,00566	-999,99	0,00105	-999,99	-999,99
17/10/2005	Senin	1050,092	234,014	10598	9598	10098	0	-0,00603	-999,99	0,00105	-999,99	-999,99
18/10/2005	Selasa	1085,873	235,043	10620	9620	10120	0	0,0053	-999,99	0,00107	-999,99	-999,99
19/10/2005	Rabu	1075,912	230,409	10610	9610	10110	11	0	-0,01821	-999,99	0,00101	-999,99
20/10/2005	Kamis	1075,401	229,975	10500	9500	10000	0	-0,00047	-999,99	0,00101	-999,99	-999,99
21/10/2005	Jumat	1075,962	230,385	10575	9575	10075	0	0,00052	-999,99	0,00108	-999,99	-999,99
24/10/2005	Senin	1073,082	229,725	10573	9573	10073	0	-0,00268	-999,99	0,00102	-999,99	-999,99
25/10/2005	Selasa	1062,172	227,174	10550	9550	10050	0	-0,01017	-999,99	0,00097	-999,99	-999,99
26/10/2005	Rabu	1062,176	227,268	10470	9470	9970	11	3,1999999999999999	-999,99	0,00099	-999,99	-999,99
27/10/2005	Kamis	1063,697	227,06	10480	9480	9980	0	0,00143	-999,99	0,00102	-999,99	-999,99
28/10/2005	Jumat	1058,256	226,665	10495	9495	9995	0	-0,00512	-999,99	0,00097	-999,99	-999,99
31/10/2005	Senin	1066,224	227,828	10590	9590	10090	0	0,00753	-999,99	0,00095	-999,99	-999,99
01/11/2005	Selasa	1064,953	227,93	10660	9660	10160	0	-0,00119	-999,99	0,00094	-999,99	-999,99







31/08/2006	1431.262	9600	9100	0	0	0,00424	0,00139	0,00141	-0,00103	0,00049
31/08/2006	Kamis	9600	9100	0	0	0,00424	0,00139	0,00141	-0,00101	0,00051
01/09/2006	Jumat	9590	9090	0	0	0,00924	0,00143	0,00141	-0,00086	0,00055
04/09/2006	Senin	9575	9075	0	0	0,01735	0,00153	0,00152	-0,00085	0,00065
06/09/2006	Selasa	9570	9070	0	0	-0,0009	0,00152	0,00151	-0,00086	0,00063
06/09/2006	Rabu	9570	9070	0	0	0,00295	0,00152	0,00154	-0,00085	0,00063
07/09/2006	Kamis	9595	9095	0	0	-0,00142	0,00151	0,00148	-0,00088	0,00051
08/09/2006	Jumat	9600	9100	0	0	0,00265	0,00148	0,00143	-0,00088	0,00058
11/09/2006	Senin	9635	9135	0	0	-0,01317	0,0014	0,00123	-0,00086	0,00055
12/09/2006	Selasa	9640	9140	0	0	-0,00832	0,00134	0,00119	-0,00101	0,00044
13/09/2006	Rabu	9655	9155	11,25	0	0,01106	0,00121	0,00121	-0,00095	0,00049
14/09/2006	Kamis	9610	9110	0	0	0,00704	0,00143	0,00131	-0,00091	0,00052
15/09/2006	Jumat	9630	9130	0	0	0,00302	0,00144	0,00142	-0,0009	0,00053
18/09/2006	Senin	9625	9125	0	0	0,00584	0,00146	0,00146	-0,00087	0,00055
19/09/2006	Selasa	9645	9145	0	0	0,00752	0,00145	0,00149	-0,00083	0,00058
20/09/2006	Rabu	9660	9160	11,25	0	-0,00407	0,00146	0,00143	-0,00086	0,00055
21/09/2006	Kamis	9640	9140	0	0	0,01897	0,00156	0,00155	-0,00075	0,00064
22/09/2006	Jumat	9675	9175	0	0	-0,0023	0,00157	0,00161	-0,00074	0,00064
25/09/2006	Senin	9695	9195	6	0	-0,00265	0,00154	0,00172	-0,00076	0,00061
26/09/2006	Selasa	9735	9235	0	0	-0,00441	0,00151	0,0017	-0,00079	0,00056
27/09/2006	Rabu	9695	9195	11,25	0	0,0153	0,00159	0,00167	-0,00071	0,00065
28/09/2006	Kamis	9705	9205	0	0	0,00705	0,00162	0,00169	-0,00068	0,00067
29/09/2006	Jumat	9735	9235	0	0	0,00053	0,00161	0,00173	-0,00068	0,00066
02/10/2006	Senin	9728	9228	0	0	-0,00372	0,00156	0,00152	-0,00071	0,00063
03/10/2006	Selasa	9695	9195	0	0	0,00576	0,00159	0,00154	-0,00068	0,00065
04/10/2006	Rabu	9715	9215	11,25	0	-0,00041	0,00162	0,00147	-0,00066	0,00064
08/10/2006	Jumat	9705	9205	0	0	0,00514	0,00161	0,00147	-0,00066	0,00065
09/10/2006	Kamis	9705	9205	0	0	0,00301	0,00162	0,00146	-0,00065	0,00066
09/10/2006	Senin	9720	9220	0	0	-0,004	0,00159	0,0015	-0,00068	0,00063
10/10/2006	Selasa	9725	9225	0	0	0,00745	0,00162	0,00152	-0,00065	0,00065
11/10/2006	Rabu	9720	9220	10,75	0	-0,00116	0,00161	0,00149	-0,00066	0,00064
12/10/2006	Kamis	9720	9220	0	0	-0,00231	0,00159	0,00147	-0,00067	0,00061
13/10/2006	Jumat	9705	9205	0	0	0,01483	0,00165	0,00154	-0,0006	0,00068
16/10/2006	Senin	9705	9205	0	0	-0,00662	0,00161	0,00164	-0,00064	0,00063
17/10/2006	Selasa	9695	9195	0	0	0,00467	0,00163	0,00177	-0,00061	0,00063
18/10/2006	Rabu	9664	9164	10,75	0	0,00323	0,00162	0,00155	-0,00063	0,00064
19/10/2006	Kamis	9650	9150	0	0	-0,00145	0,0016	0,00157	-0,00064	0,00062
20/10/2006	Jumat	9660	9160	0	0	0,00259	0,00161	0,00156	-0,00063	0,00062
30/10/2006	Senin	9595	9095	0	0	0,00271	0,00161	0,00164	-0,00063	0,00062
30/10/2006	Senin	9595	9095	0	0	0,00467	0,00163	0,00177	-0,00061	0,00063
31/10/2006	Selasa	9610	9110	0	0	0,00154	0,00163	0,00177	-0,00061	0,00063
01/11/2006	Rabu	9605	9105	10,75	0	0,00458	0,00164	0,00176	-0,00059	0,00064
02/11/2006	Kamis	9610	9110	0	0	0,01121	0,00169	0,00181	-0,00054	0,00068
03/11/2006	Jumat	9612	9112	0	0	0,00325	0,0017	0,00182	-0,00053	0,00069
06/11/2006	Senin	9625	9125	0	0	0,01731	0,00177	0,00189	-0,00045	0,00076
07/11/2006	Selasa	9630	9130	0	0	0,00811	0,00181	0,00181	-0,00042	0,00079
08/11/2006	Rabu	9610	9110	10,25	9,5	-0,00489	0,00177	0,00188	-0,00045	0,00075
09/11/2006	Kamis	9620	9120	0	0	0,00863	0,00181	0,00191	-0,00041	0,00078
10/11/2006	Jumat	9615	9115	0	0	0,00275	0,00181	0,00196	-0,00041	0,00078
13/11/2006	Senin	9620	9120	0	0	-0,01536	0,00173	0,002	-0,00048	0,00069
14/11/2006	Selasa	9628	9128	0	0	0,02001	0,00182	0,00208	-0,0004	0,00077
15/11/2006	Rabu	9625	9125	0	0	-0,00117	0,0018	0,00212	-0,00041	0,00075
16/11/2006	Kamis	9675	9175	0	0	-0,00077	0,00179	0,0021	-0,00042	0,00074
17/11/2006	Jumat	9665	9165	0	0	0,00197	0,00179	0,00209	-0,00042	0,00073
20/11/2006	Senin	9650	9150	0	0	0,00712	0,00181	0,00201	-0,00039	0,00075
21/11/2006	Selasa	9645	9145	0	0	-0,00158	0,0018	0,002	-0,0004	0,00073
22/11/2006	Rabu	9643	9143	10,25	0	0,01433	0,00186	0,00203	-0,00034	0,00079
23/11/2006	Kamis	9625	9125	0	0	-0,00077	0,00184	0,00201	-0,00035	0,00077
24/11/2006	Jumat	9635	9135	0	0	0,00798	0,00187	0,00206	-0,00032	0,00079
27/11/2006	Senin	9633	9133	0	0	0,00652	0,00189	0,00204	-0,00033	0,00081



INIP	2006	0,16437	-0,47424	-0,38552	-0,14198	0,95375	0,65631	0,00005	-0,00005	0,00000	0,00000	0,00000	0,00000
POLY	2005	-999,99	-999,99	0,08078	0,00993	-0,14434	-0,8201	0,00171	0,00084	0,00056	0,00056	0,00056	-0,00157
POLY	2006	0	-0,00007	0,4903	0,0018	-0,22448	-0,13203	0,00114	0,00056	0	0	0	0
ASGR	2005	-999,99	-999,99	0,1079	-0,04189	-0,03888	-0,49039	-0,00043	-0,001	0,00005	-0,00005	0,00005	0,00005
ASGR	2006	0,14737	-0,42512	0,67879	0,04969	0,09486	0,03181	-0,0004	-0,00085	-0,00042	-0,00042	-0,00042	-0,00042
AQUA	2005	-999,99	-999,99	-0,49175	-0,26195	0,01995	0,43433	0,00011	-0,00033	0,00067	0,00067	0,00067	0,00067
AQUA	2006	-0,04615	0,13315	0,50352	0,00609	0,11042	0,14487	-0,00017	-0,000519	0,00007	0,00007	0,00007	0,00007
ISAT	2005	-999,99	-999,99	0,0153	0,00173	0,06449	0,06097	-0,00017	-0,000519	0,00007	0,00007	0,00007	0,00007
ISAT	2006	0,16217	-0,46786	0,04418	0,0501	-0,17557	-0,18648	-0,00214	-0,01279	-0,00298	-0,00298	-0,00298	-0,00298
INAI	2005	-999,99	-999,99	0,10161	0,04009	0,30231	0,09484	0,00148	-0,00007	0,00104	0,00104	0,00104	0,00104
INAI	2006	0,1458	-0,4206	-0,84438	0,41756	-0,06004	-0,16316	0,00131	0,0001	0,00097	0,00097	0,00097	0,00097
TKIM	2005	-999,99	-999,99	0,40825	-0,32752	0,13261	0,54302	0,00301	0,00218	0,00097	0,00097	0,00097	0,00097
TKIM	2006	0,29426	-0,84905	0,01532	0,33951	0,14039	0,05767	0,00118	0,00093	-0,00243	-0,00243	-0,00243	-0,00243
MERK	2005	-999,99	-999,99	0,03539	0,53928	-0,29099	-0,10671	0,00099	-0,00093	0,00027	0,00027	0,00027	0,00027
MERK	2006	0,03821	-0,1103	-0,04677	0,36711	-0,01302	0,24367	0,00018	-0,000814	0,00027	0,00027	0,00027	0,00027
TLKM	2005	-999,99	-999,99	0,09764	0,50684	-0,09329	-0,04756	0,0002	-0,00049	0,00081	0,00081	0,00081	0,00081
TLKM	2006	0,24762	-0,71432	0,04821	0,72526	0,18526	0,81733	-0,0001	-0,00898	-0,00071	-0,00071	-0,00071	-0,00071
ARGO	2005	-999,99	-999,99	0,16786	0,16786	0,00252	0,47106	3,05785E-06	1,22028E-10	-0,00008	-0,00008	-0,00008	-0,00008
ARGO	2006	-0,06255	0,18027	-0,42848	-0,26603	-0,05001	-0,21338	-0,00137	-0,00981	-0,0041	-0,0041	-0,0041	-0,0041
GGRM	2005	-999,99	-999,99	0,19825	-0,69253	0,01653	-0,36886	-0,00009	-0,00053	-0,0001	-0,0001	-0,0001	-0,0001
GGRM	2006	0,06563	-0,18946	-0,13873	0,06753	0,50142	0,26146	-0,00131	-0,00993	-0,00369	-0,00369	-0,00369	-0,00369
ALFA	2005	-999,99	-999,99	-0,09035	-0,15574	-0,14015	-0,49359	0,00162	0,00047	0,00464	0,00464	0,00464	0,00464
ALFA	2006	-0,04313	0,12412	-0,81688	-0,06372	0,47768	0,23531	-0,00107	-0,00999	-0,00639	-0,00639	-0,00639	-0,00639
ELTY	2005	-999,99	-999,99	0,86625	-0,1508	-0,23241	0,75338	0,00411	0,00123	0,00022	0,00022	0,00022	0,00022
ELTY	2006	0,22273	-0,64264	0,22306	0,08909	0,1147	-0,54943	0,00288	0,00082	0,00042	0,00042	0,00042	0,00042
INTD	2005	-999,99	-999,99	0,53231	0,30778	-0,30785	0,27051	0,00197	0,00067	0,00186	0,00186	0,00186	0,00186
INTD	2006	-0,02464	0,07103	-0,52516	-0,305	0,26487	0,0699	0,00143	0,00016	0,00034	0,00034	0,00034	0,00034
ARNA	2005	-999,99	-999,99	0,06138	-0,38349	-0,0601	-0,7082	0,00028	-0,00025	0,00009	0,00009	0,00009	0,00009
ARNA	2006	0,06298	-0,18167	0,03482	-0,01148	0,13273	0,10186	0,00026	-0,00014	0,00036	0,00036	0,00036	0,00036
AKPI	2005	-999,99	-999,99	0,26943	0,95406	-0,32108	-0,20728	-0,00117	-0,0018	-0,00112	-0,00112	-0,00112	-0,00112
AKPI	2006	0,05923	-0,17074	0,05838	0,37891	0,34966	0,17353	-0,00013	-0,00085	0,00208	0,00208	0,00208	0,00208
CMNP	2005	-999,99	-999,99	0,37673	0,28785	0,34074	0,08722	0,00225	0,00177	0,00032	0,00032	0,00032	0,00032
CMNP	2006	0,14553	-0,42009	-0,10313	-0,05449	0,00751	0,13223	-0,00021	-0,00796	-0,00514	-0,00514	-0,00514	-0,00514
PTRO	2005	-999,99	-999,99	0,28699	0,17109	-0,13553	0,05615	0,00336	0,00268	0,00168	0,00168	0,00168	0,00168
PTRO	2006	0,04991	-0,14416	0,03594	0,22211	0,15259	0,01246	0,00137	-0,00748	-0,00208	-0,00208	-0,00208	-0,00208
CPDW	2005	-999,99	-999,99	0,39114	-0,25491	0,4041	0,24242	0,00533	0,00051	0,00892	0,00892	0,00892	0,00892
CPDW	2006	0,00209	-0,00623	-0,07289	0,51406	-0,11217	0,56002	0,00351	0,00018	-0,00013	-0,00013	-0,00013	-0,00013
IKBI	2005	-999,99	-999,99	0,14936	0,07879	-0,00307	-0,13438	0,00143	0,00055	0,00009	0,00009	0,00009	0,00009
IKBI	2006	0,03383	-0,09758	-0,35394	0,19745	0,46469	0,30819	0,00141	0,00037	0,00138	0,00138	0,00138	0,00138

SMCB	2006	0,192	-0,55381	0,14945	-0,06755	0,67277	0,40102	0,0004	-0,0001	-0,00004
AALI	2005	-999,99	-999,99	0,05123	0,28713	0,09731	-0,61106	0,00315	0,00256	0,00326
AALI	2006	0,10443	-0,30137	0,65876	-0,07243	-0,69549	-0,48011	0,00213	-0,00676	-0,00017
BNBR	2005	-999,99	-999,99	0,14722	-0,68466	0,0149	-0,13051	0,01266	0,00062	0,02326
BNBR	2006	0,23336	-0,67357	0,02622	-0,28505	0,12465	0,4337	0,00901	0,00084	0,00187
KDSI	2005	-999,99	-999,99	-0,01351	-0,44485	-0,04047	0,18107	-0,00069	-0,00202	-0,00069
KDSI	2006	0,11556	-0,33321	0,58955	0,03968	0,16629	0,07441	0,00042	-0,00102	0,0026
UNVR	2005	-999,99	-999,99	-0,00321	0,08692	0,2563	0,05058	0,00098	0,00068	0,00155
UNVR	2006	0,0818	-0,2361	0,35178	0,29266	0,22251	-0,12385	-0,00017	-0,0086	-0,00238
MTDL	2005	-999,99	-999,99	0,06837	0,00412	-0,08839	-0,04408	-0,00007	-0,00122	0,00004
MTDL	2006	0,07931	-0,22877	0,30418	0,9019	0,24333	0,79657	0,0001	-0,00082	0,00048
ASII	2005	-999,99	-999,99	0,2465	0,5855	0,03741	0,23338	0,00187	0,00137	0,00068
ASII	2006	0,20542	-0,5927	0,16592	0,02529	-0,19834	-0,8796	0,00064	-0,00793	-0,0019
BATA	2005	-999,99	-999,99	-0,42121	0,14873	-0,27752	-0,24349	0,00007	-0,0001	0,00026
BATA	2006	-0,03603	0,10378	0,32925	0,14508	0,15044	0,61382	-0,00126	-0,00956	-0,0039
BLTA	2005	-999,99	-999,99	-0,09591	-0,03668	0,02067	0,08102	0,00072	-0,00026	0,00208
BLTA	2006	0,11081	-0,31958	0,12053	0,64243	0,01569	-0,49753	0,00134	-0,00961	0,00248
SULI	2005	-999,99	-999,99	-0,16438	0,66359	0,37935	0,11418	0,00614	0,00342	0,0057
SULI	2006	0,176	-0,50754	0,06104	0,02547	0,01509	0,36129	0,00735	-0,0058	0,0097




UNIF	ZU06	-0,02647	0,00291	0,00299	0,00582	0,00644	0,44386	0,1381	0,08185	0,26779
POLY	2005	0	0,00195	0,00195	0	0	0,72653	0,67172	0,16824	-0,23816
POLY	2006	0	0,0013	0,0013	0	0	0,21889	0,37061	0,64326	0,12803
ASGR	2005	-0,00053	0,00112	0,00112	0,00118	0,00118	0,03849	0,41151	0,08746	0,04687
ASGR	2006	-0,00061	0,00087	0,00087	0,00038	0,00038	-0,3339	-0,32861	0,04047	-0,00892
AQUA	2005	0,00036	0,00085	0,00085	0,0006	0,0006	0,27306	0,23436	0,40995	0,59744
AQUA	2006	-0,02423	0,00219	0,00226	0,00499	0,00558	-0,46608	-0,08083	0,22417	-0,2058
ISAT	2005	-0,00018	0,00311	0,00312	0,00049	0,00049	0,10891	-0,31434	-0,54776	0,05715
ISAT	2006	-0,02773	0,00392	0,00403	0,0055	0,00611	0,63674	-0,0671	-0,17171	0,1207
INAI	2005	-0,00076	0,00331	0,00331	0,00393	0,00394	0,1554	-0,095	0,37024	0,0431
INAI	2006	0,00046	0,00256	0,00256	0,00103	0,00103	0,3378	0,46312	0,77717	-0,20841
TKIM	2005	0,00043	0,00163	0,00163	0,0013	0,0013				
TKIM	2006	-0,03183	0,00638	0,00649	0,01576	0,01662	0,53304	0,32354	0,14714	0,03527
MERK	2005	0,00009	0,00036	0,00036	0,00035	0,00035	-0,83879	-0,2193	0,38953	-0,33745
MERK	2006	-0,02561	0,00175	0,00182	0,0045	0,00509	0,07153	0,21765	0,03226	0,02428
TLKM	2005	0,00055	0,00109	0,00109	0,00053	0,00053				
TLKM	2006	-0,02561	0,00265	0,00273	0,00573	0,00635	0,1037	0,25082	0,03663	0,01159
ARGO	2005	-0,00008	0,00001	0,00001	1,43578E-06	1,43578E-06	-0,46856	-0,01833	0,09096	-0,04992
ARGO	2006	-0,02895	0,00138	0,00145	0,00408	0,00469	-0,01787	-0,02656	0,00525	0,01571
GGRM	2005	-0,00083	0,0009	0,0009	0,00147	0,00147	0,53144	0,1017	-0,23872	0,23522
GGRM	2006	-0,02825	0,00234	0,00241	0,00517	0,00577	-0,36095	-0,39152	0,03741	0,02483
ALFA	2005	0,0027	0,00216	0,00216	0,00362	0,00362	0,01013	0,00424	0,04713	0,05794
ALFA	2006	-0,03036	0,00293	0,00301	0,0044	0,00497	0,00598	0,10055	0,00308	0,48383
ELTY	2005	-0,00253	0,0063	0,00631	0,0065	0,00651	0,47026	0,06144	-0,69731	0,12589
ELTY	2006	1,20057E-07	0,00449	0,00449	0,00084	0,00084	-0,03099	0,47571	-0,08202	0,13903
INTD	2005	0,001	0,0026	0,0026	0,00176	0,00176	0,05052	0,20794	0,41339	-0,37256
INTD	2006	-0,00085	0,00252	0,00252	0,00235	0,00235	-0,02142	-0,1292	-0,31415	0,28041
ARNA	2005	-0,00007	0,00104	0,00104	0,00032	0,00032	0,72166	0,18432	0,35396	0,31001
ARNA	2006	0,00022	0,00079	0,00079	0,00029	0,00029	0,08585	0,01979	0,01555	0,47624
AKPI	2005	-0,00201	0,00117	0,00117	0,00161	0,00161	0,72838	-0,67104	-0,20492	0,2085
AKPI	2006	0,0012	0,0014	0,0014	0,00184	0,00185	-0,87193	0,19671	0,37526	0,45607
CMNP	2005	-0,00018	0,00099	0,00099	0,00101	0,00101	0,01512	-0,47887	-0,04916	-0,10846
CMNP	2006	-0,02702	0,00212	0,00218	0,00432	0,0048	0,08117	0,76898	0,20177	0,17718
PTRO	2005	0,001	0,00138	0,00138	0,00127	0,00127	0,41507	0,06047	-0,67618	0,15899
PTRO	2006	-0,02682	0,00265	0,00273	0,00519	0,00581	-0,12391	-0,05617	-0,31599	0,02442
CPDW	2005	0,00501	0,00937	0,00939	0,00986	0,00988	0,10718	0,18118	0,00397	-0,37464
CPDW	2006	-0,0005	0,00647	0,00648	0,00062	0,00062	-0,04158	0,28761	-0,49962	0,44995
IKBI	2005	-0,00057	0,00185	0,00185	0,00312	0,00313	0,23364	-0,14925	0,02599	0,07983
IKBI	2006	2,31418E-08	0,00214	0,00214	0,0027	0,0027	-0,06801	0,0239	-0,01592	0,47848

SMUB	2006	0,00076	0,00096	0,00096	0,00053	0,00053	0,01653	0,37576	0,25338	0,47938
AALI	2005	0,00244	0,0012	0,0012	0,00166	0,00166	0,27113	0,27774	0,58788	0,54739
AALI	2006	-0,02519	0,00271	0,00279	0,0057	0,00633	-0,23447	0,42249	0,69927	0,64662
BNBR	2005	0,0041	0,05755	0,05769	0,10427	0,10464	0,11374	-0,86217	-0,25567	0,37419
BNBR	2006	0,00145	0,03871	0,03877	0,00086	0,00086	0,00822	-0,58849	0,11464	-0,01477
KDSI	2005	-0,00238	0,00262	0,00262	0,00329	0,00329	0,81222	0,23307	-0,4235	0,52133
KDSI	2006	0,00097	0,00293	0,00293	0,0035	0,00351	0,41092	0,37939	-0,00023	0,18667
UNVR	2005	0,00115	0,00062	0,00062	0,00082	0,00082				
UNVR	2006	-0,02665	0,002	0,00207	0,00473	0,00532	-0,47773	-0,31193	0,1843	0,00074
MTDL	2005	-0,00102	0,00231	0,00231	0,00216	0,00216	0,27382	0,0092	0,54424	0,03702
MTDL	2006	-6,60076E-08	0,00185	0,00185	0,00097	0,00097	-0,0318	-0,01504	-0,07584	-0,18171
ASII	2005	-0,00002	0,00101	0,00101	0,00143	0,00143	0,73486	0,67751	0,20582	0,21573
ASII	2006	-0,02617	0,0024	0,00248	0,00516	0,00574	-0,01043	0,48314	0,04522	-0,11695
BATA	2005	0,00011	0,00034	0,00034	0,00029	0,00029	0,00473	0,3204	0,0054	0,70333
BATA	2006	-0,02803	0,00175	0,00182	0,00453	0,00511	0,18479	0,04558	0,02048	-0,01535
BLTA	2005	0,0014	0,00171	0,00171	0,00139	0,00139	0,59652	0,1079	0,23302	0,19127
BLTA	2006	-0,02794	0,00613	0,00625	0,01487	0,01579	-0,04249	-0,03201	-0,25506	0,01062
SULI	2005	0,00214	0,00644	0,00645	0,00913	0,00914				
SULI	2006	-0,02384	0,01398	0,01415	0,02883	0,02995	0,07138	0,00469	0,17447	0,52829



INIP		-0,00125	0	0	0	0,00005	0,00901	0,00157	0,02647		
POLY	2005	0,0013	-999,99	-999,99	0	-0,00171	-0,00084	0	0		
POLY	2006	-0,00125	0	0	0	-0,00114	-0,00056	0	0		
ASGR	2005	-0,01537	-999,99	-999,99	0,00751	-0,01624	-0,01567	-0,01672	-0,01614		
ASGR	2006	-0,00125	0	0	0	0,0004	0,00085	0,00042	0,00061		
AQUA	2005	0,2013	-999,99	-999,99	0,08314	0,19989	0,20033	0,19933	0,19964		
AQUA	2006	-0,00125	0	0	0	0,00017	0,00867	-0,0001	0,02423		
ISAT	2005	-0,00763	-999,99	-999,99	0,00002	-0,00717	-0,00374	-0,009	-0,00875		
ISAT	2006	-0,00125	0	0	0	0,00214	0,01279	0,00298	0,02773		
INAI	2005	0,0013	-999,99	-999,99	0	-0,00148	0,00007	-0,00104	0,00076		
INAI	2006	-0,00125	0	0	0	-0,00131	-0,0001	-0,00097	-0,00046		
TKIM	2005	0,0013	-999,99	-999,99	0	-0,00301	-0,00218	-0,00109	-0,00043		
TKIM	2006	-0,00125	0	0	0	-0,00118	0,00937	0,00243	0,03183		
MERK	2005	0,0013	-999,99	-999,99	0	-0,00099	-0,0008	-0,00027	-0,00009		
MERK	2006	-0,00125	0	0	0	-0,00018	0,00814	0,00144	0,02561		
TLKM	2005	0,0013	-999,99	-999,99	0	-0,0002	0,00049	-0,00081	-0,00055		
TLKM	2006	-0,00125	0	0	0	0,0001	0,00898	0,00071	0,02561		
ARGO	2005	0,0013	-999,99	-999,99	0	-3,05785E-06	-1,22028E-10	0,00008	0,00008		
ARGO	2006	-0,00125	0	0	0	0,00137	0,00981	0,0041	0,02895		
GGRM	2005	-0,00297	-999,99	-999,99	0,00164	-0,00418	-0,00374	-0,00417	-0,00344		
GGRM	2006	-0,00125	0	0	0	0,00131	0,00993	0,00369	0,02825		
ALFA	2005	0,0013	-999,99	-999,99	0	-0,00162	-0,00047	-0,00464	-0,00027		
ALFA	2006	-0,00125	0	0	0	0,00107	0,00999	0,00639	0,03036		
ELTY	2005	0,0013	-999,99	-999,99	0	-0,00411	-0,00123	-0,00022	0,00253		
ELTY	2006	-0,00125	0	0	0	-0,00288	-0,00082	-0,00042	-1,20057E-07		
INTD	2005	0,0013	-999,99	-999,99	0	-0,00197	-0,00067	-0,00186	-0,001		
INTD	2006	-0,00125	0	0	0	-0,00143	-0,00016	-0,00034	0,00085		
ARNA	2005	0,03701	-999,99	-999,99	-0,0231	0,03543	0,03596	0,03562	0,03578		
ARNA	2006	-0,00125	0	0	0	-0,00026	0,00014	-0,00036	-0,00022		
AKPI	2005	0,0413	-999,99	-999,99	0,0046	0,04117	0,0418	0,04112	0,04201		
AKPI	2006	-0,00125	0	0	0	0,00013	0,00085	-0,00208	-0,0012		
CMNP	2005	-0,01152	-999,99	-999,99	0,00323	-0,01507	-0,01459	-0,01314	-0,01264		
CMNP	2006	-0,00125	0	0	0	0,00021	0,00796	0,00514	0,02702		
PTRO	2005	0,03071	-999,99	-999,99	0,00568	0,02605	0,02673	0,02773	0,02841		
PTRO	2006	-0,00125	0	0	0	-0,00137	0,00748	0,00208	0,02682		
CPDW	2005	0,0013	-999,99	-999,99	0	-0,00533	-0,00051	-0,00892	-0,00501		
CPDW	2006	-0,00125	0	0	0	-0,00351	-0,00018	0,00013	0,0005		
IKBI	2005	0,0013	-999,99	-999,99	0	-0,00143	-0,00055	-0,0009	0,00057		
IKBI	2006	-0,00125	0	0	0	-0,00141	-0,00037	-0,00138	2,31418E-08		

SMLCB	2006	-0,00125	0	0	0	-0,0004	0,0001	-0,00102	-0,00076
AALI	2005	-0,0187	-999,99	-999,99	0,01414	-0,02315	-0,02256	-0,02326	-0,02244
AALI	2006	-0,00125	0	0	0	-0,00213	0,00676	0,00017	0,02519
BNBR	2005	0,0013	-999,99	-999,99	0	-0,01266	-0,00062	-0,02326	-0,0041
BNBR	2006	-0,00125	0	0	0	-0,00901	-0,00084	-0,00187	-0,00145
KDSI	2005	0,0013	-999,99	-999,99	0	0,00069	0,00202	0,00069	0,00238
KDSI	2006	-0,00125	0	0	0	-0,00042	0,00102	-0,00026	-0,00097
UNVR	2005	0,00718	-999,99	-999,99	-0,0012	0,0049	0,0052	0,00433	0,00473
UNVR	2006	-0,00125	0	0	0	0,00017	0,0086	0,00238	0,02665
MTDL	2005	-0,06537	-999,99	-999,99	-0,00304	-0,0666	-0,06545	-0,06671	-0,06565
MTDL	2006	-0,00125	0	0	0	-0,0001	0,00082	-0,00048	6,60076E-08
ASII	2005	-0,01793	-999,99	-999,99	-0,00379	-0,0211	-0,0206	-0,01991	-0,01921
ASII	2006	-0,00125	0	0	0	-0,00064	0,00793	0,00019	0,02617
BATA	2005	0,0013	-999,99	-999,99	0	-0,00007	0,0001	-0,00026	-0,00011
BATA	2006	0,07567	0,00308	0,028	0,03555	0,07818	0,08648	0,08082	0,10495
BLTA	2005	-0,00822	-999,99	-999,99	-0,00059	-0,01024	-0,00926	-0,0116	-0,01092
BLTA	2006	-0,00125	0	0	0	-0,00134	0,00961	-0,00248	0,02794
SULI	2005	0,0013	-999,99	-999,99	0	-0,00614	-0,00342	-0,00057	-0,00214
SULI	2006	-0,00125	0	0	0	-0,00735	0,0058	-0,00097	0,02384



Lampiran A.2. Tabel 1

	$t_{0.5}$	$t_{0.25}$	$t_{0.1}$	$t_{0.05}$	$t_{0.025}$	$t_{0.01}$
1	3.078	3.314	3.821	4.303	4.821	5.399
2	1.955	2.570	3.182	3.747	4.303	4.821
3	1.639	2.353	2.976	3.505	4.032	4.581
4	1.533	2.132	2.813	3.365	3.932	4.404
5	1.476	2.015	2.771	3.313	3.899	4.370
6	1.440	1.943	2.747	3.285	3.899	4.369
7	1.415	1.895	2.728	3.265	3.899	4.369
8	1.397	1.860	2.262	3.206	3.899	4.369
9	1.383	1.833	2.262	3.206	3.899	4.369
10	1.372	1.812	2.228	3.201	3.899	4.369
11	1.363	1.795	2.201	3.201	3.899	4.369
12	1.355	1.782	2.179	3.201	3.899	4.369
13	1.350	1.771	2.160	3.201	3.899	4.369
14	1.345	1.761	2.145	3.201	3.899	4.369
15	1.341	1.753	2.131	3.201	3.899	4.369
16	1.337	1.746	2.120	3.201	3.899	4.369
17	1.333	1.740	2.110	3.201	3.899	4.369
18	1.330	1.734	2.101	3.201	3.899	4.369
19	1.328	1.729	2.095	3.201	3.899	4.369
20	1.325	1.725	2.086	3.201	3.899	4.369
21	1.323	1.721	2.080	3.201	3.899	4.369
22	1.321	1.717	2.074	3.201	3.899	4.369
23	1.319	1.714	2.069	3.201	3.899	4.369
24	1.318	1.711	2.064	3.201	3.899	4.369
25	1.316	1.709	2.060	3.201	3.899	4.369
26	1.315	1.706	2.056	3.201	3.899	4.369
27	1.314	1.705	2.055	3.201	3.899	4.369
28	1.313	1.701	2.048	3.201	3.899	4.369
29	1.311	1.699	2.045	3.201	3.899	4.369
30	1.297	1.645	1.960	3.201	3.899	4.369

Gaetan In = tak terhingga  
 Sumber: Myers (1976)

Lampiran A3. Tabel F Dengan Derajat Kebebasan V1 dan V2,  $\alpha = 5\%$

1	2	3	4	5	6	7	8	9	10	12	15	20	24	30	40	60	120	∞	
1	19.16	19.16	19.16	19.16	19.16	19.16	19.16	19.16	19.16	19.16	19.16	19.16	19.16	19.16	19.16	19.16	19.16	19.16	19.16
2	18.51	18.51	18.51	18.51	18.51	18.51	18.51	18.51	18.51	18.51	18.51	18.51	18.51	18.51	18.51	18.51	18.51	18.51	18.51
3	18.01	18.01	18.01	18.01	18.01	18.01	18.01	18.01	18.01	18.01	18.01	18.01	18.01	18.01	18.01	18.01	18.01	18.01	18.01
4	17.59	17.59	17.59	17.59	17.59	17.59	17.59	17.59	17.59	17.59	17.59	17.59	17.59	17.59	17.59	17.59	17.59	17.59	17.59
5	17.23	17.23	17.23	17.23	17.23	17.23	17.23	17.23	17.23	17.23	17.23	17.23	17.23	17.23	17.23	17.23	17.23	17.23	17.23
6	16.91	16.91	16.91	16.91	16.91	16.91	16.91	16.91	16.91	16.91	16.91	16.91	16.91	16.91	16.91	16.91	16.91	16.91	16.91
7	16.62	16.62	16.62	16.62	16.62	16.62	16.62	16.62	16.62	16.62	16.62	16.62	16.62	16.62	16.62	16.62	16.62	16.62	16.62
8	16.36	16.36	16.36	16.36	16.36	16.36	16.36	16.36	16.36	16.36	16.36	16.36	16.36	16.36	16.36	16.36	16.36	16.36	16.36
9	16.12	16.12	16.12	16.12	16.12	16.12	16.12	16.12	16.12	16.12	16.12	16.12	16.12	16.12	16.12	16.12	16.12	16.12	16.12
10	15.90	15.90	15.90	15.90	15.90	15.90	15.90	15.90	15.90	15.90	15.90	15.90	15.90	15.90	15.90	15.90	15.90	15.90	15.90
12	15.58	15.58	15.58	15.58	15.58	15.58	15.58	15.58	15.58	15.58	15.58	15.58	15.58	15.58	15.58	15.58	15.58	15.58	15.58
15	15.28	15.28	15.28	15.28	15.28	15.28	15.28	15.28	15.28	15.28	15.28	15.28	15.28	15.28	15.28	15.28	15.28	15.28	15.28
20	14.97	14.97	14.97	14.97	14.97	14.97	14.97	14.97	14.97	14.97	14.97	14.97	14.97	14.97	14.97	14.97	14.97	14.97	14.97
24	14.72	14.72	14.72	14.72	14.72	14.72	14.72	14.72	14.72	14.72	14.72	14.72	14.72	14.72	14.72	14.72	14.72	14.72	14.72
30	14.50	14.50	14.50	14.50	14.50	14.50	14.50	14.50	14.50	14.50	14.50	14.50	14.50	14.50	14.50	14.50	14.50	14.50	14.50
40	14.28	14.28	14.28	14.28	14.28	14.28	14.28	14.28	14.28	14.28	14.28	14.28	14.28	14.28	14.28	14.28	14.28	14.28	14.28
60	14.08	14.08	14.08	14.08	14.08	14.08	14.08	14.08	14.08	14.08	14.08	14.08	14.08	14.08	14.08	14.08	14.08	14.08	14.08
120	13.88	13.88	13.88	13.88	13.88	13.88	13.88	13.88	13.88	13.88	13.88	13.88	13.88	13.88	13.88	13.88	13.88	13.88	13.88
∞	13.70	13.70	13.70	13.70	13.70	13.70	13.70	13.70	13.70	13.70	13.70	13.70	13.70	13.70	13.70	13.70	13.70	13.70	13.70

SURAT KETERANGAN PENELITIAN

No. 0549/PRPM/VI/08

Sehubungan dengan surat dari Universitas Darma Persada No : 58/RISET/FE-UNSADA/VI/2008, tanggal 17 Juni 2008 bersama ini memberitahukan bahwa:


Nama : Reny Oktora  
NIM : 04410010  
Program : Strata Satu ( S.1 )  
Semester : VIII  
Jurusan : Manajemen Keuangan  
Fakultas : Ekonomi



Telah selesai melakukan penelitian di Pusat Referensi Pasar Modal yang dimulai tanggal 14 Februari s/d 19 Juni 2008 dalam rangka penyelesaian Tugas Skripsi.

Demikian surat keterangan penelitian ini dibuat untuk digunakan sebagaimana mestinya.







Jakarta, 23 Juni 2008

  
Pusat Referensi Pasar Modal  
Capital Market Reference Center

Indra Soekajat Hadikoesoemo  
Manajer

**LEMBAR KEGIATAN PENYUSUNAN SKIRPSI**

NAMA MAHASISWA : RENY OKTORA  
NIM : 04410010  
DOSEN PEMBIMBING : BPK JOMBRIK, SE, MM

KONSULTASI KE	TANGGAL KONSULTASI	MATERI YANG DIBAHAS	PARAF PEMBIMBING
I	02/04/08	Konsultasi Bab I II & III (Proposal)	
II		Penyusunan Bab I II III	
III	04/06/08	Perbaikan BAB IV & V	
IV	24/06/08	Penyusunan BAB IV & V	
V	24/06/08	Penyusunan (Membuat) Skripsi	
VI	05/08/08	Penyusunan Hasil ujian	

Tanggal mulai bimbingan : 12 FEBRUARI 2008

Tanggal selesai bimbingan : 20/07 08

**CATATAN :**

Tanggal mulai bimbingan dicantumkan sejak dikeluarkannya surat ini.