


BAB V

KESIMPULAN DAN SARAN

A. Kesimpulan

Berdasarkan analisis mengenai produktivitas kerja karyawan pada bagian produksi di CV. Panca Pekerti Paperindo, maka penulis dapat menarik kesimpulan sebagai berikut :

1. Penambahan-penambahan karyawan yang dilakukan oleh CV. Panca Pekerti Paperindo tiap tahunnya dianggap tidak mempunyai pengaruh yang signifikan dalam kegiatan produksi dan peningkatan produktivitas kerja karyawan.



B. Saran

1. Dari penelitian diatas dapat terlihat bahwa penambahan jumlah karyawan tiap tahunnya tidak mempunyai pengaruh yang besar dalam pencapaian target kapasitas ataupun peningkatan produktivitas kerja karyawan bagian produksi, oleh karena itu penulis menyarankan tidak perlu adanya penambahan karyawan, pemimpin dapat memberikan tambahan jam kerja (lembur) apabila terdapat peningkatan target kapasitas dari permintaan pasar.

DAFTAR PUSTAKA

- Dessler, Gary diterjemahkan oleh Agus Darma. *Manajemen Personalia*. edisi ketiga, Erlangga, Jakarta, 1984.
- Gomes, Faustino Cardosa. *Management Sumber Daya Manusia*. Jakarta, 1997.
- Google, “http://organisasi.org/definisi_pengertian_tugas_fungsi_manajemen_sumber_daya_manusia_sdm_ilmu_ekonomi_manajemen_manajer_msdm”.
- Google, “<http://www.geocities.com/guruvalah>”.
- Google, “<http://ilmiahmanajemen.blogspot.com/2008/05/implementasi-sistem-manajemen-mutu-iso.html>”.
- Google, “<http://oliviawise.ngeblogs.com/2009/11/19/prestasi-kerja>”.
- Handoko, T. Hani. *Manajemen Personalia dan Sumberdaya Manusia*. edisi kedua, BPFE, Yogyakarta, 1989.
- Irawan, Prasetya., Dra. Suryani S.F. Motik., Sri Wahyuni Krida Sakti. *Manajemen Sumber Daya Manusia*. STIA-LAN Press, Jakarta, 2000.
- Kompas, Koran. 22 April 2006.
- Mangkunegara, A.A. Anwar Prabu. *Evaluasi Kinerja SDM*. Refika Aditama, Bandung, 2006.
- Mathis, Robert L. dan John H. Jackson. *Manajemen Sumber Daya Manusia*. Buku Dua, Salemba Empat, Jakarta, 2002.
- Nawawi, Hadari. *Manajemen SDM unruk Bisnis yang kompetitif*. Jakarta, 1997.
- Rivai, Veithzal., Dato., dan Ahmad Fawzi Mohd. Basti. *Performance appraisal*. CV. Rajagrafindo Persada, Jakarta, 2005.
- Rivai, Veithzal., Ella Jauvani Sagala. *Manajemen Sumber Daya Manusia Untuk Perusahaan*. Edisi kedua, Rajawali Pers, Jakarta, 2009.
- Ruky, Achmad S. *Manajemen Dan Pengupahan Untuk Karyawan Perusahaan*. CV. Gramedia Pustaka Ilmu, Jakarta, 2006.
- Sulistiyani, Ambar Teguh dan Rosidah. *Manajemen Sumber Daya Manusia*. edisi pertama, Graha Ilmu, Yogyakarta, 2003.

Siagian, Sondang P. *Manajemen Sumber Daya Manusia*. Bumi Aksara, Jakarta, 1995.

Simanjuntak, Payman J. *Manajemen Kepegawaian*. Jakarta, 1985.

Sugiono. *Metode Penelitian Bisnis*. Bandung: CV ALFABETA, 1999.

Siagian, Sondang P. *Kiat Meningkatkan Produktivitas Kerja*. PT. Rineka Cipta, Jakarta, 2002.

Sofyandi, Herman. *Manajemen Sumber Daya Manusia*. Edisi pertama, Graha Ilmu, Jogjakarta, 2008.

Wibowo, M. Phil. *Manajemen Kinerja*. Edisi kedua, Rajawali Pers, Jakarta, 2009.



Tabul Tabulasi

MASUK - PRODUK MASSA

NO. Urut	DAFTAR NAMA PRODUK				SPESIFIKASI PRODUK LAINNYA				JAN	FEB	MRT	APR	MEI	JUNI	JULI	AGT	SEPT	OKT	NOV	DES
	CODE BRC.	TYPE	JENIS	UKURAN	MEREK	MODEL	KOMBINASI PRODUK													
							Status	Tutup												
1	RM-001	G-REG	PLS	12x12x7	Horist	TLS	Single	Ken	Ken	11.800	13.800	11.800	21.300	25.500	23.700	28.700	8.800	22.100	32.100	33.100
2	RM-002	G-REG	PLS	12x14x7	Horist	TLS	Single	Ken	Ken	16.500	15.800	18.800	25.300	38.000	40.000	31.900	22.800	28.200	38.000	23.900
3	RM-003	G-REG	PLS	12x16x7	Horist	TLS	Single	Ken	Ken	25.300	30.000	31.800	32.500	42.700	51.550	41.900	21.100	42.900	37.800	30.900
4	RM-004	G-REG	PLS	15x15x7	Horist	TLS	Single	Ken	Ken	4.200	-	-	-	-	-	-	-	-	-	-
5	RM-005	G-REG	KEB	12x12x7	Horist	TLS	Single	Ken	Ken	17.100	23.600	20.400	11.900	18.200	22.000	28.200	500	2.000	13.400	18.700
6	RM-006	G-REG	KEB	12x14x7	Horist	TLS	Single	Ken	Ken	14.800	28.900	35.200	15.600	24.100	42.400	41.800	-	900	800	22.200
7	RM-007	G-REG	KEB	12x16x7	Horist	TLS	Single	Ken	Ken	28.000	28.800	33.100	37.800	42.700	87.900	51.500	45.800	35.600	31.400	47.100
8	RM-008	G-KOKI	KEB	12x12x7	Jep Koki	TLS	Single	Ken	Ken	9.200	-	10.100	-	6.200	-	5.900	4.200	4.900	3.300	4.300
9	RM-009	G-KOKI	KEB	12x14x7	Jep Koki	TLS	Single	Ken	Ken	4.800	14.050	200	3.800	10.200	3.800	4.000	10.700	10.000	16.500	28.100
10	RM-010	G-KOKI	KEB	12x16x7	Jep Koki	TLS	Single	Ken	Ken	5.400	8.800	10.700	10.000	20.000	3.400	3.100	9.900	9.200	9.900	10.200
11	RM-011	G-SEL	KEB	12x12x7	Selendru	TLS	Single	Ken	Ken	-	-	-	2.500	6.100	-	-	-	-	-	-
12	RM-012	G-SEL	KEB	12x14x7	Selendru	TLS	Single	Ken	Ken	1.700	8.500	-	4.700	4.000	5.400	5.500	2.700	-	-	-
13	RM-013	G-SEL	KEB	12x16x7	Selendru	TLS	Single	Ken	Ken	8.100	12.000	5.800	4.200	4.000	5.400	5.500	2.700	-	-	-
14	RM-014	G-SPEC	KEB	12x14x7	Specta	TLS	Single	Ken	Ken	-	8.200	-	4.300	-	20.900	-	9.500	-	-	9.700
15	RM-015	G-SPEC	KEB	12x16x7	Specta	TLS	Single	Ken	Ken	-	7.400	5.100	-	1.600	23.100	23.200	22.600	-	-	15.900
16	RM-016	G-SPEC	KEB	15x15x7	Specta	TLS	Single	Ken	Ken	-	-	-	-	1.000	9.000	9.100	9.200	-	-	-
17	RM-017	TPSM	T/P	10 x 15	Reguler	TPS	Single	Ken	Ken	-	-	3.850	-	1.800	50	-	1.750	-	3.200	8.650
18	RM-018	TPSM	BWH	10x15x7	Reguler	TPS	Single	Ken	Ken	-	-	6.350	-	-	-	-	3.300	-	-	20.550
19	RM-019	TPSM	F/P	10x15x7	Reguler	TPS	Double	RM-023	RM-021	-	-	-	-	5.850	-	-	-	-	7.150	7.100
20	RM-020	TPSM	T/P	12 x 16	Reguler	TPS	Single	Ken	Ken	-	-	-	-	4.800	-	-	-	-	5.650	8.750
21	RM-021	TPSM	BWH	12x16x7	Reguler	TPS	Single	Ken	Ken	-	-	-	-	-	-	-	-	-	-	-
22	RM-022	TPSM	F/P	12x16x7	Reguler	TPS	Double	RM-023	RM-026	-	-	-	-	-	-	-	-	-	-	-
23	RM-023	TPSM	T/P	15 x 15	Horist	TPS	Single	Ken	Ken	15.000	9.300	20.050	-	7.150	26.450	33.850	4.400	17.600	22.000	23.450
24	RM-024	TPSM	T/P	15 x 15	Horist	TPS	Single	Ken	Ken	20.000	20.000	19.300	30.850	36.000	28.450	17.000	2.350	10.000	25.550	12.950
25	RM-025	TPSM	T/K	15 x 15	Horist	TPS	Single	Ken	Ken	30.000	30.000	32.900	17.400	21.750	48.700	32.700	28.850	28.600	38.850	17.550
26	RM-026	TPSM	BWH	15x15x7	Horist	TPS	Double	RM-033	RM-031	-	-	-	-	-	-	-	-	-	-	-
27	RM-027	TPSM	F/K	15x15x7	Horist	TPS	Double	RM-033	RM-032	-	-	-	-	-	-	-	-	-	-	-
28	RM-028	TPSM	T/P	18 x 18	Horist	TPS	Single	Ken	Ken	31.550	15.200	44.000	32.150	57.000	45.000	41.900	9.600	11.950	30.750	5.700
29	RM-029	TPSM	T/K	18 x 18	Horist	TPS	Single	Ken	Ken	50.000	23.450	42.100	61.250	106.100	69.050	60.350	44.450	56.750	41.400	55.850
30	RM-030	TPSM	BWH	18x18x8	Horist	TPS	Single	Ken	Ken	50.000	39.400	40.800	99.550	151.650	121.250	100.000	71.100	88.500	61.950	41.950
31	RM-031	TPSM	F/P	18x18x8	Horist	TPS	Double	RM-033	RM-036	-	-	-	-	-	-	-	-	-	-	-
32	RM-032	TPSM	T/K	18x18x8	Horist	TPS	Double	RM-033	RM-037	-	-	-	-	-	-	-	-	-	-	-
33	RM-033	TPSM	T/P	20 x 20	Horist	TPS	Single	Ken	Ken	32.000	29.650	40.050	38.600	53.100	41.100	32.350	31.500	30.750	32.000	21.850
34	RM-034	TPSM	T/K	20 x 20	Horist	TPS	Single	Ken	Ken	87.000	81.550	93.050	67.000	87.900	80.050	71.150	83.950	60.750	82.050	56.200
35	RM-035	TPSM	BWH	20x20x8	Horist	TPS	Single	Ken	Ken	92.850	80.450	84.800	72.300	75.150	61.300	102.300	71.800	61.000	161.400	85.400

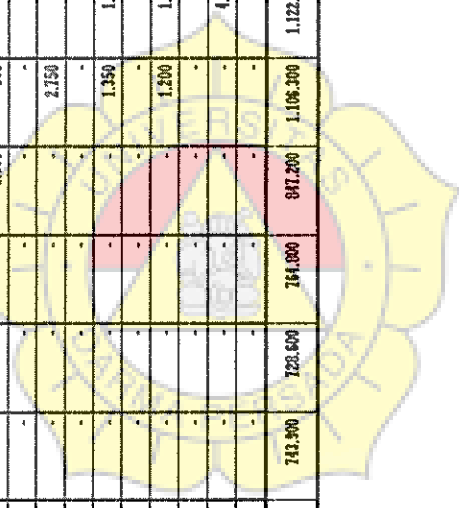
MASUK - PRODUK MASSA

NO. Urut	DAFTAR NAMA PRODUK				SPESIFIKASI PRODUK LAINNYA				JAN	FEB	MRT	APR	MEI	JUNI	JULI	AGT	SEPT	OKT	NOV	DES
	CODE BKG.	TYPE	JEMIS	UKURAN	MEKRE	MODEL	Status	KOMBINASI PRODUK												
36	RM-044	TPSM	F/P	20x20x8	Plonst	TPS	Double	RM-043	RM-041	-	-	-	-	-	-	-	-	-	-	-
37	RM-045	TPSM	F/K	20x20x8	Plonst	TPS	Double	RM-043	RM-042	-	-	-	-	-	-	-	-	-	-	-
38	RM-046	TPSM	T/P	22 x 22	Plonst	TPS	Single	RM-043	RM-041	21.150	24.850	18.650	23.050	15.250	39.350	8.050	7.350	11.750	10.050	10.500
39	RM-047	TPSM	T/P	22 x 22	Plonst	TPS	Single	RM-043	RM-041	21.000	13.850	16.450	29.350	21.150	31.100	16.100	16.600	31.100	19.800	16.550
40	RM-048	TPSM	BWH	22x22x8	Plonst	TPS	Single	RM-043	RM-041	30.000	20.350	32.800	49.750	46.350	56.000	35.500	23.800	37.250	21.300	39.650
41	RM-049	TPSM	F/P	22x22x8	Plonst	TPS	Double	RM-043	RM-041	-	-	-	-	-	-	-	-	-	-	-
42	RM-050	TPSM	F/K	22x22x8	Plonst	TPS	Double	RM-043	RM-041	-	-	-	-	-	-	-	-	-	-	-
43	RM-051	TPSM	T/P	25 x 25	Regular	TPS	Single	RM-052	RM-051	15.200	13.750	18.150	15.400	12.250	13.800	14.650	5.150	16.250	18.600	4.500
44	RM-052	TPSM	BWH	25x25x10	Regular	TPS	Single	RM-052	RM-051	15.500	10.850	14.900	16.400	11.100	13.650	13.700	3.600	11.600	12.400	18.650
45	RM-053	TPSM	F/P	25x25x10	Regular	TPS	Double	RM-052	RM-051	-	-	-	-	-	-	-	-	-	-	-
46	RM-054	TPSM	T/P	21 x 21	Regular	TPS	Single	RM-055	RM-054	3.250	3.300	2.750	2.150	1.500	4.550	2.400	1.050	2.000	3.500	1.150
47	RM-055	TPSM	BWH	21x21x11	Regular	TPS	Single	RM-055	RM-054	2.100	3.600	3.350	2.050	3.200	3.900	4.400	450	1.675	4.050	2.300
48	RM-056	TPSM	F/P	21x21x11	Regular	TPS	Double	RM-055	RM-054	-	-	-	-	-	-	-	-	-	-	-
49	RM-057	TPSM	T/P	30 x 30	Regular	TPS	Single	RM-055	RM-054	3.350	5.150	3.550	6.350	4.500	5.300	2.350	4.750	1.250	4.400	4.200
50	RM-058	TPSM	BWH	30x30x12	Regular	TPS	Single	RM-055	RM-054	2.050	4.000	2.800	4.650	4.300	3.900	3.150	4.250	3.750	4.700	3.000
51	RM-059	TPSM	F/P	30x30x12	Regular	TPS	Double	RM-055	RM-054	-	-	-	-	-	-	-	-	-	-	-
52	RM-060	TPSM	T/P	35 x 35	Regular	TPS	Single	RM-061	RM-060	2.000	1.600	1.750	2.200	1.200	1.600	-	600	2.950	800	3.200
53	RM-061	TPSM	BWH	35x35x15	Regular	TPS	Single	RM-061	RM-060	1.500	1.000	1.300	1.600	1.400	1.600	1.550	-	2.420	1.200	2.000
54	RM-062	TPSM	F/P	35x35x15	Regular	TPS	Double	RM-061	RM-060	-	-	-	-	-	-	-	-	-	-	-
55	RM-063	DSPM	T/P	15 x 15	Regular	TPS	Single	RM-064	RM-063	-	-	-	6.050	-	-	-	-	-	-	-
56	RM-064	DSPM	BWH	15x15x7	Regular	TPS	Single	RM-064	RM-063	-	-	-	-	-	-	-	-	-	-	-
57	RM-065	DSPM	F/P	15x15x7	Regular	TPS	Double	RM-064	RM-063	-	-	-	-	-	-	-	-	-	-	-
58	RM-066	DSPM	T/P	18 x 18	Regular	TPS	Single	RM-064	RM-063	13.050	13.700	11.050	26.600	19.700	16.150	15.750	15.200	16.550	4.250	3.500
59	RM-067	DSPM	BWH	18x18x8	Regular	TPS	Single	RM-064	RM-063	10.000	19.700	19.350	31.300	32.900	15.050	18.000	12.550	16.250	5.950	16.050
60	RM-068	DSPM	F/P	18x18x8	Regular	TPS	Double	RM-064	RM-063	-	-	-	-	-	-	-	-	-	-	-
61	RM-069	DSPM	T/P	20 x 20	Regular	TPS	Single	RM-064	RM-063	10.000	11.500	12.500	22.700	20.900	20.050	8.100	5.750	7.950	7.400	11.500
62	RM-070	DSPM	BWH	20x20x8	Regular	TPS	Single	RM-064	RM-063	10.000	20.800	21.500	20.600	38.000	36.700	31.150	39.450	36.900	20.100	17.950
63	RM-071	DSPM	F/P	20x20x8	Regular	TPS	Double	RM-070	RM-069	-	-	-	-	-	-	-	-	-	-	-
64	RM-072	DSPM	T/P	22 x 22	Regular	TPS	Single	RM-071	RM-070	2.300	3.650	9.150	4.250	1.750	3.900	6.000	9.800	-	11.000	-
65	RM-073	DSPM	BWH	22x22x8	Regular	TPS	Single	RM-071	RM-070	6.450	7.100	9.400	8.650	11.150	6.650	5.150	2.000	11.100	12.650	5.550
66	RM-074	DSPM	F/P	22x22x8	Regular	TPS	Double	RM-073	RM-072	-	-	-	-	-	-	-	-	-	-	-
67	RM-075	SEL-KU	T/K	18 x 18	Selratu	TPS	Single	RM-075	RM-074	9.600	-	-	-	-	-	-	-	-	-	-
68	RM-076	SEL-KU	BWH	18x18x8	Selratu	TPS	Single	RM-076	RM-075	550	1.900	7.950	2.200	2.100	-	2.150	-	1.150	18.200	5.050
69	RM-077	SEL-KU	F/K	18x18x8	Selratu	TPS	Double	RM-076	RM-075	-	-	-	-	-	-	-	-	-	-	-
70	RM-078	SEL-KU	T/K	20 x 20	Selratu	TPS	Single	RM-078	RM-077	-	-	-	-	-	-	-	-	-	-	-

TABEL TABELAN

MASUK - PRODUK MASSA

NO. Urut	DAFTAR NAMA PRODUK				SPESIFIKASI PRODUK LAINNYA				JAN	FEB	MRT	APR	MEI	JUNI	JULI	AGT	SEPT	OKT	NOV	DES	
	CODE BKG.	TYPE	JENIS	URUTAN	MERKE	MODEL	KOMBINASI PRODUK	STATUS													BAWAH
71	RM-019	SEL-KU	BWH	20x20x8	Seraku	TPS	TPS	Single	Non	Non	3.350	1.050	-	-	-	2.900	1.900	22.450	-	-	
72	RM-019	SEL-KU	F/K	20x20x8	Seraku	TPS	TPS	Double	RM-019	RM-018	-	-	-	-	-	-	-	-	-	-	
73	RM-081	SEL-KU	T/K	22 x 22	Seraku	TPS	TPS	Single	Non	Non	-	-	-	-	-	-	-	-	-	-	
74	RM-082	SEL-KU	BWH	22x22x8	Seraku	TPS	TPS	Single	Non	Non	-	-	-	-	-	-	3.150	150	2.000	-	
75	RM-083	SEL-KU	F/K	22x22x8	Seraku	TPS	TPS	Double	RM-082	RM-081	-	-	-	-	-	-	-	-	-	-	
76	RM-084	B-SEC	T/K	18 x 18	BESSIC	TPS	TPS	Single	Non	Non	10.350	-	-	-	-	-	-	-	-	-	
77	RM-088	B-SEC	F/K	16x16x6	BESSIC	TPS	TPS	Double	RM-036	RM-084	-	-	-	-	-	-	-	-	-	-	
78	RM-087	P-SEC	T/K	20 x 20	BESSIC	TPS	TPS	Single	Non	Non	-	-	-	-	-	-	-	-	-	-	
79	RM-088	P-SEC	F/K	20x20x8	BESSIC	TPS	TPS	Double	RM-043	RM-087	-	-	-	-	-	-	-	-	-	-	
80	RM-090	C-NIS	KMB	12x12x7	Jenis Manis	TPS	TPS	Single	Non	Non	-	-	-	-	-	-	-	-	-	-	
81	RM-091	C-NIS	KMB	12x12x7	Jenis Manis	TPS	TPS	Single	Non	Non	6.000	5.900	-	-	-	-	-	-	-	-	
82	RM-092	C-NIS	KMB	12x12x7	Jenis Manis	TPS	TPS	Single	Non	Non	1.800	3.250	-	-	-	-	-	-	-	-	
83	RM-095	TPSM	T/P	28 x 28	Reguler	TPS	TPS	Single	Non	Non	-	-	700	600	-	-	2.155	-	-	-	
84	RM-096	TPSM	BWH	28x28x12	Reguler	TPS	TPS	Single	Non	Non	-	1.350	800	400	-	-	-	-	-	1.890	
85	RM-097	TPSM	F/P	28x28x12	Reguler	TPS	TPS	Double	RM-086	RM-085	-	-	-	-	-	-	-	-	-	-	
86	RM-098	TRHD	T/CL	25x25x10	Tradisi	TPS	TPS	Single	Non	Non	-	-	-	-	-	-	-	-	3.190	-	
87	RM-099	TRHD	F/CL	25x25x10	Tradisi	TPS	TPS	Double	RM-052	RM-088	-	-	2.750	-	-	-	-	-	-	-	
88	RM-100	TRHD	T/CL	27x27x11	Tradisi	TPS	TPS	Single	Non	Non	-	1.350	1.250	-	-	-	-	-	-	-	
89	RM-101	TRHD	F/CL	27x27x11	Tradisi	TPS	TPS	Double	RM-055	RM-100	-	-	-	-	-	-	-	-	-	-	
90	RM-102	TRHD	T/CL	30x30x12	Tradisi	TPS	TPS	Single	Non	Non	-	1.200	1.600	-	-	-	-	-	-	-	
91	RM-103	TRHD	F/CL	30x30x12	Tradisi	TPS	TPS	Double	RM-038	RM-102	-	-	-	-	-	-	-	-	-	-	
92	RM-104	C-SPEC	KMB	12x12x7	Special	TPS	TPS	Single	Non	Non	-	-	-	4.600	3.750	6.200	-	-	-	-	
TOTAL KEBERHASILAN PRODUKSI										742.900	728.600	244.000	847.200	1.108.300	1.122.000	1.047.100	744.000	654.900	946.500	886.400	774.900



MASUK - PRODUK MASSA

NO. Urut	DAFTAR NAMA PRODUK				SPESIFIKASI PRODUK JAJINYA				JAN	FEB	MRT	APR	MEI	JUNI	JULI	AGT	SEPT	OKT	NOV	DES	
	CODE BRG.	TYPE	JENIS	UKURAN	MEREK	MODEL	KOMBINASI PRODUK														
							Status	Barah													
1	RM-001	G-REC	PLS	12x12x7	Pondit	TLS	Single	Non	Non	11.100	13.900	11.600	21.500	23.100	28.700	8.800	8.900	12.100	15.400	13.100	
2	RM-002	G-REC	PLS	12x14x7	Pondit	TLS	Single	Non	Non	16.500	15.800	18.800	25.300	40.000	31.900	22.800	5.400	8.200	20.800	20.500	20.500
3	RM-003	G-REC	PLS	12x16x7	Pondit	TLS	Single	Non	Non	25.300	30.000	33.800	32.500	59.350	41.900	23.400	16.700	22.900	27.800	30.500	30.500
4	RM-004	G-REC	PLS	15x15x7	Pondit	TLS	Single	Non	Non	4.200	-	-	-	-	-	-	-	-	-	-	-
5	RM-005	G-REC	KMB	12x12x7	Pondit	TLS	Single	Non	Non	17.100	29.600	20.400	11.900	18.200	22.000	28.200	500	2.000	13.400	11.600	4.200
6	RM-006	G-REC	KMB	12x14x7	Pondit	TLS	Single	Non	Non	14.800	26.500	35.200	15.600	24.100	42.100	41.000	-	900	800	22.200	30.300
7	RM-007	G-REC	KMB	12x16x7	Pondit	TLS	Single	Non	Non	20.600	28.800	33.100	37.800	42.700	67.800	51.500	45.000	31.400	27.100	64.900	64.900
8	RM-008	G-KOBI	KMB	12x12x7	Tjap Lohi	TLS	Single	Non	Non	5.200	-	10.100	-	5.200	-	5.900	4.200	1.900	9.300	4.300	4.300
9	RM-010	G-KOBI	KMB	12x14x7	Tjap Lohi	TLS	Single	Non	Non	4.800	14.150	200	3.000	10.200	3.000	4.600	10.700	10.000	16.600	16.600	20.100
10	RM-011	G-KOBI	KMB	12x16x7	Tjap Lohi	TLS	Single	Non	Non	5.400	8.800	10.700	10.000	20.000	3.400	3.700	19.900	9.200	9.900	10.200	16.400
11	RM-015	G-SEL	KMB	12x12x7	Seluruh	TLS	Single	Non	Non	-	-	-	-	-	-	-	-	-	-	-	-
12	RM-016	G-SEL	KMB	12x14x7	Seluruh	TLS	Single	Non	Non	1.700	8.500	-	2.500	6.100	-	-	10.200	-	-	-	-
13	RM-017	G-SEL	KMB	12x16x7	Seluruh	TLS	Single	Non	Non	8.100	12.000	5.800	4.700	4.000	5.400	5.500	2.700	-	-	-	-
14	RM-018	G-SPEC	KMB	12x14x7	Specta	TLS	Single	Non	Non	-	8.200	-	4.300	-	20.900	-	13.500	-	-	9.700	1.000
15	RM-019	G-SPEC	KMB	12x16x7	Specta	TLS	Single	Non	Non	-	7.900	5.600	-	1.600	22.100	13.200	42.600	-	-	-	16.900
16	RM-020	G-SPEC	KMB	15x15x7	Specta	TLS	Single	Non	Non	-	-	-	-	1.000	9.900	9.100	9.200	-	-	-	-
17	RM-021	TPSM	7/P	10 x 15	Regular	TPS	Single	Non	Non	-	-	3.800	1.050	50	-	-	1.750	-	3.200	8.450	-
18	RM-022	TPSM	BWH	10x15x7	Regular	TPS	Single	Non	Non	-	-	6.150	-	-	-	-	3.300	-	20.550	-	-
19	RM-024	TPSM	F/P	10x15x7	Regular	TPS	Double	RM-021	RM-021	-	-	-	-	-	-	-	-	-	-	-	-
20	RM-025	TPSM	7/P	12 x 16	Regular	TPS	Single	Non	Non	-	-	-	5.850	-	-	-	-	7.150	7.150	7.100	7.100
21	RM-026	TPSM	BWH	12x16x7	Regular	TPS	Single	Non	Non	-	-	-	4.800	-	-	-	8.600	-	-	5.550	8.750
22	RM-028	TPSM	F/P	12x16x7	Regular	TPS	Double	RM-026	RM-026	-	-	-	-	-	-	-	-	-	-	-	-
23	RM-031	TPSM	7/P	15 x 15	Pondit	TPS	Single	Non	Non	15.000	9.300	20.050	-	7.150	26.150	13.850	4.400	17.600	18.650	21.950	21.950
24	RM-032	TPSM	7/K	15 x 15	Pondit	TPS	Single	Non	Non	20.000	11.550	19.300	30.850	66.000	28.450	17.200	2.350	1.450	10.000	25.550	12.950
25	RM-033	TPSM	BWH	15x15x7	Pondit	TPS	Single	Non	Non	30.000	10.500	22.900	17.400	21.750	48.700	32.700	28.850	18.350	28.800	28.650	17.550
26	RM-034	TPSM	F/P	15x15x7	Pondit	TPS	Double	RM-033	RM-031	-	-	-	-	-	-	-	-	-	-	-	-
27	RM-035	TPSM	F/K	15x15x7	Pondit	TPS	Double	RM-033	RM-032	-	-	-	-	-	-	-	-	-	-	-	-
28	RM-036	TPSM	7/P	18 x 18	Pondit	TPS	Single	Non	Non	31.250	15.200	44.300	32.150	57.300	45.000	41.900	9.600	11.950	45.350	30.750	5.700
29	RM-037	TPSM	7/K	18 x 18	Pondit	TPS	Single	Non	Non	50.000	29.450	42.100	61.250	106.100	63.050	60.350	44.450	56.750	48.450	49.000	55.850
30	RM-038	TPSM	BWH	18x18x8	Pondit	TPS	Single	Non	Non	50.000	39.400	40.000	93.950	151.650	121.250	100.000	77.100	68.500	96.350	61.950	41.550
31	RM-039	TPSM	F/P	18x18x8	Pondit	TPS	Double	RM-038	RM-038	-	-	-	-	-	-	-	-	-	-	-	-
32	RM-040	TPSM	F/K	18x18x8	Pondit	TPS	Double	RM-038	RM-037	-	-	-	-	-	-	-	-	-	-	-	-
33	RM-041	TPSM	7/P	20 x 20	Pondit	TPS	Single	Non	Non	32.000	29.650	40.050	38.600	51.100	44.100	32.350	31.500	30.750	32.000	31.200	21.850
34	RM-042	TPSM	7/K	20 x 20	Pondit	TPS	Single	Non	Non	87.400	81.550	50.350	67.000	94.700	80.050	74.150	87.950	45.350	82.850	66.900	56.200
35	RM-043	TPSM	BWH	20x20x8	Pondit	TPS	Single	Non	Non	131.950	80.450	54.800	72.200	125.150	100.000	102.300	97.800	63.000	161.400	65.400	88.400

MASUK - PRODUK MASSA

NO. Urut	DAFTAR NAMA PRODUK				SPESIFIKASI PRODUK LAINNYA				JAN	FEB	MRT	APR	MEI	JUNI	JULI	AGT	SEPT	OKT	NOV	DES	
	CODE BKG.	TIPE	JENIS	UNWRN	MERKEK	MODEL	Status	Bersah Temp													
36	RM-041	TPSM	F/P	20x20x8	Parist	TPS	Double	RM-043	RM-041	-	-	-	-	-	-	-	-	-	-	-	
37	RM-045	TPSM	F/K	20x20x8	Parist	TPS	Double	RM-043	RM-042	-	-	-	-	-	-	-	-	-	-	-	
38	RM-046	TPSM	T/P	22 x 22	Parist	TPS	Single	RM-043	RM-042	21.150	10.100	14.300	18.650	25.050	15.250	39.350	8.050	7.350	11.150	10.050	10.500
39	RM-047	TPSM	T/K	22 x 22	Parist	TPS	Single	RM-043	RM-042	21.000	13.850	13.500	16.850	23.250	21.150	31.100	16.100	16.600	11.150	18.400	16.850
40	RM-048	TPSM	BWH	22x22x8	Parist	TPS	Single	RM-043	RM-042	30.000	20.350	21.850	39.800	41.150	46.350	58.000	35.500	23.800	37.250	24.300	39.650
41	RM-049	TPSM	F/P	22x22x8	Parist	TPS	Double	RM-043	RM-046	-	-	-	-	-	-	-	-	-	-	-	-
42	RM-049	TPSM	F/K	22x22x8	Parist	TPS	Double	RM-043	RM-047	-	-	-	-	-	-	-	-	-	-	-	-
43	RM-051	TPSM	T/P	25 x 25	Reguler	TPS	Single	RM-052	RM-051	15.200	13.150	15.600	18.150	15.400	12.250	13.800	14.650	5.150	16.250	16.600	4.500
44	RM-052	TPSM	BWH	25x25x10	Reguler	TPS	Single	RM-052	RM-051	15.500	10.650	19.650	14.500	16.400	13.100	13.650	19.000	3.650	11.600	12.400	18.650
45	RM-053	TPSM	F/P	25x25x10	Reguler	TPS	Double	RM-052	RM-051	-	-	-	-	-	-	-	-	-	-	-	-
46	RM-054	TPSM	T/P	27 x 27	Reguler	TPS	Single	RM-052	RM-051	3.250	3.200	2.900	2.150	2.150	1.500	4.950	2.400	1.050	2.600	3.500	1.450
47	RM-055	TPSM	BWH	27x27x11	Reguler	TPS	Single	RM-052	RM-051	2.100	3.600	880	3.350	2.050	3.200	3.900	4.400	450	1.675	4.050	2.300
48	RM-056	TPSM	F/P	27x27x11	Reguler	TPS	Double	RM-055	RM-054	-	-	-	-	-	-	-	-	-	-	-	-
49	RM-057	TPSM	T/P	30 x 30	Reguler	TPS	Single	RM-055	RM-054	3.350	5.150	3.550	3.350	6.350	4.500	5.300	2.350	4.750	1.250	4.400	4.200
50	RM-058	TPSM	BWH	30x30x12	Reguler	TPS	Single	RM-055	RM-054	2.050	4.000	2.800	4.650	6.600	4.900	3.500	3.150	4.250	3.750	4.700	3.000
51	RM-059	TPSM	F/P	30x30x12	Reguler	TPS	Double	RM-058	RM-057	-	-	-	-	-	-	-	-	-	-	-	-
52	RM-060	TPSM	T/P	35 x 35	Reguler	TPS	Single	RM-058	RM-057	2.000	1.600	1.600	1.150	2.200	1.200	1.600	-	600	2.850	800	3.200
53	RM-061	TPSM	BWH	35x35x15	Reguler	TPS	Single	RM-058	RM-057	1.500	1.600	900	1.300	1.600	1.400	800	1.550	2.420	1.200	2.600	-
54	RM-062	TPSM	F/P	35x35x15	Reguler	TPS	Double	RM-061	RM-060	-	-	-	-	-	-	-	-	-	-	-	-
55	RM-063	DSPM	T/P	15 x 15	Reguler	TPS	Single	RM-061	RM-060	-	-	-	-	-	-	-	-	-	-	-	-
56	RM-064	DSPM	BWH	15x15x7	Reguler	TPS	Single	RM-061	RM-060	-	-	-	-	-	-	-	-	-	-	-	-
57	RM-065	DSPM	F/P	15x15x7	Reguler	TPS	Double	RM-064	RM-063	-	-	-	-	-	-	-	-	-	-	-	-
58	RM-066	DSPM	T/P	18 x 18	Reguler	TPS	Single	RM-064	RM-063	13.050	13.100	11.050	26.600	23.000	19.700	16.450	15.150	15.300	6.550	4.250	3.500
59	RM-067	DSPM	BWH	18x18x8	Reguler	TPS	Single	RM-064	RM-063	10.000	19.700	19.350	31.300	30.850	32.900	15.050	18.000	12.550	16.250	5.950	16.050
60	RM-068	DSPM	F/P	18x18x8	Reguler	TPS	Double	RM-067	RM-066	-	-	-	-	-	-	-	-	-	-	-	-
61	RM-069	DSPM	T/P	20 x 20	Reguler	TPS	Single	RM-067	RM-066	10.000	11.600	2.500	22.100	23.600	30.900	20.050	8.100	5.750	7.950	7.400	11.500
62	RM-070	DSPM	BWH	20x20x8	Reguler	TPS	Single	RM-067	RM-066	10.000	20.800	23.500	37.900	60.100	38.000	36.700	34.150	39.450	26.400	20.100	17.950
63	RM-071	DSPM	F/P	20x20x8	Reguler	TPS	Double	RM-070	RM-069	-	-	-	-	-	-	-	-	-	-	-	-
64	RM-072	DSPM	T/P	22 x 22	Reguler	TPS	Single	RM-070	RM-069	2.300	3.650	-	9.150	4.250	1.150	3.900	6.000	9.800	-	-	-
65	RM-073	DSPM	BWH	22x22x8	Reguler	TPS	Single	RM-070	RM-069	6.450	7.100	5.050	9.900	8.650	11.150	6.650	15.150	2.800	11.100	13.650	5.950
66	RM-074	DSPM	F/P	22x22x8	Reguler	TPS	Double	RM-073	RM-072	-	-	-	-	-	-	-	-	-	-	-	-
67	RM-075	SEL-KU	T/K	18 x 18	Selatraku	TPS	Single	RM-073	RM-072	9.600	-	-	-	-	-	-	-	-	-	-	-
68	RM-076	SEL-KU	BWH	18x18x8	Selatraku	TPS	Single	RM-076	RM-075	550	1.800	7.950	-	2.200	2.100	-	18.150	-	1.150	18.700	5.050
69	RM-077	SEL-KU	F/K	18x18x8	Selatraku	TPS	Double	RM-076	RM-075	-	-	-	-	-	-	-	-	-	-	-	-
70	RM-078	SEL-KU	T/K	20 x 20	Selatraku	TPS	Single	RM-078	RM-077	-	-	-	-	-	-	-	-	-	-	-	-

MASUK - PRODUK MASSA

NO. Urut	DAFTAR NAMA PRODUK				SPESIFIKASI PRODUK LAINNYA				JAN	FEB	MRT	APR	MEI	JUNI	JULI	AGT	SEPT	OKT	NOV	DES	
	CODE BRC.	TYPE	JENIS	UKURAN	MELUKA	MODEL	Status	KOMBINASI PRODUK													
						Bawah		Tutup													
71	RM-019	SEL-KU	BWH	20x20x8	Seraku	TPS	Single	RM-019	RM-018	-	-	1.950	-	-	-	2.900	1.900	22.450	-	-	
72	RM-080	SEL-KU	F/K	20x20x8	Seraku	TPS	Double	RM-019	RM-018	-	-	-	-	-	-	-	-	-	-	-	
73	RM-081	SEL-KU	T/K	22 x 22	Seraku	TPS	Single	Non	Non	-	-	-	-	-	-	-	-	-	-	-	
74	RM-082	SEL-KU	BWH	22x22x8	Seraku	TPS	Single	Non	Non	-	-	-	-	-	-	-	3.150	150	2.800	-	
75	RM-083	SEL-KU	F/K	22x22x8	Seraku	TPS	Double	RM-082	RM-081	-	-	-	-	-	-	-	-	-	-	-	
76	RM-084	B-SEC	T/K	18 x 18	BESSIC	TPS	Single	Non	Non	10.350	-	-	-	-	-	-	-	-	-	-	
77	RM-088	B-SEC	F/K	18x18x8	BESSIC	TPS	Double	RM-038	RM-084	-	-	-	-	-	-	-	-	-	-	-	
78	RM-087	B-SEC	T/K	20 x 20	BESSIC	TPS	Single	Non	Non	-	-	-	-	-	-	-	-	-	-	-	
79	RM-089	B-SEC	F/K	20x20x8	BESSIC	TPS	Double	RM-043	RM-087	-	-	-	-	-	-	-	-	-	-	-	
80	RM-090	G-NIS	KMB	12x12x7	Laris Manis	TLS	Single	Non	Non	-	-	-	-	-	-	-	-	-	-	-	
81	RM-091	G-NIS	KMB	12x14x7	Laris Manis	TLS	Single	Non	Non	6.000	-	-	-	-	-	-	-	-	-	-	
82	RM-092	G-NIS	KMB	12x16x7	Laris Manis	TLS	Single	Non	Non	1.800	-	-	-	-	-	-	-	-	-	-	
83	RM-095	TPSB	T/P	28 x 28	Reguler	TPS	Single	Non	Non	-	-	700	-	-	-	-	-	2.155	-	-	
84	RM-096	TPSB	BWH	28x28x12	Reguler	TPS	Single	Non	Non	-	-	1.350	800	900	-	-	-	-	-	1.800	
85	RM-097	TPSB	F/P	28x28x12	Reguler	TPS	Double	RM-096	RM-095	-	-	-	-	-	-	-	-	-	-	-	
86	RM-098	TRHD	T/CL	25x25x10	Tradisi	TPS	Single	Non	Non	-	-	-	2.750	-	-	-	-	-	3.150	-	
87	RM-099	TRHD	F/CL	25x25x10	Tradisi	TPS	Double	RM-092	RM-098	-	-	-	-	-	-	-	-	-	-	-	
88	RM-100	TRHD	T/CL	27x27x11	Tradisi	TPS	Single	Non	Non	-	-	-	1.350	-	1.250	-	-	-	-	-	
89	RM-101	TRHD	F/CL	27x27x11	Tradisi	TPS	Double	RM-095	RM-100	-	-	-	-	-	-	-	-	-	-	3.050	
90	RM-102	TRHD	T/CL	30x30x12	Tradisi	TPS	Single	Non	Non	-	-	-	1.200	-	1.600	-	-	-	-	-	
91	RM-103	TRHD	F/CL	30x30x12	Tradisi	TPS	Double	RM-098	RM-102	-	-	-	-	-	-	-	-	-	-	-	
92	RM-104	G-SPEC	KMB	12x12x7	Specia	TLS	Single	Non	Non	-	-	-	-	-	3.750	6.700	-	-	-	-	
TOTAL KAPASITAS PRODUKSI										783.000	697.000	695.300	884.500	1.257.200	1.168.700	1.016.600	845.500	561.500	840.400	773.600	736.000

Tabel 7.1.1

MASUK - PRODUK MASSA

NO. Urut	DAFTAR NAMA PRODUK				SPESIFIKASI PRODUK LAINNYA				JAN	FEB	MRT	APR	MEI	JUNI	JULI	AGT	SEPT	OKT	NOV	DES
	CODE BRG.	TYPE	JENIS	UKURAN	MERKEK	MODEL	KOMBINASI PRODUK	Status												
1	RM-001	G-REG	PLS	12x12x7	Porist	TLS	Single	Non	11.100	12.800	11.600	21.300	25.500	28.700	8.000	8.800	12.100	15.400	13.100	
2	RM-002	G-REG	PLS	12x14x7	Porist	TLS	Single	Non	16.500	15.000	18.800	25.300	30.000	40.000	31.500	22.800	5.400	13.500	20.800	28.500
3	RM-003	G-REG	PLS	12x16x7	Porist	TLS	Single	Non	25.300	34.100	33.800	32.500	42.700	53.950	41.900	23.400	16.700	32.500	27.800	30.500
4	RM-004	G-REG	PLS	15x15x7	Porist	TLS	Single	Non	4.200	-	-	-	-	-	-	-	-	-	-	-
5	RM-005	G-REG	MEB	12x12x7	Porist	TLS	Single	Non	17.100	23.600	20.400	11.900	10.200	22.000	38.200	500	19.000	13.400	11.600	4.200
6	RM-006	G-REG	MEB	12x14x7	Porist	TLS	Single	Non	14.800	26.900	35.200	15.800	24.100	42.400	41.000	19.500	21.800	22.200	30.300	30.300
7	RM-007	G-REG	MEB	12x16x7	Porist	TLS	Single	Non	45.200	46.000	53.100	37.800	42.700	67.900	51.500	45.800	40.300	27.100	41.900	61.900
8	RM-008	G-ROHI	MEB	12x12x7	Top lehi	TLS	Single	Non	9.200	-	10.100	-	6.200	-	5.500	4.200	4.300	9.300	4.300	4.300
9	RM-010	G-ROHI	MEB	12x14x7	Top lob	TLS	Single	Non	4.800	14.050	290	3.000	10.200	3.800	4.600	10.700	10.000	16.800	20.100	20.100
10	RM-011	G-ROHI	MEB	12x16x7	Top lob	TLS	Single	Non	5.400	8.800	10.700	10.000	5.000	3.400	13.700	19.900	9.200	10.200	10.200	16.400
11	RM-015	G-SEL	MEB	12x12x7	Sebraktu	TLS	Single	Non	-	-	-	-	-	-	-	-	-	-	-	-
12	RM-016	G-SEL	MEB	12x14x7	Sebraktu	TLS	Single	Non	1.700	8.500	-	2.500	6.100	-	-	10.200	-	-	-	-
13	RM-017	G-SEL	MEB	12x16x7	Sebraktu	TLS	Single	Non	8.100	12.000	5.800	4.700	4.000	5.400	5.500	2.700	-	-	-	-
14	RM-018	G-SPEC	MEB	12x14x7	Specta	TLS	Single	Non	-	8.200	-	4.300	-	20.900	-	19.500	-	-	9.700	1.000
15	RM-019	G-SPEC	MEB	12x16x7	Specta	TLS	Single	Non	-	17.600	5.400	-	1.800	22.100	13.300	42.600	-	-	-	16.900
16	RM-020	G-SPEC	MEB	15x15x7	Specta	TLS	Single	Non	-	-	-	-	1.000	9.000	9.100	9.200	-	-	-	-
17	RM-021	TPSM	7/P	10 x 15	Regular	TPS	Single	Non	-	-	3.800	1.050	50	-	-	1.750	-	3.200	8.650	-
18	RM-022	TPSM	BWH	10x15x7	Regular	TPS	Single	Non	-	-	-	6.350	-	-	-	3.300	-	-	20.550	-
19	RM-024	TPSM	F/P	12x16x7	Regular	TPS	Double	RM-023	RM-021	-	-	-	5.850	-	-	-	-	-	7.150	7.100
20	RM-025	TPSM	7/P	12 x 16	Regular	TPS	Single	Non	-	-	-	-	4.800	-	-	-	-	-	5.650	29.050
21	RM-026	TPSM	BWH	12x16x7	Regular	TPS	Single	Non	-	-	-	-	-	-	-	-	-	-	-	-
22	RM-028	TPSM	F/P	12x16x7	Regular	TPS	Double	RM-028	RM-025	-	-	-	-	-	-	-	-	-	-	-
23	RM-031	TPSM	7/P	15 x 15	Porist	TPS	Single	Non	17.400	9.300	30.050	30.850	7.150	28.450	19.850	4.400	17.600	2.000	24.450	-
24	RM-032	TPSM	7/K	15 x 15	Porist	TPS	Single	Non	25.400	11.550	19.300	30.850	3.000	28.450	17.200	2.350	20.450	45.550	12.950	-
25	RM-033	TPSM	BWH	15x15x7	Porist	TPS	Single	Non	48.600	18.500	52.900	17.400	21.750	48.700	32.700	28.850	18.350	28.800	58.850	17.550
26	RM-034	TPSM	F/P	15x15x7	Porist	TPS	Double	RM-033	RM-031	-	-	-	-	-	-	-	-	-	-	-
27	RM-035	TPSM	F/K	15x15x7	Porist	TPS	Double	RM-033	RM-032	-	-	-	-	-	-	-	-	-	-	-
28	RM-036	TPSM	7/P	18 x 18	Porist	TPS	Single	Non	31.250	15.200	44.300	32.150	57.300	45.000	41.900	9.600	22.950	30.750	5.700	-
29	RM-037	TPSM	7/K	18 x 18	Porist	TPS	Single	Non	72.350	59.450	69.100	61.250	106.100	69.050	100.050	44.450	56.750	48.950	69.400	55.850
30	RM-038	TPSM	BWH	18x18x8	Porist	TPS	Single	Non	90.700	104.600	94.250	99.550	151.650	121.250	142.850	77.100	86.500	96.350	61.950	91.550
31	RM-039	TPSM	F/P	18x18x8	Porist	TPS	Double	RM-038	RM-035	-	-	-	-	-	-	-	-	-	-	-
32	RM-040	TPSM	F/K	18x18x8	Porist	TPS	Double	RM-038	RM-037	-	-	-	-	-	-	-	-	-	-	-
33	RM-041	TPSM	7/P	20 x 20	Porist	TPS	Single	Non	32.000	29.650	40.050	38.600	53.100	41.100	32.350	31.500	30.750	21.200	21.850	21.850
34	RM-042	TPSM	7/K	20 x 20	Porist	TPS	Single	Non	87.800	81.550	90.350	87.000	94.700	111.400	98.500	83.950	45.350	82.850	68.900	96.200
35	RM-043	TPSM	BWH	20x20x8	Porist	TPS	Single	Non	134.950	100.450	114.800	121.500	125.150	168.050	140.900	142.300	67.000	161.400	65.400	85.400

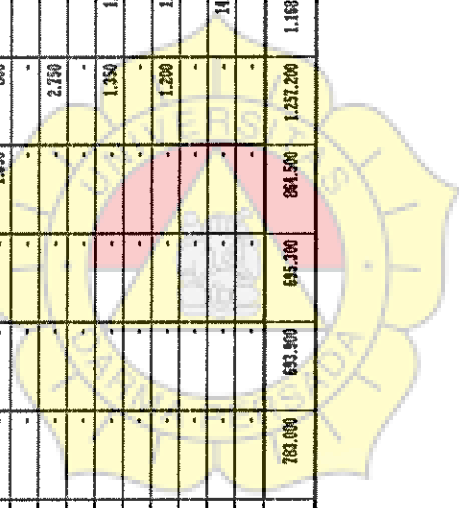
MASUK - PRODUK MASSA

No. Urut	DAFTAR NAMA PRODUK				SPESIFIKASI PRODUK LAUNYA				JAN	FEB	MRT	APR	MEI	JUNI	JULI	AGT	SEPT	OKT	NOV	DES	
	CODE BRC.	TYPE	JENIS	UKURAN	MERK	MODEL	KOMBINASI PRODUK	Status													Barak
36	RM-044	TPSM	F/P	20x20x8	Polist	TPS	Double	RM-043	RM-041	-	-	-	-	-	-	-	-	-	-	-	
37	RM-045	TPSM	F/K	20x20x8	Polist	TPS	Double	RM-043	RM-042	-	-	-	-	-	-	-	-	-	-	-	
38	RM-046	TPSM	T/P	22 x 22	Polist	TPS	Single	RM-046	RM-046	21.150	10.100	14.300	18.650	25.050	15.250	39.250	7.350	11.750	10.050	10.900	
39	RM-047	TPSM	T/K	22 x 22	Polist	TPS	Single	RM-046	RM-046	21.000	12.850	17.500	16.950	29.350	21.150	31.100	16.600	11.150	19.400	18.550	
40	RM-048	TPSM	BWH	22x22x8	Polist	TPS	Single	RM-048	RM-046	30.000	20.950	21.850	39.800	49.750	46.350	56.600	35.500	29.900	21.300	39.650	
41	RM-049	TPSM	F/P	22x22x8	Polist	TPS	Double	RM-048	RM-046	-	-	-	-	-	-	-	-	-	-	-	
42	RM-049	TPSM	F/K	22x22x8	Polist	TPS	Double	RM-048	RM-047	-	-	-	-	-	-	-	-	-	-	-	
43	RM-051	TPSM	T/P	25 x 25	Reguler	TPS	Single	RM-051	RM-051	15.200	13.750	15.600	18.150	15.600	12.250	13.900	14.550	5.450	16.250	18.600	4.900
44	RM-052	TPSM	BWH	25x25x10	Reguler	TPS	Single	RM-052	RM-051	15.500	10.850	19.650	14.950	16.200	13.100	13.550	19.000	3.600	11.600	12.400	18.550
45	RM-053	TPSM	F/P	25x25x10	Reguler	TPS	Double	RM-052	RM-051	-	-	-	-	-	-	-	-	-	-	-	
46	RM-054	TPSM	T/P	27 x 27	Reguler	TPS	Single	RM-054	RM-054	3.250	3.300	800	2.750	2.150	1.500	4.950	2.400	2.000	3.500	1.150	
47	RM-055	TPSM	BWH	27x27x11	Reguler	TPS	Single	RM-055	RM-054	2.100	3.600	800	3.350	2.050	3.200	3.900	4.400	450	1.575	4.050	2.900
48	RM-056	TPSM	F/P	27x27x11	Reguler	TPS	Double	RM-055	RM-054	-	-	-	-	-	-	-	-	-	-	-	
49	RM-057	TPSM	T/P	30 x 30	Reguler	TPS	Single	RM-057	RM-057	3.350	5.150	3.550	3.450	6.350	4.500	5.300	4.750	1.250	4.400	4.200	
50	RM-058	TPSM	BWH	30x30x12	Reguler	TPS	Single	RM-058	RM-057	2.050	4.000	2.800	4.650	6.600	4.300	3.900	4.250	3.150	4.250	4.700	3.000
51	RM-059	TPSM	F/P	30x30x12	Reguler	TPS	Double	RM-058	RM-057	-	-	-	-	-	-	-	-	-	-	-	
52	RM-060	TPSM	T/P	35 x 35	Reguler	TPS	Single	RM-060	RM-060	2.000	1.600	1.250	1.250	2.200	1.200	1.600	-	600	2.950	800	3.200
53	RM-061	TPSM	BWH	35x35x15	Reguler	TPS	Single	RM-061	RM-060	1.500	1.600	500	1.300	1.600	1.400	800	1.550	-	2.420	1.200	2.600
54	RM-062	TPSM	F/P	35x35x15	Reguler	TPS	Double	RM-061	RM-060	-	-	-	-	-	-	-	-	-	-	-	
55	RM-063	DSPN	T/P	15 x 15	Reguler	TPS	Single	RM-063	RM-063	-	-	-	-	6.050	-	-	-	-	-	-	
56	RM-064	DSPN	BWH	15x15x7	Reguler	TPS	Single	RM-064	RM-063	-	-	-	-	-	-	-	-	-	-	-	
57	RM-065	DSPN	F/P	15x15x7	Reguler	TPS	Double	RM-064	RM-063	-	-	-	-	-	-	-	-	-	-	-	
58	RM-066	DSPN	T/P	18 x 18	Reguler	TPS	Single	RM-066	RM-066	13.050	13.700	11.050	26.400	23.000	19.700	16.450	15.750	5.300	6.550	4.250	3.900
59	RM-067	DSPN	BWH	18x18x8	Reguler	TPS	Single	RM-067	RM-066	10.000	19.700	19.350	31.300	30.650	32.900	15.050	18.000	12.550	16.250	5.950	16.050
60	RM-068	DSPN	F/P	18x18x8	Reguler	TPS	Double	RM-067	RM-066	-	-	-	-	-	-	-	-	-	-	-	
61	RM-069	DSPN	T/P	20 x 20	Reguler	TPS	Single	RM-069	RM-069	10.000	11.500	2.500	22.700	23.600	30.900	20.950	8.100	5.750	7.950	7.400	11.500
62	RM-070	DSPN	BWH	20x20x8	Reguler	TPS	Single	RM-070	RM-069	10.000	20.800	23.900	37.900	50.100	38.000	36.700	34.150	39.450	26.400	20.100	17.950
63	RM-071	DSPN	F/P	20x20x8	Reguler	TPS	Double	RM-070	RM-069	-	-	-	-	-	-	-	-	-	-	-	
64	RM-072	DSPN	T/P	22 x 22	Reguler	TPS	Single	RM-072	RM-072	2.300	3.650	-	9.150	4.230	3.900	3.900	6.000	9.800	-	-	-
65	RM-073	DSPN	BWH	22x22x8	Reguler	TPS	Single	RM-073	RM-072	6.350	7.100	5.050	9.400	8.650	11.150	6.650	2.800	11.100	13.650	5.950	
66	RM-074	DSPN	F/P	22x22x8	Reguler	TPS	Double	RM-073	RM-072	-	-	-	-	-	-	-	-	-	-	-	
67	RM-075	SEL-RU	T/K	18 x 18	Seleraku	TPS	Single	RM-075	RM-075	3.000	-	-	-	-	-	-	-	-	-	-	
68	RM-076	SEL-RU	BWH	18x18x8	Seleraku	TPS	Single	RM-076	RM-075	550	1.900	7.950	-	2.200	2.100	-	18.150	-	1.150	18.200	5.050
69	RM-077	SEL-RU	F/K	18x18x8	Seleraku	TPS	Double	RM-076	RM-075	-	-	-	-	-	-	-	-	-	-	-	
70	RM-078	SEL-RU	T/K	20 x 20	Seleraku	TPS	Single	RM-078	RM-078	-	-	-	-	-	-	-	-	-	-	-	

Tabul Tabelari

MASUK - PRODUK MASSA

No. Urut	DAFTAR NAMA PRODUK				SPESIFIKASI PRODUK LAINNYA				JAN	FEB	MRT	APR	MEI	JUNI	JULI	AGT	SEPT	OKT	NOV	DES	
	CODE BRG.	TYPE	JENIS	UKURAN	MEREK	MODEL	KOMBINASI PRODUK														
							Status	Yatp													
71	EM-071	SEL-KU	BWH	20x20x8	Seleraku	TPS	Single	Non	Non	-	3.350	1.050	-	-	-	2.900	1.500	22.450	-	-	
72	EM-080	SEL-KU	F/K	20x20x8	Seleraku	TPS	Double	EM-019	EM-078	-	-	-	-	-	-	-	-	-	-	-	
73	EM-081	SEL-KU	T/K	22 x 22	Seleraku	TPS	Single	Non	Non	-	-	-	-	-	-	-	-	-	-	-	
74	EM-082	SEL-KU	BWH	22x22x8	Seleraku	TPS	Single	Non	Non	-	1.050	-	-	-	-	-	3.150	150	2.500	-	
75	EM-083	SEL-KU	F/K	22x22x8	Seleraku	TPS	Double	EM-082	EM-081	-	-	-	-	-	-	-	-	-	-	-	
76	EM-084	P-SEC	T/K	18 x 18	BESSIC	TPS	Single	Non	Non	10.150	-	-	-	-	-	-	-	-	-	-	
77	EM-085	P-SEC	F/K	18x18x8	BESSIC	TPS	Double	EM-038	EM-084	-	-	-	-	-	-	-	-	-	-	-	
78	EM-087	P-SEC	T/K	20 x 20	BESSIC	TPS	Single	Non	Non	-	-	-	-	-	-	-	-	-	-	-	
79	EM-088	P-SEC	F/K	20x20x8	BESSIC	TPS	Double	EM-043	EM-087	-	-	-	-	-	-	-	-	-	-	-	
80	EM-090	C-MIS	KEB	12x12x7	Laris Manis	TLS	Single	Non	Non	-	-	-	-	-	-	-	-	-	-	-	
81	EM-091	C-MIS	KEB	12x14x7	Laris Manis	TLS	Single	Non	Non	6.000	100	-	-	-	-	-	-	-	-	-	
82	EM-092	C-MIS	KEB	12x16x7	Laris Manis	TLS	Single	Non	Non	1.800	150	-	-	-	-	-	-	-	-	-	
83	EM-095	TP-SH	T/P	28 x 28	Reguler	TPS	Single	Non	Non	-	-	700	-	500	-	-	-	2.155	-	-	
84	EM-096	TP-SH	BWH	28x28x12	Reguler	TPS	Single	Non	Non	-	-	1.350	-	800	400	-	-	-	-	1.800	
85	EM-097	TP-SH	F/P	28x28x12	Reguler	TPS	Double	EM-096	EM-095	-	-	-	-	-	-	-	-	-	-	-	
86	EM-098	TRHD	T/CL	25x25x10	Tradisi	TPS	Single	Non	Non	-	-	-	2.750	-	-	-	-	-	-	-	
87	EM-099	TRHD	F/CL	25x25x10	Tradisi	TPS	Double	EM-092	EM-098	-	-	-	-	-	-	-	-	-	-	-	
88	EM-100	TRHD	T/CL	27x27x11	Tradisi	TPS	Single	Non	Non	-	-	-	1.350	-	1.250	-	-	-	-	-	
89	EM-101	TRHD	F/CL	27x27x11	Tradisi	TPS	Double	EM-095	EM-100	-	-	-	-	-	-	-	-	-	-	-	
90	EM-102	TRHD	T/CL	30x30x12	Tradisi	TPS	Single	Non	Non	-	-	-	1.200	-	1.600	-	-	-	-	-	
91	EM-103	TRHD	F/CL	30x30x12	Tradisi	TPS	Double	EM-098	EM-102	-	-	-	-	-	-	-	-	-	-	-	
92	EM-104	C-SPEC	KEB	12x12x7	Specta	TLS	Single	Non	Non	-	-	-	-	11.600	3.750	6.200	-	-	-	-	
TOTAL KEPERINTAS PRODUKSI										783.000	643.900	645.300	884.500	1.257.200	1.163.700	1.016.600	815.500	588.500	810.400	772.600	778.800



Lampiran 4. Data Karyawan

**DATA KARYAWAN BAGIAN PRODUKSI
CV. PANCA PEKERTI PAPERINDO TAHUN 2007 - 2009**

TAHUN	NAMA KARYAWAN					Total (orang)
	PITUNG	LEBA	POND	TRAPU	RESHING	
2007	1. Arief R	1. M. Iqbal	1. Abdul R	1. Juju M	1. Wawan R	26
	2. Rohman M	2. Sudrajat	2. Maman	2. Rika S	2. A. Dudung	
	3. Dadang S		3. Nanang	3. Maryati	3. Jejen	
	4. Ahmad J			4. Wulan D	4. Adi K	
				5. Siti R	5. Kumiawan	
				6. Indah		
				7. Dian		
				8. Nuraini		
				9. Dede I		
				10. Yuyun N		
				11. Ani F		
				12. Fadilah		
2008	1. Arief R	1. M. Iqbal	1. Abdul R	1. Juju M	1. Wawan R	29
	2. Rohman M	2. Sudrajat	2. Maman	2. Rika S	2. A. Dudung	
	3. Dadang S	3. Doni	3. Nanang	3. Maryati	3. Jejen	
	4. Ahmad J		4. Heri	4. Wulan D	4. Adi K	
				5. Siti R	5. Kumiawan	
				6. Indah	6. Agus S	
				7. Dian		
				8. Nuraini		
				9. Dede I		
				10. Yuyun N		
				11. Ani F		
				12. Fadilah		
2009	1. Arief R	1. M. Iqbal	1. Abdul R	1. Juju M	1. Wawan R	33
	2. Rohman M	2. Sudrajat	2. Maman	2. Rika S	2. A. Dudung	
		3. Doni	3. Nanang	3. Maryati	3. Jejen	
		4. Dadang S	4. Heri	4. Wulan D	4. Adi K	
			5. Ahmad J	5. Siti R	5. Kumiawan	
				6. Indah	6. Agus S	
				7. Dian	7. Tedi M	
				8. Nuraini	8. Wahyu R	
				9. Dede I		
				10. Yuyun N		
				11. Ani F		
				12. Fadilah		
				14. Sari N		
				15. Karmila		

Lampiran 5. Daftar Jenis Dan Type Produk

**DAFTAR JENIS DAN TYPE PRODUK DI CV. PANCA PEKERTI
PAPARINDO TAHUN 2007 – 2009**

NO. Urut	DAFTAR NAMA PRODUK			SPESIFIKASI PRODUK LAINNYA				
	CODE BRG.	TYPE	UKURAN	MEREK	MODEL	KOMBINASI PRODUK		
						Status	Bawah	Tutup
1	RM-001	G-REG	12x12x7	Florist	TLS	Single	Non	Non
2	RM-002	G-REG	12x14x7	Florist	TLS	Single	Non	Non
3	RM-003	G-REG	12x16x7	Florist	TLS	Single	Non	Non
4	RM-004	G-REG	15x15x7	Florist	TLS	Single	Non	Non
5	RM-005	G-REG	12x12x7	Florist	TLS	Single	Non	Non
6	RM-006	G-REG	12x14x7	Florist	TLS	Single	Non	Non
7	RM-007	G-REG	12x16x7	Florist	TLS	Single	Non	Non
8	RM-009	G-KOKI	12x12x7	Tjap Koki	TLS	Single	Non	Non
9	RM-010	G-KOKI	12x14x7	Tjap Koki	TLS	Single	Non	Non
10	RM-011	G-KOKI	12x16x7	Tjap Koki	TLS	Single	Non	Non
11	RM-015	G-SEL	12x12x7	Seleraku	TLS	Single	Non	Non
12	RM-016	G-SEL	12x14x7	Seleraku	TLS	Single	Non	Non
13	RM-017	G-SEL	12x16x7	Seleraku	TLS	Single	Non	Non
14	RM-018	G-SPEC	12x14x7	Specta	TLS	Single	Non	Non
15	RM-019	G-SPEC	12x16x7	Specta	TLS	Single	Non	Non
16	RM-020	G-SPEC	15x15x7	Specta	TLS	Single	Non	Non
17	RM-021	TPSM	10 x 15	Reguler	TPS	Single	Non	Non
18	RM-023	TPSM	10x15x7	Reguler	TPS	Single	Non	Non
19	RM-024	TPSM	10x15x7	Reguler	TPS	Double	RM-023	RM-021
20	RM-026	TPSM	12 x 16	Reguler	TPS	Single	Non	Non
21	RM-028	TPSM	12x16x7	Reguler	TPS	Single	Non	Non
22	RM-029	TPSM	12x16x7	Reguler	TPS	Double	RM-028	RM-026
23	RM-031	TPSM	15 x 15	Florist	TPS	Single	Non	Non
24	RM-032	TPSM	15 x 15	Florist	TPS	Single	Non	Non
25	RM-033	TPSM	15x15x7	Florist	TPS	Single	Non	Non
26	RM-034	TPSM	15x15x7	Florist	TPS	Double	RM-033	RM-031
27	RM-035	TPSM	15x15x7	Florist	TPS	Double	RM-033	RM-032
28	RM-036	TPSM	18 x 18	Florist	TPS	Single	Non	Non
29	RM-037	TPSM	18 x 18	Florist	TPS	Single	Non	Non
30	RM-038	TPSM	18x18x8	Florist	TPS	Single	Non	Non
31	RM-039	TPSM	18x18x8	Florist	TPS	Double	RM-038	RM-036
32	RM-040	TPSM	18x18x8	Florist	TPS	Double	RM-038	RM-037
33	RM-041	TPSM	20 x 20	Florist	TPS	Single	Non	Non
34	RM-042	TPSM	20 x 20	Florist	TPS	Single	Non	Non
35	RM-043	TPSM	20x20x8	Florist	TPS	Single	Non	Non

Lanjutan Lampiran 5

NO. Urut	DAFTAR NAMA PRODUK			SPESIFIKASI PRODUK LAINNYA				
	CODE BRG.	TYPE	UKURAN	MEREK	MODEL	KOMBINASI PRODUK		
						Status	Bawah	Tutup
36	RM-044	TPSM	20x20x8	Florist	TPS	Double	RM-043	RM-041
37	RM-045	TPSM	20x20x8	Florist	TPS	Double	RM-043	RM-042
38	RM-046	TPSM	22 x 22	Florist	TPS	Single	Non	Non
39	RM-047	TPSM	22 x 22	Florist	TPS	Single	Non	Non
40	RM-048	TPSM	22x22x8	Florist	TPS	Single	Non	Non
41	RM-049	TPSM	22x22x8	Florist	TPS	Double	RM-048	RM-046
42	RM-050	TPSM	22x22x8	Florist	TPS	Double	RM-048	RM-047
43	RM-051	TPSM	25 x 25	Reguler	TPS	Single	Non	Non
44	RM-052	TPSM	25x25x10	Reguler	TPS	Single	Non	Non
45	RM-053	TPSM	25x25x10	Reguler	TPS	Double	RM-052	RM-051
46	RM-054	TPSM	27 x 27	Reguler	TPS	Single	Non	Non
47	RM-055	TPSM	27x27x11	Reguler	TPS	Single	Non	Non
48	RM-056	TPSM	27x27x11	Reguler	TPS	Double	RM-055	RM-054
49	RM-057	TPSM	30 x 30	Reguler	TPS	Single	Non	Non
50	RM-058	TPSM	30x30x12	Reguler	TPS	Single	Non	Non
51	RM-059	TPSM	30x30x12	Reguler	TPS	Double	RM-058	RM-057
52	RM-060	TPSM	35 x 35	Reguler	TPS	Single	Non	Non
53	RM-061	TPSM	35x35x15	Reguler	TPS	Single	Non	Non
54	RM-062	TPSM	35x35x15	Reguler	TPS	Double	RM-061	RM-060
55	RM-063	DSPN	15 x 15	Reguler	TPS	Single	Non	Non
56	RM-064	DSPN	15x15x7	Reguler	TPS	Single	Non	Non
57	RM-065	DSPN	15x15x7	Reguler	TPS	Double	RM-064	RM-063
58	RM-066	DSPN	18 x 18	Reguler	TPS	Single	Non	Non
59	RM-067	DSPN	18x18x8	Reguler	TPS	Single	Non	Non
60	RM-068	DSPN	18x18x8	Reguler	TPS	Double	RM-067	RM-066
61	RM-069	DSPN	20 x 20	Reguler	TPS	Single	Non	Non
62	RM-070	DSPN	20x20x8	Reguler	TPS	Single	Non	Non
63	RM-071	DSPN	20x20x8	Reguler	TPS	Double	RM-070	RM-069
64	RM-072	DSPN	22 x 22	Reguler	TPS	Single	Non	Non
65	RM-073	DSPN	22x22x8	Reguler	TPS	Single	Non	Non
66	RM-074	DSPN	22x22x8	Reguler	TPS	Double	RM-073	RM-072
67	RM-075	SEL-KU	18 x 18	Seleraku	TPS	Single	Non	Non
68	RM-076	SEL-KU	18x18x8	Seleraku	TPS	Single	Non	Non
69	RM-077	SEL-KU	18x18x8	Seleraku	TPS	Double	RM-076	RM-075
70	RM-078	SEL-KU	20 x 20	Seleraku	TPS	Single	Non	Non

Lanjutan Lampiran 5

NO. Urut	DAFTAR NAMA PRODUK			SPESIFIKASI PRODUK LAINNYA				
	CODE BRG.	TYPE	UKURAN	MEREK	MODEL	KOMBINASI PRODUK		
						Status	Bawah	Tutup
71	RM-079	SEL-KU	20x20x8	Seleraku	TPS	Single	Non	Non
72	RM-080	SEL-KU	20x20x8	Seleraku	TPS	Double	RM-079	RM-078
73	RM-081	SEL-KU	22 x 22	Seleraku	TPS	Single	Non	Non
74	RM-082	SEL-KU	22x22x8	Seleraku	TPS	Single	Non	Non
75	RM-083	SEL-KU	22x22x8	Seleraku	TPS	Double	RM-082	RM-081
76	RM-084	B-SEC	18 x 18	BESSEC	TPS	Single	Non	Non
77	RM-086	B-SEC	18x18x8	BESSEC	TPS	Double	RM-038	RM-084
78	RM-087	B-SEC	20 x 20	BESSEC	TPS	Single	Non	Non
79	RM-089	B-SEC	20x20x8	BESSEC	TPS	Double	RM-043	RM-087
80	RM-090	G-NIS	12x12x7	Laris Manis	TLS	Single	Non	Non
81	RM-091	G-NIS	12x14x7	Laris Manis	TLS	Single	Non	Non
82	RM-092	G-NIS	12x16x7	Laris Manis	TLS	Single	Non	Non
83	RM-095	TPSM	28 x 28	Reguler	TPS	Single	Non	Non
84	RM-096	TPSM	28x28x12	Reguler	TPS	Single	Non	Non
85	RM-097	TPSM	28x28x12	Reguler	TPS	Double	RM-096	RM-095
86	RM-098	TRAD	25x25x10	Tradisi	TPS	Single	Non	Non
87	RM-099	TRAD	25x25x10	Tradisi	TPS	Double	RM-052	RM-098
88	RM-100	TRAD	27x27x11	Tradisi	TPS	Single	Non	Non
89	RM-101	TRAD	27x27x11	Tradisi	TPS	Double	RM-055	RM-100
90	RM-102	TRAD	30x30x12	Tradisi	TPS	Single	Non	Non
91	RM-103	TRAD	30x30x12	Tradisi	TPS	Double	RM-058	RM-102
92	RM-104	G-SPEC	12x12x7	Specta	TLS	Single	Non	Non



PANCA PEKERTI PAPERINDO

PAPER BOX INDUSTRIES & DESIGN

rian RT.03 RW.011 No.45 Kel. Jati Makmur, Kec.Pondok Gede Kode Pos 17413. Bekasi. Telp/Fax. (021) 84977033/9129271

SURAT KETERANGAN RISET

NO : 0580/P&U-III/2010

Yang bertanda tangan dibawah ini :


Nama : **Nurul Iman**
Jabatan : **Personalia dan Umum**

Menerangkan bahwa :

Nama : **Kartika Wati**
nim : **03410011**
Fak/Jur : **Ekonomi/Manajemen Universitas Darma Persada**

Penyerang yang bersangkutan telah mengadakan riset di CV. Panca Pekerti Paperindo dari bulan Februari sampai Maret 2010 guna keperluan penyusunan skripsi.

Demikian surat keterangan riset ini dibuat untuk dapat dipergunakan sebagaimana mestinya.



Jakarta, 12 Maret 2010

Nurul Iman
Personalia & Umum

RIWAYAT HIDUP



Penulis bernama Kartika Wati dilahirkan di kota Bekasi, Jawa Barat pada tanggal 25 Oktober 1983. Penulis adalah anak kedua dari empat bersaudara. Dilahirkan dari pasangan Bapak Mulyono Wiryoatmojo dan Ibu Tasmi.

Jenjang Pendidikan yang ditempuh penulis berawal dari Sekolah Dasar Negeri Eintara II Bekasi, dan lulus pada tahun 1996 dilanjutkan ke Sekolah Lanjutan Tingkat Pertama Negeri 14 Bekasi, dan lulus pada tahun 1999. Penulis melanjutkan kembali ke jenjang Sekolah Menengah Kejuruan Negeri 46 Jakarta dan Lulus pada tahun 2002. Pada tahun 2003 penulis melanjutkan pendidikan ke jenjang yang lebih tinggi yakni ke Universitas Darma Persada (UNSADA) Jakarta, Program Studi Sarjana Jurusan Manajemen, dengan mengambil judul Skripsi “Produktivitas Kerja Karyawan Pada Bagian Produksi Dalam Menghasilkan Produk (Studi Kasus) Di CV. Panca Pekerti Paperindo Jakarta”.

