

## BAB V

### KESIMPULAN DAN SARAN

#### A. Kesimpulan

Berdasarkan analisa pada bab 4, maka dapat ditarik kesimpulan tentang analisis strategi portofolio investasi saham dengan metode *Capital Asset Pricing Model* (CAPM) pada industri pertambangan. Kesimpulan yang dapat diperoleh yaitu:

1. Analisis strategi portofolio investasi saham dengan metode *Capital Asset Pricing Model* (CAPM) dapat memperlihatkan hasil tingkat pengembalian dan risiko (*rate of return and return*) dari saham yang bergerak pada industri pertambangan di Bursa Efek Indonesia (BEI).
2. Analisis strategi portofolio investasi saham dengan metode *Capital Asset Pricing Model* (CAPM) dapat memperlihatkan hasil risiko sistematis atau risiko pasar (beta) saham yang bergerak pada industri pertambangan di Bursa Efek Indonesia (BEI).
3. Analisis strategi portofolio investasi saham dengan metode *Capital Asset Pricing Model* (CAPM) dapat memperlihatkan hasil tingkat pengembalian yang diisyaratkan (*required rate of return*) dari saham yang bergerak pada industri pertambangan di Bursa Efek Indonesia (BEI).
4. Analisis strategi portofolio investasi saham dengan metode *Capital Asset Pricing Model* (CAPM) menunjukkan perbandingan antara tingkat pengembalian realisasi (*actual return*) dengan tingkat pengembalian yang diisyaratkan atau diinginkan oleh investor (*required rate of return*) pada saham yang bergerak pada industri pertambangan di Bursa Efek Indonesia (BEI).

## B. Saran

Untuk mendapatkan perhitungan hasil yang lebih optimal dari analisa yang sudah diperoleh melalui penjelasan-penjelasan pada bab-bab sebelumnya, maka penulis menyarankan bahwa:

1. Di dalam menanamkan suatu investasi, seorang investor harus dapat melihat peluang bisnis dan risiko bisnis. Serta dapat melihat efek dari *supply* dan *demand* dalam suatu investasi.
2. Dalam berinvestasi khususnya pada investasi saham, seorang investor harus mencermati *return* saham yang memiliki tingkat pengembalian yang besar untuk jangka panjang dan saham yang menghasilkan *return* yang sesuai dengan yang diharapkan serta harus kritis dalam mengambil keputusan.
3. Selain itu seorang investor harus memperhatikan faktor-faktor fundamental dari perusahaan yang ingin diinvestasikan. Dimana faktor-faktor fundamental dapat menjadi bahan pertimbangan untuk mengambil keputusan investasi.
4. Investor harus memperhatikan beta dari masing-masing saham yang juga berguna untuk mengukur seberapa besar tingkat sensitivitas saham terhadap pergerakan portofolio pasar dan mencerminkan keberanian investor dalam menanggung risiko.

Semoga apa yang telah penulis sarankan diatas kiranya dapat berguna bagi penyempurnaan dalam dunia investasi khususnya dalam bidang saham.

## DAFTAR PUSTAKA

- Bodie, Kane, dan Marcus. *Investments*. Edisi ketiga. United States of America :  
The McGraw-Hill Companies, Inc. 1996
- Bodie, Kane, dan Marcus. *Investments*. Edisi keempat. United States of America :  
The McGraw-Hill Companies, Inc. 1998
- Handaru, Sri. Dkk., *Manajemen Portofolio dan Analisis Investasi*. ANDI :  
Yogyakarta. 1996
- Husnan Suad. *Dasar-Dasar Teori portofolio dan Analisis Sekuritas*, Edisi ketiga,  
UPP AMP YKPN – Yogyakarta. 2001.
- Husnan Suad, *Dasar-dasar teori portofolio dan Analisis Sekuritas*, Edisi kelima,  
UPP AMP YKPN – Yogyakarta. 2005.
- Husnan Suad, *Teori Portofolio dan Implikasinya bagi Manajemen Keuangan*,  
Edisi kelima, BPFE – Yogyakarta. 2000.
- James C. Van Horne, John M. Wachowicz, JR. *Financial Management*. Buku satu  
dan dua, Salemba Empat, Jakarta 2007.
- Jogiyanto. *Teori portofolio dan Analisis Investasi*. Edisi kedua. Yogyakarta:  
BPFE. 1998
- Jogiyanto, *Teori Portofolio dan Analisis Investasi*. Edisi ketiga. Yogyakarta :  
BPFE. 2003
- Meyers, A Thomas. *Stock & Futures – Traders & Investors*. The Technical  
Analysis Course. Mc-Graw – Hill Book Company. London. 1989

Ritchie, C. John. *The fundamentals of Fundamental Analysis*. Probus Publishing Company. Chicago. 1993

Riyanto,B., *Dasar-Dasar Pembelanjaan Perusahaan*. Edisi ketiga. Yayasan Penerbit Gadjah Mada : Yogyakarta. 1990

Samsul, M., *Pasar Modal dan Manajemen Portofolio*. Erlangga. PT Glora Aksara Pratama. Jakarta. 2006

Sekaran. *Metodologi Penelitian*. Salemba Empat, Jakarta. 2003

Sharpe, W.F and Alexander.,G.J., *Investement*. 4<sup>th</sup> edition. Prentice – Hall International Editions.

Tandelilin Eduardus. *Analisis dan Manajemen Portofolio*. Edisi Pertama. Yogyakarta : BPFE. 2001

Zevi Bodie, Alex Kane, Alan J. Marcus. *Investments*. Edisi keenam. Buku satu dan dua. Salemba Empat. Jakarta. 2006.

[www.yahoofinance.com](http://www.yahoofinance.com)

[www.jsx.co.id](http://www.jsx.co.id)



*Daily Stock Return*  
**Adaro Energy Tbk.**  
 (Kode Emiten : ADRO)  
 January - December 2009

<i>Date</i>	<i>Close</i>	<i>Return</i>
Monday, January 05, 2009	520	
Tuesday, January 06, 2009	510	-0.0192
Wednesday, January 07, 2009	520	0.0196
Thursday, January 08, 2009	500	-0.0385
Friday, January 09, 2009	510	0.0200
Monday, January 12, 2009	550	0.0784
Tuesday, January 13, 2009	660	0.2000
Wednesday, January 14, 2009	680	0.0303
Thursday, January 15, 2009	660	-0.0294
Friday, January 16, 2009	670	0.0152
Monday, January 19, 2009	650	-0.0299
Tuesday, January 20, 2009	630	-0.0308
Wednesday, January 21, 2009	640	0.0159
Thursday, January 22, 2009	640	0.0000
Friday, January 23, 2009	640	0.0000
Monday, January 26, 2009	640	0.0000
Tuesday, January 27, 2009	690	0.0781
Wednesday, January 28, 2009	690	0.0000
Thursday, January 29, 2009	720	0.0435
Friday, January 30, 2009	740	0.0278
Monday, February 02, 2009	730	-0.0135
Tuesday, February 03, 2009	730	0.0000
Wednesday, February 04, 2009	770	0.0548
Thursday, February 05, 2009	820	0.0649
Friday, February 06, 2009	870	0.0610
Monday, February 09, 2009	830	-0.0460
Tuesday, February 10, 2009	850	0.0241
Wednesday, February 11, 2009	860	0.0118
Thursday, February 12, 2009	850	-0.0116
Friday, February 13, 2009	840	-0.0118
Monday, February 16, 2009	830	-0.0119
Tuesday, February 17, 2009	800	-0.0361
Wednesday, February 18, 2009	820	0.0250
Thursday, February 19, 2009	810	-0.0122
Friday, February 20, 2009	790	-0.0247
Monday, February 23, 2009	800	0.0127
Tuesday, February 24, 2009	780	-0.0250
Wednesday, February 25, 2009	780	0.0000
Thursday, February 26, 2009	770	-0.0128
Friday, February 27, 2009	770	0.0000
Monday, March 02, 2009	730	-0.0519
Tuesday, March 03, 2009	720	-0.0137
Wednesday, March 04, 2009	760	0.0556
Thursday, March 05, 2009	760	0.0000
Friday, March 06, 2009	750	-0.0132
Monday, March 09, 2009	750	0.0000
Tuesday, March 10, 2009	770	0.0267
Wednesday, March 11, 2009	770	0.0000
Thursday, March 12, 2009	770	0.0000
Friday, March 13, 2009	770	0.0000
Monday, March 16, 2009	750	-0.0260
Tuesday, March 17, 2009	740	-0.0133
Wednesday, March 18, 2009	740	0.0000
Thursday, March 19, 2009	740	0.0000
Friday, March 20, 2009	780	0.0541
Monday, March 23, 2009	820	0.0513
Tuesday, March 24, 2009	890	0.0854



Lampiran 1

Wednesday, March 25, 2009	890	0.0000
Thursday, March 26, 2009	890	0.0000
Friday, March 27, 2009	940	0.0562
Monday, March 30, 2009	890	-0.0532
Tuesday, March 31, 2009	880	-0.0112
Wednesday, April 01, 2009	890	0.0114
Thursday, April 02, 2009	890	0.0000
Friday, April 03, 2009	890	0.0000
Monday, April 06, 2009	910	0.0225
Tuesday, April 07, 2009	900	-0.0110
Wednesday, April 08, 2009	900	0.0000
Thursday, April 09, 2009	900	0.0000
Friday, April 10, 2009	900	0.0000
Monday, April 13, 2009	950	0.0556
Tuesday, April 14, 2009	970	0.0211
Wednesday, April 15, 2009	970	0.0000
Thursday, April 16, 2009	950	-0.0206
Friday, April 17, 2009	950	0.0000
Monday, April 20, 2009	980	0.0316
Tuesday, April 21, 2009	950	-0.0306
Wednesday, April 22, 2009	970	0.0211
Thursday, April 23, 2009	1,010.00	0.0412
Friday, April 24, 2009	1,000.00	-0.0099
Monday, April 27, 2009	1,020.00	0.0200
Tuesday, April 28, 2009	1,000.00	-0.0196
Wednesday, April 29, 2009	1,010.00	0.0100
Thursday, April 30, 2009	1,020.00	0.0099
Friday, May 01, 2009	1,060.00	0.0392
Monday, May 04, 2009	1,140.00	0.0755
Tuesday, May 05, 2009	1,130.00	-0.0088
Wednesday, May 06, 2009	1,160.00	0.0265
Thursday, May 07, 2009	1,200.00	0.0345
Friday, May 08, 2009	1,180.00	-0.0167
Monday, May 11, 2009	1,180.00	0.0000
Tuesday, May 12, 2009	1,170.00	-0.0035
Wednesday, May 13, 2009	1,180.00	0.0085
Thursday, May 14, 2009	1,100.00	-0.0678
Friday, May 15, 2009	1,070.00	-0.0273
Monday, May 18, 2009	1,080.00	0.0093
Tuesday, May 19, 2009	1,120.00	0.0370
Wednesday, May 20, 2009	1,130.00	0.0089
Thursday, May 21, 2009	1,130.00	0.0000
Friday, May 22, 2009	1,280.00	0.1327
Monday, May 25, 2009	1,310.00	0.0234
Tuesday, May 26, 2009	1,230.00	-0.0611
Wednesday, May 27, 2009	1,280.00	0.0407
Thursday, May 28, 2009	1,290.00	0.0078
Friday, May 29, 2009	1,340.00	0.0388
Monday, June 01, 2009	1,380.00	0.0299
Tuesday, June 02, 2009	1,370.00	-0.0072
Wednesday, June 03, 2009	1,300.00	-0.0511
Thursday, June 04, 2009	1,340.00	0.0308
Friday, June 05, 2009	1,320.00	-0.0149
Monday, June 08, 2009	1,290.00	-0.0227
Tuesday, June 09, 2009	1,300.00	0.0078
Wednesday, June 10, 2009	1,310.00	0.0077
Thursday, June 11, 2009	1,310.00	0.0000
Friday, June 12, 2009	1,300.00	-0.0076
Monday, June 15, 2009	1,260.00	-0.0308
Tuesday, June 16, 2009	1,260.00	0.0000
Wednesday, June 17, 2009	1,240.00	-0.0159
Thursday, June 18, 2009	1,180.00	-0.0484
Friday, June 19, 2009	1,240.00	0.0508
Monday, June 22, 2009	1,180.00	-0.0484
Tuesday, June 23, 2009	1,080.00	-0.0847
Wednesday, June 24, 2009	1,180.00	0.0926
Thursday, June 25, 2009	1,250.00	0.0593
Friday, June 26, 2009	1,240.00	-0.0080
Monday, June 29, 2009	1,220.00	-0.0161
Tuesday, June 30, 2009	1,200.00	-0.0164
Wednesday, July 01, 2009	1,200.00	0.0000
Thursday, July 02, 2009	1,180.00	-0.0167
Friday, July 03, 2009	1,170.00	-0.0085

Lampiran 1



Lampiran 1

Monday, July 06, 2009	1,130.00	-0.0342
Tuesday, July 07, 2009	1,190.00	0.0531
Wednesday, July 08, 2009	1,190.00	0.0000
Thursday, July 09, 2009	1,150.00	-0.0336
Friday, July 10, 2009	1,140.00	-0.0087
Monday, July 13, 2009	1,100.00	-0.0351
Tuesday, July 14, 2009	1,160.00	0.0545
Wednesday, July 15, 2009	1,180.00	0.0172
Thursday, July 16, 2009	1,160.00	-0.0169
Friday, July 17, 2009	1,150.00	-0.0086
Monday, July 20, 2009	1,150.00	0.0000
Tuesday, July 21, 2009	1,200.00	0.0435
Wednesday, July 22, 2009	1,180.00	-0.0167
Thursday, July 23, 2009	1,200.00	0.0169
Friday, July 24, 2009	1,210.00	0.0083
Monday, July 27, 2009	1,250.00	0.0331
Tuesday, July 28, 2009	1,270.00	0.0160
Wednesday, July 29, 2009	1,240.00	-0.0236
Thursday, July 30, 2009	1,260.00	0.0161
Friday, July 31, 2009	1,280.00	0.0159
Monday, August 03, 2009	1,280.00	0.0000
Tuesday, August 04, 2009	1,330.00	0.0391
Wednesday, August 05, 2009	1,360.00	0.0226
Thursday, August 06, 2009	1,460.00	0.0735
Friday, August 07, 2009	1,450.00	-0.0068
Monday, August 10, 2009	1,480.00	0.0207
Tuesday, August 11, 2009	1,460.00	-0.0135
Wednesday, August 12, 2009	1,410.00	-0.0342
Thursday, August 13, 2009	1,460.00	0.0355
Friday, August 14, 2009	1,450.00	-0.0068
Monday, August 17, 2009	1,450.00	0.0000
Tuesday, August 18, 2009	1,420.00	-0.0207
Wednesday, August 19, 2009	1,330.00	-0.0634
Thursday, August 20, 2009	1,410.00	0.0602
Friday, August 21, 2009	1,390.00	-0.0142
Monday, August 24, 2009	1,440.00	0.0360
Tuesday, August 25, 2009	1,390.00	-0.0347
Wednesday, August 26, 2009	1,390.00	0.0000
Thursday, August 27, 2009	1,350.00	-0.0288
Friday, August 28, 2009	1,350.00	0.0000
Monday, August 31, 2009	1,360.00	0.0074
Tuesday, September 01, 2009	1,360.00	0.0000
Wednesday, September 02, 2009	1,350.00	-0.0074
Thursday, September 03, 2009	1,350.00	0.0000
Friday, September 04, 2009	1,340.00	-0.0074
Monday, September 07, 2009	1,330.00	-0.0075
Tuesday, September 08, 2009	1,380.00	0.0376
Wednesday, September 09, 2009	1,360.00	-0.0145
Thursday, September 10, 2009	1,370.00	0.0074
Friday, September 11, 2009	1,370.00	0.0000
Monday, September 14, 2009	1,350.00	-0.0146
Tuesday, September 15, 2009	1,350.00	0.0000
Wednesday, September 16, 2009	1,370.00	0.0148
Thursday, September 17, 2009	1,390.00	0.0146
Friday, September 18, 2009	1,390.00	0.0000
Monday, September 21, 2009	1,390.00	0.0000
Tuesday, September 22, 2009	1,390.00	0.0000
Wednesday, September 23, 2009	1,390.00	0.0000
Thursday, September 24, 2009	1,400.00	0.0072
Friday, September 25, 2009	1,400.00	0.0000
Monday, September 28, 2009	1,410.00	0.0071
Tuesday, September 29, 2009	1,420.00	0.0071
Wednesday, September 30, 2009	1,430.00	0.0070
Thursday, October 01, 2009	1,420.00	-0.0070
Friday, October 02, 2009	1,400.00	-0.0141
Monday, October 05, 2009	1,420.00	0.0143
Tuesday, October 06, 2009	1,440.00	0.0141
Wednesday, October 07, 2009	1,410.00	-0.0208
Thursday, October 08, 2009	1,390.00	-0.0142
Friday, October 09, 2009	1,400.00	0.0072
Monday, October 12, 2009	1,380.00	-0.0143
Tuesday, October 13, 2009	1,390.00	0.0072
Wednesday, October 14, 2009	1,430.00	0.0288
Thursday, October 15, 2009	1,450.00	0.0140
Friday, October 16, 2009	1,460.00	0.0069

Page 1 of 1



Lampiran 1

Monday, October 19, 2009	1.530.00	0.0479
Tuesday, October 20, 2009	1.510.00	-0.0131
Wednesday, October 21, 2009	1.560.00	0.0331
Thursday, October 22, 2009	1.520.00	-0.0256
Friday, October 23, 2009	1.620.00	0.0658
Monday, October 26, 2009	1.600.00	-0.0123
Tuesday, October 27, 2009	1.570.00	-0.0188
Wednesday, October 28, 2009	1.520.00	-0.0318
Thursday, October 29, 2009	1.540.00	0.0132
Friday, October 30, 2009	1.540.00	0.0000
Monday, November 02, 2009	1.580.00	0.0260
Tuesday, November 03, 2009	1.510.00	-0.0443
Wednesday, November 04, 2009	1.560.00	0.0331
Thursday, November 05, 2009	1.540.00	-0.0128
Friday, November 06, 2009	1.540.00	0.0000
Monday, November 09, 2009	1.540.00	0.0000
Tuesday, November 10, 2009	1.510.00	-0.0195
Wednesday, November 11, 2009	1.550.00	0.0265
Thursday, November 12, 2009	1.620.00	0.0452
Friday, November 13, 2009	1.710.00	0.0556
Monday, November 16, 2009	1.710.00	0.0000
Tuesday, November 17, 2009	1.700.00	-0.0058
Wednesday, November 18, 2009	1.700.00	0.0000
Thursday, November 19, 2009	1.680.00	-0.0118
Friday, November 20, 2009	1.700.00	0.0119
Monday, November 23, 2009	1.770.00	0.0412
Tuesday, November 24, 2009	1.710.00	-0.0339
Wednesday, November 25, 2009	1.720.00	0.0058
Thursday, November 26, 2009	1.670.00	-0.0291
Friday, November 27, 2009	1.670.00	0.0000
Monday, November 30, 2009	1.740.00	0.0419
Tuesday, December 01, 2009	1.740.00	0.0000
Wednesday, December 02, 2009	1.730.00	-0.0057
Thursday, December 03, 2009	1.750.00	0.0116
Friday, December 04, 2009	1.750.00	0.0000
Monday, December 07, 2009	1.710.00	-0.0229
Tuesday, December 08, 2009	1.700.00	-0.0058
Wednesday, December 09, 2009	1.740.00	0.0235
Thursday, December 10, 2009	1.730.00	-0.0057
Friday, December 11, 2009	1.750.00	0.0116
Monday, December 14, 2009	1.740.00	-0.0057
Tuesday, December 15, 2009	1.730.00	-0.0057
Wednesday, December 16, 2009	1.750.00	0.0116
Thursday, December 17, 2009	1.720.00	-0.0171
Monday, December 21, 2009	1.680.00	-0.0233
Tuesday, December 22, 2009	1.710.00	0.0179
Wednesday, December 23, 2009	1.700.00	-0.0058
Monday, December 28, 2009	1.720.00	0.0118
Tuesday, December 29, 2009	1.730.00	0.0058
Wednesday, December 30, 2009	1.730.00	0.0000

Lampiran 1



**Daily Stock Return**  
**Aneka Tambang (Persero)**  
**(Kode Emiten : ANTM)**  
**January - December 2009**

Empiris 1 b

<i>Date</i>	<i>Close</i>	<i>Return</i>
Monday, January 05, 2009	1,230.00	
Tuesday, January 06, 2009	1,180.00	-0.0407
Wednesday, January 07, 2009	1,230.00	0.0424
Thursday, January 08, 2009	1,160.00	-0.0569
Friday, January 09, 2009	1,250.00	0.0776
Monday, January 12, 2009	1,220.00	-0.0240
Tuesday, January 13, 2009	1,150.00	-0.0574
Wednesday, January 14, 2009	1,150.00	0.0000
Thursday, January 15, 2009	1,060.00	-0.0783
Friday, January 16, 2009	1,120.00	0.0566
Monday, January 19, 2009	1,120.00	0.0000
Tuesday, January 20, 2009	1,110.00	-0.0089
Wednesday, January 21, 2009	1,090.00	-0.0180
Thursday, January 22, 2009	1,100.00	0.0092
Friday, January 23, 2009	1,060.00	-0.0364
Tuesday, January 27, 2009	1,120.00	0.0566
Wednesday, January 28, 2009	1,100.00	-0.0179
Thursday, January 29, 2009	1,100.00	0.0000
Friday, January 30, 2009	1,110.00	0.0091
Monday, February 02, 2009	1,080.00	-0.0270
Tuesday, February 03, 2009	1,070.00	-0.0093
Wednesday, February 04, 2009	1,070.00	0.0000
Thursday, February 05, 2009	1,080.00	0.0093
Friday, February 06, 2009	1,110.00	0.0278
Monday, February 09, 2009	1,090.00	-0.0180
Tuesday, February 10, 2009	1,160.00	0.0642
Wednesday, February 11, 2009	1,160.00	0.0000
Thursday, February 12, 2009	1,110.00	-0.0431
Friday, February 13, 2009	1,150.00	0.0360
Monday, February 16, 2009	1,120.00	-0.0261
Tuesday, February 17, 2009	1,110.00	-0.0089
Wednesday, February 18, 2009	1,100.00	-0.0090
Thursday, February 19, 2009	1,140.00	0.0364
Friday, February 20, 2009	1,140.00	0.0000
Monday, February 23, 2009	1,230.00	0.0789
Tuesday, February 24, 2009	1,230.00	0.0000
Wednesday, February 25, 2009	1,200.00	-0.0244
Thursday, February 26, 2009	1,180.00	-0.0167
Friday, February 27, 2009	1,200.00	0.0169
Monday, March 02, 2009	1,160.00	-0.0333
Tuesday, March 03, 2009	1,160.00	0.0000
Wednesday, March 04, 2009	1,160.00	0.0000
Thursday, March 05, 2009	1,130.00	-0.0259
Friday, March 06, 2009	1,140.00	0.0088
Tuesday, March 10, 2009	1,090.00	-0.0439
Wednesday, March 11, 2009	1,070.00	-0.0183
Thursday, March 12, 2009	1,070.00	0.0000
Friday, March 13, 2009	1,080.00	0.0093
Monday, March 16, 2009	1,080.00	0.0000
Tuesday, March 17, 2009	1,070.00	-0.0093
Wednesday, March 18, 2009	1,060.00	-0.0093
Thursday, March 19, 2009	1,070.00	0.0094
Friday, March 20, 2009	1,120.00	0.0467
Monday, March 23, 2009	1,140.00	0.0179
Tuesday, March 24, 2009	1,150.00	0.0088
Wednesday, March 25, 2009	1,120.00	-0.0261
Friday, March 27, 2009	1,130.00	0.0089



Empiris 1 b

Monday, March 30, 2009	1,100.00	-0.0265
Tuesday, March 31, 2009	1,090.00	-0.0091
Wednesday, April 01, 2009	1,100.00	0.0092
Thursday, April 02, 2009	1,150.00	0.0455
Friday, April 03, 2009	1,200.00	0.0435
Monday, April 06, 2009	1,260.00	0.0500
Tuesday, April 07, 2009	1,210.00	-0.0397
Wednesday, April 08, 2009	1,210.00	0.0000
Monday, April 13, 2009	1,280.00	0.0579
Tuesday, April 14, 2009	1,310.00	0.0234
Wednesday, April 15, 2009	1,430.00	0.0916
Thursday, April 16, 2009	1,460.00	0.0210
Friday, April 17, 2009	1,420.00	-0.0274
Monday, April 20, 2009	1,450.00	0.0211
Tuesday, April 21, 2009	1,400.00	-0.0345
Wednesday, April 22, 2009	1,310.00	-0.0643
Thursday, April 23, 2009	1,290.00	-0.0153
Friday, April 24, 2009	1,270.00	-0.0155
Monday, April 27, 2009	1,280.00	0.0079
Tuesday, April 28, 2009	1,290.00	0.0078
Wednesday, April 29, 2009	1,340.00	0.0388
Thursday, April 30, 2009	1,430.00	0.0672
Friday, May 01, 2009	1,370.00	-0.0420
Monday, May 04, 2009	1,440.00	0.0511
Tuesday, May 05, 2009	1,530.00	0.0625
Wednesday, May 06, 2009	1,650.00	0.0784
Thursday, May 07, 2009	1,730.00	0.0485
Friday, May 08, 2009	1,910.00	0.1040
Monday, May 11, 2009	1,910.00	0.0000
Tuesday, May 12, 2009	2,050.00	0.0733
Wednesday, May 13, 2009	1,990.00	-0.0293
Thursday, May 14, 2009	1,760.00	-0.1156
Friday, May 15, 2009	1,690.00	-0.0398

Lampiran 1-b



1000010

Monday, May 18, 2009	1,740.00	0.0296
Tuesday, May 19, 2009	1,890.00	0.0862
Wednesday, May 20, 2009	1,880.00	-0.0053
Friday, May 22, 2009	1,900.00	0.0106
Monday, May 25, 2009	1,960.00	0.0316
Tuesday, May 26, 2009	1,910.00	-0.0255
Wednesday, May 27, 2009	1,960.00	0.0262
Thursday, May 28, 2009	1,960.00	0.0000
Friday, May 29, 2009	1,980.00	0.0102
Monday, June 01, 2009	2,375.00	0.1995
Tuesday, June 02, 2009	2,200.00	-0.0737
Wednesday, June 03, 2009	2,175.00	-0.0114
Thursday, June 04, 2009	2,250.00	0.0345
Friday, June 05, 2009	2,325.00	0.0333
Monday, June 08, 2009	2,200.00	-0.0538
Tuesday, June 09, 2009	2,275.00	0.0341
Wednesday, June 10, 2009	2,375.00	0.0440
Thursday, June 11, 2009	2,325.00	-0.0211
Friday, June 12, 2009	2,325.00	0.0000
Monday, June 15, 2009	2,225.00	-0.0430
Tuesday, June 16, 2009	2,200.00	-0.0112
Wednesday, June 17, 2009	2,175.00	-0.0114
Thursday, June 18, 2009	2,000.00	-0.0805
Friday, June 19, 2009	2,000.00	0.0000
Monday, June 22, 2009	1,970.00	-0.0150
Tuesday, June 23, 2009	1,850.00	-0.0609
Wednesday, June 24, 2009	2,050.00	0.1081
Thursday, June 25, 2009	2,075.00	0.0122
Friday, June 26, 2009	2,050.00	-0.0120
Monday, June 29, 2009	2,050.00	0.0000
Tuesday, June 30, 2009	2,025.00	-0.0122
Wednesday, July 01, 2009	2,050.00	0.0123
Thursday, July 02, 2009	2,075.00	0.0122
Friday, July 03, 2009	2,050.00	-0.0120
Monday, July 06, 2009	1,920.00	-0.0634
Tuesday, July 07, 2009	2,000.00	0.0417
Thursday, July 09, 2009	1,950.00	-0.0250
Friday, July 10, 2009	1,930.00	-0.0103
Monday, July 13, 2009	1,850.00	-0.0415
Tuesday, July 14, 2009	1,870.00	0.0108
Wednesday, July 15, 2009	1,940.00	0.0374
Thursday, July 16, 2009	1,900.00	-0.0206
Friday, July 17, 2009	1,900.00	0.0000



Langgawi 11

Tuesday, July 21, 2009	2,025.00	0.0658
Wednesday, July 22, 2009	1,980.00	-0.0222
Thursday, July 23, 2009	2,125.00	0.0732
Friday, July 24, 2009	2,100.00	-0.0118
Monday, July 27, 2009	2,125.00	0.0119
Tuesday, July 28, 2009	2,150.00	0.0118
Wednesday, July 29, 2009	2,075.00	-0.0349
Thursday, July 30, 2009	2,125.00	0.0241
Friday, July 31, 2009	2,200.00	0.0353
Monday, August 03, 2009	2,300.00	0.0455
Tuesday, August 04, 2009	2,300.00	0.0000
Wednesday, August 05, 2009	2,300.00	0.0000
Thursday, August 06, 2009	2,475.00	0.0761
Friday, August 07, 2009	2,375.00	-0.0404
Monday, August 10, 2009	2,400.00	0.0105
Tuesday, August 11, 2009	2,700.00	0.1250
Wednesday, August 12, 2009	2,600.00	-0.0370
Thursday, August 13, 2009	2,725.00	0.0481
Friday, August 14, 2009	2,650.00	-0.0275
Tuesday, August 18, 2009	2,575.00	-0.0283
Wednesday, August 19, 2009	2,375.00	-0.0777
Thursday, August 20, 2009	2,450.00	0.0316
Friday, August 21, 2009	2,425.00	-0.0102
Monday, August 24, 2009	2,525.00	0.0412
Tuesday, August 25, 2009	2,500.00	-0.0099
Wednesday, August 26, 2009	2,475.00	-0.0100
Thursday, August 27, 2009	2,375.00	-0.0404
Friday, August 28, 2009	2,400.00	0.0105
Monday, August 31, 2009	2,275.00	-0.0521
Tuesday, September 01, 2009	2,250.00	-0.0110
Wednesday, September 02, 2009	2,200.00	-0.0222
Thursday, September 03, 2009	2,275.00	0.0341
Friday, September 04, 2009	2,325.00	0.0220
Monday, September 07, 2009	2,300.00	-0.0108
Tuesday, September 08, 2009	2,525.00	0.0978
Wednesday, September 09, 2009	2,450.00	-0.0297
Thursday, September 10, 2009	2,450.00	0.0000
Friday, September 11, 2009	2,450.00	0.0000
Monday, September 14, 2009	2,450.00	0.0000
Tuesday, September 15, 2009	2,475.00	0.0102
Wednesday, September 16, 2009	2,600.00	0.0505
Thursday, September 17, 2009	2,575.00	-0.0096
Thursday, September 24, 2009	2,550.00	-0.0097
Friday, September 25, 2009	2,500.00	-0.0196
Monday, September 28, 2009	2,400.00	-0.0400
Tuesday, September 29, 2009	2,425.00	0.0104
Wednesday, September 30, 2009	2,450.00	0.0103
Thursday, October 01, 2009	2,475.00	0.0102
Friday, October 02, 2009	2,500.00	0.0101



Lampiran 1 b

Monday, October 05, 2009	2,475.00	-0.0100
Tuesday, October 06, 2009	2,525.00	0.0202
Wednesday, October 07, 2009	2,600.00	0.0297
Thursday, October 08, 2009	2,675.00	0.0288
Friday, October 09, 2009	2,625.00	-0.0187
Monday, October 12, 2009	2,575.00	-0.0190
Tuesday, October 13, 2009	2,575.00	0.0000
Wednesday, October 14, 2009	2,625.00	0.0194
Thursday, October 15, 2009	2,625.00	0.0000
Friday, October 16, 2009	2,625.00	0.0000
Monday, October 19, 2009	2,650.00	0.0095
Tuesday, October 20, 2009	2,575.00	-0.0283
Wednesday, October 21, 2009	2,575.00	0.0000
Thursday, October 22, 2009	2,550.00	-0.0097
Friday, October 23, 2009	2,575.00	0.0098
Monday, October 26, 2009	2,550.00	-0.0097
Tuesday, October 27, 2009	2,475.00	-0.0294
Wednesday, October 28, 2009	2,300.00	-0.0707
Thursday, October 29, 2009	2,275.00	-0.0109
Friday, October 30, 2009	2,275.00	0.0000
Monday, November 02, 2009	2,250.00	-0.0110
Tuesday, November 03, 2009	2,175.00	-0.0333
Wednesday, November 04, 2009	2,350.00	0.0805
Thursday, November 05, 2009	2,300.00	-0.0213
Friday, November 06, 2009	2,325.00	0.0109
Monday, November 09, 2009	2,300.00	-0.0108
Tuesday, November 10, 2009	2,200.00	-0.0435
Wednesday, November 11, 2009	2,250.00	0.0227
Thursday, November 12, 2009	2,250.00	0.0000
Friday, November 13, 2009	2,275.00	0.0111
Monday, November 16, 2009	2,375.00	0.0440
Tuesday, November 17, 2009	2,425.00	0.0211
Wednesday, November 18, 2009	2,450.00	0.0103
Thursday, November 19, 2009	2,375.00	-0.0306
Friday, November 20, 2009	2,400.00	0.0105
Monday, November 23, 2009	2,400.00	0.0000
Tuesday, November 24, 2009	2,350.00	-0.0208
Wednesday, November 25, 2009	2,325.00	-0.0106
Thursday, November 26, 2009	2,250.00	-0.0323
Monday, November 30, 2009	2,200.00	-0.0222
Tuesday, December 01, 2009	2,300.00	0.0455
Wednesday, December 02, 2009	2,400.00	0.0435
Thursday, December 03, 2009	2,425.00	0.0104
Friday, December 04, 2009	2,375.00	-0.0206
Monday, December 07, 2009	2,250.00	-0.0526
Tuesday, December 08, 2009	2,275.00	0.0111
Wednesday, December 09, 2009	2,275.00	0.0000
Thursday, December 10, 2009	2,250.00	-0.0110
Friday, December 11, 2009	2,250.00	0.0000
Monday, December 14, 2009	2,250.00	0.0000
Tuesday, December 15, 2009	2,200.00	-0.0222
Wednesday, December 16, 2009	2,200.00	0.0000
Thursday, December 17, 2009	2,175.00	-0.0114
Monday, December 21, 2009	2,050.00	-0.0575
Tuesday, December 22, 2009	2,100.00	0.0244
Wednesday, December 23, 2009	2,100.00	0.0000
Monday, December 28, 2009	2,200.00	0.0476
Tuesday, December 29, 2009	2,250.00	0.0227
Wednesday, December 30, 2009	2,200.00	-0.0222



*Daily Stock Return*  
 Bumi Resources Tbk.  
 (Kode Emiten : BUMI)  
 January - December 2009

Lampiran 1

<i>Date</i>	<i>Close</i>	<i>Return</i>
Monday, January 05, 2009	940	
Tuesday, January 06, 2009	850	-0.0957
Wednesday, January 07, 2009	770	-0.0941
Thursday, January 08, 2009	700	-0.0909
Friday, January 09, 2009	630	-0.1000
Monday, January 12, 2009	570	-0.0952
Tuesday, January 13, 2009	520	-0.0877
Wednesday, January 14, 2009	470	-0.0962
Thursday, January 15, 2009	425	-0.0957
Friday, January 16, 2009	510	0.2000
Monday, January 19, 2009	520	0.0196
Tuesday, January 20, 2009	510	-0.0192
Wednesday, January 21, 2009	510	0.0000
Thursday, January 22, 2009	510	0.0000
Friday, January 23, 2009	470	-0.0784
Tuesday, January 27, 2009	495	0.0532
Wednesday, January 28, 2009	510	0.0303
Thursday, January 29, 2009	490	-0.0392
Friday, January 30, 2009	510	0.0408
Monday, February 02, 2009	500	-0.0196
Tuesday, February 03, 2009	510	0.0200
Wednesday, February 04, 2009	500	-0.0196
Thursday, February 05, 2009	550	0.1000
Friday, February 06, 2009	680	0.2364
Monday, February 09, 2009	680	0.0000
Tuesday, February 10, 2009	730	0.0735
Wednesday, February 11, 2009	760	0.0411
Thursday, February 12, 2009	730	-0.0395
Friday, February 13, 2009	740	0.0137
Monday, February 16, 2009	730	-0.0135
Tuesday, February 17, 2009	690	-0.0548
Wednesday, February 18, 2009	740	0.0725
Thursday, February 19, 2009	800	0.0811
Friday, February 20, 2009	780	-0.0250
Monday, February 23, 2009	780	0.0000
Tuesday, February 24, 2009	740	-0.0513
Wednesday, February 25, 2009	750	0.0135
Thursday, February 26, 2009	770	0.0267
Friday, February 27, 2009	770	0.0000
Monday, March 02, 2009	720	-0.0649
Tuesday, March 03, 2009	770	0.0694
Wednesday, March 04, 2009	800	0.0390
Thursday, March 05, 2009	770	-0.0375
Friday, March 06, 2009	780	0.0130
Tuesday, March 10, 2009	800	0.0256
Wednesday, March 11, 2009	790	-0.0125
Thursday, March 12, 2009	790	0.0000
Friday, March 13, 2009	780	-0.0127
Monday, March 16, 2009	770	-0.0128
Tuesday, March 17, 2009	720	-0.0649
Wednesday, March 18, 2009	740	0.0278
Thursday, March 19, 2009	720	-0.0270
Friday, March 20, 2009	750	0.0417
Monday, March 23, 2009	770	0.0267
Tuesday, March 24, 2009	800	0.0390
Wednesday, March 25, 2009	800	0.0000
Friday, March 27, 2009	840	0.0500



Monday, March 30, 2009	800	-0.0476
Tuesday, March 31, 2009	820	0.0250
Wednesday, April 01, 2009	870	0.0610
Thursday, April 02, 2009	900	0.0345
Friday, April 03, 2009	900	0.0000
Monday, April 06, 2009	910	0.0111
Tuesday, April 07, 2009	920	0.0110
Wednesday, April 08, 2009	940	0.0217
Monday, April 13, 2009	1,020.00	0.0851
Tuesday, April 14, 2009	1,150.00	0.1275
Wednesday, April 15, 2009	1,110.00	-0.0348
Thursday, April 16, 2009	1,130.00	0.0180
Friday, April 17, 2009	1,190.00	0.0531
Monday, April 20, 2009	1,480.00	0.2437
Tuesday, April 21, 2009	1,450.00	-0.0203
Wednesday, April 22, 2009	1,230.00	-0.1517
Thursday, April 23, 2009	1,200.00	-0.0244
Friday, April 24, 2009	1,290.00	0.0750
Monday, April 27, 2009	1,290.00	0.0000
Tuesday, April 28, 2009	1,290.00	0.0000
Wednesday, April 29, 2009	1,380.00	0.0698
Thursday, April 30, 2009	1,480.00	0.0725
Friday, May 01, 2009	1,520.00	0.0270
Monday, May 04, 2009	1,650.00	0.0855
Tuesday, May 05, 2009	1,680.00	0.0182
Wednesday, May 06, 2009	1,770.00	0.0536
Thursday, May 07, 2009	1,960.00	0.1073
Friday, May 08, 2009	1,930.00	-0.0153
Monday, May 11, 2009	2,000.00	0.0363
Tuesday, May 12, 2009	2,175.00	0.0875
Wednesday, May 13, 2009	2,200.00	0.0115
Thursday, May 14, 2009	1,950.00	-0.1136
Friday, May 15, 2009	1,790.00	-0.0821
Monday, May 18, 2009	1,970.00	0.1006
Tuesday, May 19, 2009	2,075.00	0.0533
Wednesday, May 20, 2009	2,050.00	-0.0120
Friday, May 22, 2009	2,000.00	-0.0244
Monday, May 25, 2009	2,075.00	0.0375
Tuesday, May 26, 2009	1,940.00	-0.0651
Wednesday, May 27, 2009	1,900.00	-0.0206
Thursday, May 28, 2009	1,930.00	0.0158
Friday, May 29, 2009	1,960.00	0.0155
Monday, June 01, 2009	2,150.00	0.0969
Tuesday, June 02, 2009	2,175.00	0.0116
Wednesday, June 03, 2009	2,175.00	0.0000
Thursday, June 04, 2009	2,125.00	-0.0230
Friday, June 05, 2009	2,175.00	0.0235
Monday, June 08, 2009	2,075.00	-0.0460
Tuesday, June 09, 2009	2,100.00	0.0120
Wednesday, June 10, 2009	2,250.00	0.0714
Thursday, June 11, 2009	2,225.00	-0.0111
Friday, June 12, 2009	2,225.00	0.0000
Monday, June 15, 2009	2,100.00	-0.0562
Tuesday, June 16, 2009	2,075.00	-0.0119
Wednesday, June 17, 2009	2,025.00	-0.0241
Thursday, June 18, 2009	1,950.00	-0.0370
Friday, June 19, 2009	1,940.00	-0.0051
Monday, June 22, 2009	1,850.00	-0.0464
Tuesday, June 23, 2009	1,660.00	-0.1027
Wednesday, June 24, 2009	1,850.00	0.1145
Thursday, June 25, 2009	1,920.00	0.0378
Friday, June 26, 2009	1,880.00	-0.0208
Monday, June 29, 2009	1,890.00	0.0053
Tuesday, June 30, 2009	1,860.00	-0.0159
Wednesday, July 01, 2009	1,880.00	0.0108
Thursday, July 02, 2009	1,840.00	-0.0213
Friday, July 03, 2009	1,800.00	-0.0217



Laapian 24

Monday, July 06, 2009	1,710.00	-0.0500
Tuesday, July 07, 2009	1,900.00	0.1111
Thursday, July 09, 2009	1,850.00	-0.0263
Friday, July 10, 2009	1,800.00	-0.0270
Monday, July 13, 2009	1,770.00	-0.0167
Tuesday, July 14, 2009	1,860.00	0.0508
Wednesday, July 15, 2009	1,940.00	0.0430
Thursday, July 16, 2009	1,900.00	-0.0206
Friday, July 17, 2009	1,880.00	-0.0105
Tuesday, July 21, 2009	2,050.00	0.0904
Wednesday, July 22, 2009	2,025.00	-0.0122
Thursday, July 23, 2009	2,050.00	0.0123
Friday, July 24, 2009	2,050.00	0.0000
Monday, July 27, 2009	2,125.00	0.0366
Tuesday, July 28, 2009	2,250.00	0.0588
Wednesday, July 29, 2009	2,200.00	-0.0222
Thursday, July 30, 2009	2,425.00	0.1023
Friday, July 31, 2009	2,800.00	0.1546
Monday, August 03, 2009	2,650.00	-0.0536
Tuesday, August 04, 2009	2,725.00	0.0283
Wednesday, August 05, 2009	2,700.00	-0.0092
Thursday, August 06, 2009	3,000.00	0.1111
Friday, August 07, 2009	2,975.00	-0.0083
Monday, August 10, 2009	3,200.00	0.0756
Tuesday, August 11, 2009	3,100.00	-0.0313
Wednesday, August 12, 2009	2,925.00	-0.0565
Thursday, August 13, 2009	3,175.00	0.0855
Friday, August 14, 2009	3,225.00	0.0157
Tuesday, August 18, 2009	3,150.00	-0.0233
Wednesday, August 19, 2009	2,925.00	-0.0714
Thursday, August 20, 2009	3,025.00	0.0342
Friday, August 21, 2009	2,975.00	-0.0165
Monday, August 24, 2009	3,075.00	0.0336
Tuesday, August 25, 2009	3,075.00	0.0000
Wednesday, August 26, 2009	3,100.00	0.0081
Thursday, August 27, 2009	2,975.00	-0.0403
Friday, August 28, 2009	2,975.00	0.0000
Monday, August 31, 2009	2,900.00	-0.0252
Tuesday, September 01, 2009	2,825.00	-0.0259
Wednesday, September 02, 2009	2,725.00	-0.0354
Thursday, September 03, 2009	2,900.00	0.0642
Friday, September 04, 2009	2,875.00	-0.0086
Monday, September 07, 2009	2,925.00	0.0174
Tuesday, September 08, 2009	3,025.00	0.0342
Wednesday, September 09, 2009	2,975.00	-0.0165
Thursday, September 10, 2009	3,025.00	0.0168
Friday, September 11, 2009	3,150.00	0.0413
Monday, September 14, 2009	3,100.00	-0.0159
Tuesday, September 15, 2009	3,225.00	0.0403
Wednesday, September 16, 2009	3,325.00	0.0310
Thursday, September 17, 2009	3,350.00	0.0075
Thursday, September 24, 2009	3,375.00	0.0075
Friday, September 25, 2009	3,300.00	-0.0222
Monday, September 28, 2009	3,175.00	-0.0379
Tuesday, September 29, 2009	3,200.00	0.0079
Wednesday, September 30, 2009	3,225.00	0.0078
Thursday, October 01, 2009	3,125.00	-0.0310
Friday, October 02, 2009	3,075.00	-0.0160
Monday, October 05, 2009	3,150.00	0.0244
Tuesday, October 06, 2009	3,075.00	-0.0238
Wednesday, October 07, 2009	2,875.00	-0.0650
Thursday, October 08, 2009	2,725.00	-0.0522
Friday, October 09, 2009	2,900.00	0.0642
Monday, October 12, 2009	2,825.00	-0.0259
Tuesday, October 13, 2009	2,800.00	-0.0088
Wednesday, October 14, 2009	2,950.00	0.0536
Thursday, October 15, 2009	3,000.00	0.0169
Friday, October 16, 2009	3,025.00	0.0083



Lampiran 14

Monday, October 19, 2009	3,000.00	-0.0083
Tuesday, October 20, 2009	2,850.00	-0.0500
Wednesday, October 21, 2009	2,825.00	-0.0088
Thursday, October 22, 2009	2,650.00	-0.0619
Friday, October 23, 2009	2,750.00	0.0377
Monday, October 26, 2009	2,725.00	-0.0091
Tuesday, October 27, 2009	2,550.00	-0.0642
Wednesday, October 28, 2009	2,400.00	-0.0588
Thursday, October 29, 2009	2,475.00	0.0313
Friday, October 30, 2009	2,375.00	-0.0404
Monday, November 02, 2009	2,425.00	0.0211
Tuesday, November 03, 2009	2,300.00	-0.0515
Wednesday, November 04, 2009	2,475.00	0.0761
Thursday, November 05, 2009	2,375.00	-0.0404
Friday, November 06, 2009	2,325.00	-0.0211
Monday, November 09, 2009	2,300.00	-0.0108
Tuesday, November 10, 2009	2,150.00	-0.0652
Wednesday, November 11, 2009	2,425.00	0.1279
Thursday, November 12, 2009	2,400.00	-0.0103
Friday, November 13, 2009	2,450.00	0.0208
Monday, November 16, 2009	2,600.00	0.0612
Tuesday, November 17, 2009	2,575.00	-0.0096
Wednesday, November 18, 2009	2,625.00	0.0194
Thursday, November 19, 2009	2,625.00	0.0000
Friday, November 20, 2009	2,825.00	0.0762
Monday, November 23, 2009	2,750.00	-0.0265
Tuesday, November 24, 2009	2,625.00	-0.0455
Wednesday, November 25, 2009	2,600.00	-0.0095
Thursday, November 26, 2009	2,375.00	-0.0865
Monday, November 30, 2009	2,350.00	-0.0105
Tuesday, December 01, 2009	2,475.00	0.0532
Wednesday, December 02, 2009	2,550.00	0.0303
Thursday, December 03, 2009	2,550.00	0.0000
Friday, December 04, 2009	2,550.00	0.0000
Monday, December 07, 2009	2,500.00	-0.0196
Tuesday, December 08, 2009	2,475.00	-0.0100
Wednesday, December 09, 2009	2,575.00	0.0404
Thursday, December 10, 2009	2,550.00	-0.0097
Friday, December 11, 2009	2,575.00	0.0098
Monday, December 14, 2009	2,425.00	-0.0583
Tuesday, December 15, 2009	2,375.00	-0.0206
Wednesday, December 16, 2009	2,350.00	-0.0105
Thursday, December 17, 2009	2,250.00	-0.0426
Monday, December 21, 2009	2,100.00	-0.0667
Tuesday, December 22, 2009	2,275.00	0.0833
Wednesday, December 23, 2009	2,275.00	0.0000
Monday, December 28, 2009	2,400.00	0.0549
Tuesday, December 29, 2009	2,500.00	0.0417
Wednesday, December 30, 2009	2,425.00	-0.0300



*Daily Stock Return*  
**Energi Mega Persada Tbk.**  
 (Kode Emiten : ENRG)  
 January - December 2009

Empire Ltd

<i>Date</i>	<i>Close</i>	<i>Return</i>
Monday, January 05, 2009	87	
Tuesday, January 06, 2009	85	-0.0230
Wednesday, January 07, 2009	84	-0.0118
Thursday, January 08, 2009	83	-0.0119
Friday, January 09, 2009	81	-0.0241
Monday, January 12, 2009	76	-0.0617
Tuesday, January 13, 2009	74	-0.0263
Wednesday, January 14, 2009	72	-0.0270
Thursday, January 15, 2009	65	-0.0972
Friday, January 16, 2009	71	0.0923
Monday, January 19, 2009	70	-0.0141
Tuesday, January 20, 2009	68	-0.0286
Wednesday, January 21, 2009	68	0.0000
Thursday, January 22, 2009	67	-0.0147
Friday, January 23, 2009	66	-0.0149
Tuesday, January 27, 2009	66	0.0000
Wednesday, January 28, 2009	68	0.0303
Thursday, January 29, 2009	68	0.0000
Friday, January 30, 2009	68	0.0000
Monday, February 02, 2009	67	-0.0147
Tuesday, February 03, 2009	67	0.0000
Wednesday, February 04, 2009	67	0.0000
Thursday, February 05, 2009	66	-0.0149
Friday, February 06, 2009	69	0.0455
Monday, February 09, 2009	65	-0.0580
Tuesday, February 10, 2009	66	0.0154
Wednesday, February 11, 2009	68	0.0303
Thursday, February 12, 2009	72	0.0588
Friday, February 13, 2009	71	-0.0139
Monday, February 16, 2009	73	0.0282
Tuesday, February 17, 2009	69	-0.0548
Wednesday, February 18, 2009	71	0.0290
Thursday, February 19, 2009	74	0.0423
Friday, February 20, 2009	69	-0.0676
Monday, February 23, 2009	71	0.0290
Tuesday, February 24, 2009	69	-0.0282
Wednesday, February 25, 2009	70	0.0145
Thursday, February 26, 2009	69	-0.0143
Friday, February 27, 2009	72	0.0435
Monday, March 02, 2009	69	-0.0417
Tuesday, March 03, 2009	70	0.0145
Wednesday, March 04, 2009	70	0.0000
Thursday, March 05, 2009	70	0.0000
Friday, March 06, 2009	70	0.0000
Tuesday, March 10, 2009	70	0.0000
Wednesday, March 11, 2009	70	0.0000
Thursday, March 12, 2009	70	0.0000
Friday, March 13, 2009	70	0.0000
Monday, March 16, 2009	69	-0.0143
Tuesday, March 17, 2009	68	-0.0145
Wednesday, March 18, 2009	68	0.0000
Thursday, March 19, 2009	68	0.0000
Friday, March 20, 2009	70	0.0294
Monday, March 23, 2009	69	-0.0143
Tuesday, March 24, 2009	70	0.0145
Wednesday, March 25, 2009	70	0.0000
Friday, March 27, 2009	71	0.0143



Log-pm 1 d

Monday, March 30, 2009	69	-0.0282
Tuesday, March 31, 2009	69	0.0000
Wednesday, April 01, 2009	71	0.0290
Thursday, April 02, 2009	71	0.0000
Friday, April 03, 2009	72	0.0141
Monday, April 06, 2009	72	0.0000
Tuesday, April 07, 2009	73	0.0139
Wednesday, April 08, 2009	74	0.0137
Monday, April 13, 2009	79	0.0676
Tuesday, April 14, 2009	89	0.1266
Wednesday, April 15, 2009	114	0.2809
Thursday, April 16, 2009	133	0.1667
Friday, April 17, 2009	137	0.0301
Monday, April 20, 2009	161	0.1752
Tuesday, April 21, 2009	215	0.3354
Wednesday, April 22, 2009	170	-0.2093
Thursday, April 23, 2009	167	-0.0176
Friday, April 24, 2009	171	0.0240
Monday, April 27, 2009	180	0.0526
Tuesday, April 28, 2009	195	0.0833
Wednesday, April 29, 2009	215	0.1026
Thursday, April 30, 2009	220	0.0233
Friday, May 01, 2009	220	0.0000
Monday, May 04, 2009	220	0.0000
Tuesday, May 05, 2009	215	-0.0227
Wednesday, May 06, 2009	225	0.0465
Thursday, May 07, 2009	280	0.2444
Friday, May 08, 2009	310	0.1071
Monday, May 11, 2009	350	0.1290
Tuesday, May 12, 2009	435	0.2429
Wednesday, May 13, 2009	485	0.1149
Friday, May 15, 2009	365	-0.2474
Monday, May 18, 2009	405	0.1096
Tuesday, May 19, 2009	415	0.0247
Wednesday, May 20, 2009	425	0.0241
Friday, May 22, 2009	410	-0.0353
Monday, May 25, 2009	420	0.0244
Tuesday, May 26, 2009	385	-0.0833
Wednesday, May 27, 2009	375	-0.0260
Thursday, May 28, 2009	375	0.0000
Friday, May 29, 2009	465	0.2400
Monday, June 01, 2009	475	0.0215
Tuesday, June 02, 2009	455	-0.0421
Wednesday, June 03, 2009	445	-0.0220
Thursday, June 04, 2009	450	0.0112
Friday, June 05, 2009	455	0.0111
Monday, June 08, 2009	440	-0.0330
Tuesday, June 09, 2009	445	0.0114
Wednesday, June 10, 2009	455	0.0225
Thursday, June 11, 2009	455	0.0000
Friday, June 12, 2009	450	-0.0110
Monday, June 15, 2009	425	-0.0556
Tuesday, June 16, 2009	410	-0.0353
Wednesday, June 17, 2009	415	0.0122
Thursday, June 18, 2009	395	-0.0482
Friday, June 19, 2009	395	0.0000
Monday, June 22, 2009	380	-0.0380
Tuesday, June 23, 2009	315	-0.1711
Wednesday, June 24, 2009	385	0.2222
Thursday, June 25, 2009	380	-0.0130
Friday, June 26, 2009	375	-0.0132
Monday, June 29, 2009	370	-0.0133
Tuesday, June 30, 2009	370	0.0000
Wednesday, July 01, 2009	375	0.0135
Thursday, July 02, 2009	355	-0.0533
Friday, July 03, 2009	355	0.0000



Lampiran 1 d

Monday, July 06, 2009	330	-0.0704
Tuesday, July 07, 2009	365	0.1061
Thursday, July 09, 2009	350	-0.0411
Friday, July 10, 2009	345	-0.0143
Monday, July 13, 2009	335	-0.0290
Tuesday, July 14, 2009	345	0.0299
Wednesday, July 15, 2009	360	0.0435
Thursday, July 16, 2009	345	-0.0417
Friday, July 17, 2009	335	-0.0290
Tuesday, July 21, 2009	350	0.0448
Wednesday, July 22, 2009	340	-0.0286
Thursday, July 23, 2009	340	0.0000
Friday, July 24, 2009	340	0.0000
Monday, July 27, 2009	340	0.0000
Tuesday, July 28, 2009	355	0.0441
Wednesday, July 29, 2009	340	-0.0423
Thursday, July 30, 2009	360	0.0588
Friday, July 31, 2009	380	0.0556
Monday, August 03, 2009	365	-0.0395
Tuesday, August 04, 2009	375	0.0274
Wednesday, August 05, 2009	400	0.0667
Thursday, August 06, 2009	450	0.1250
Friday, August 07, 2009	430	-0.0444
Monday, August 10, 2009	445	0.0349
Tuesday, August 11, 2009	435	-0.0225
Wednesday, August 12, 2009	410	-0.0575
Thursday, August 13, 2009	430	0.0488
Friday, August 14, 2009	425	-0.0116
Tuesday, August 18, 2009	415	-0.0235
Wednesday, August 19, 2009	385	-0.0723
Thursday, August 20, 2009	405	0.0519
Friday, August 21, 2009	395	-0.0247
Monday, August 24, 2009	410	0.0380
Tuesday, August 25, 2009	405	-0.0122
Wednesday, August 26, 2009	405	0.0000
Thursday, August 27, 2009	395	-0.0247
Friday, August 28, 2009	395	0.0000
Monday, August 31, 2009	385	-0.0253
Tuesday, September 01, 2009	380	-0.0130
Wednesday, September 02, 2009	365	-0.0395
Thursday, September 03, 2009	380	0.0411
Friday, September 04, 2009	375	-0.0132
Monday, September 07, 2009	375	0.0000
Tuesday, September 08, 2009	385	0.0267
Wednesday, September 09, 2009	380	-0.0130
Thursday, September 10, 2009	385	0.0132
Friday, September 11, 2009	385	0.0000
Monday, September 14, 2009	370	-0.0390
Tuesday, September 15, 2009	375	0.0135
Wednesday, September 16, 2009	380	0.0133
Thursday, September 17, 2009	380	0.0000
Thursday, September 24, 2009	380	0.0000
Friday, September 25, 2009	380	0.0000
Monday, September 28, 2009	375	-0.0132
Tuesday, September 29, 2009	395	0.0533
Wednesday, September 30, 2009	385	-0.0253
Thursday, October 01, 2009	380	-0.0130
Friday, October 02, 2009	370	-0.0263
Monday, October 05, 2009	380	0.0270
Tuesday, October 06, 2009	375	-0.0132
Wednesday, October 07, 2009	360	-0.0400
Thursday, October 08, 2009	360	0.0000
Friday, October 09, 2009	360	0.0000
Monday, October 12, 2009	355	-0.0139
Tuesday, October 13, 2009	350	-0.0141
Wednesday, October 14, 2009	360	0.0286
Thursday, October 15, 2009	360	0.0000
Friday, October 16, 2009	360	0.0000



Langgihan Ltd

Monday, October 19, 2009	360	0.0000
Tuesday, October 20, 2009	350	-0.0278
Wednesday, October 21, 2009	340	-0.0286
Thursday, October 22, 2009	310	-0.0882
Friday, October 23, 2009	320	0.0323
Monday, October 26, 2009	310	-0.0313
Tuesday, October 27, 2009	285	-0.0806
Wednesday, October 28, 2009	245	-0.1404
Thursday, October 29, 2009	275	0.1224
Friday, October 30, 2009	280	0.0182
Monday, November 02, 2009	310	0.1071
Tuesday, November 03, 2009	280	-0.0968
Wednesday, November 04, 2009	325	0.1607
Thursday, November 05, 2009	305	-0.0615
Friday, November 06, 2009	305	0.0000
Monday, November 09, 2009	300	-0.0164
Tuesday, November 10, 2009	275	-0.0833
Wednesday, November 11, 2009	300	0.0909
Thursday, November 12, 2009	290	-0.0333
Friday, November 13, 2009	285	-0.0172
Monday, November 16, 2009	290	0.0175
Tuesday, November 17, 2009	290	0.0000
Wednesday, November 18, 2009	290	0.0000
Thursday, November 19, 2009	290	0.0000
Friday, November 20, 2009	290	0.0000
Monday, November 23, 2009	285	-0.0172
Tuesday, November 24, 2009	275	-0.0351
Wednesday, November 25, 2009	235	-0.1455
Thursday, November 26, 2009	220	-0.0638
Monday, November 30, 2009	205	-0.0682
Tuesday, December 01, 2009	220	0.0732
Wednesday, December 02, 2009	210	-0.0455
Thursday, December 03, 2009	215	0.0238
Friday, December 04, 2009	210	-0.0233
Monday, December 07, 2009	205	-0.0238
Tuesday, December 08, 2009	205	0.0000
Wednesday, December 09, 2009	205	0.0000
Thursday, December 10, 2009	210	0.0244
Friday, December 11, 2009	205	-0.0238
Monday, December 14, 2009	199	-0.0293
Tuesday, December 15, 2009	191	-0.0402
Wednesday, December 16, 2009	196	0.0262
Thursday, December 17, 2009	189	-0.0357
Monday, December 21, 2009	184	-0.0265
Tuesday, December 22, 2009	188	0.0217
Wednesday, December 23, 2009	185	-0.0160
Monday, December 28, 2009	194	0.0486
Tuesday, December 29, 2009	197	0.0155
Wednesday, December 30, 2009	193	-0.0203



*Daily Stock Return*  
**International Nickel Indonesia**  
**(Kode Emiten : INCO)**  
**January - December 2009**

Language

<i>Date</i>	<i>Close</i>	<i>Return</i>
Monday, January 05, 2009	2.300.00	
Tuesday, January 06, 2009	2.225.00	-0.0326
Wednesday, January 07, 2009	2.600.00	0.1685
Thursday, January 08, 2009	2.525.00	-0.0288
Friday, January 09, 2009	2.800.00	0.1089
Monday, January 12, 2009	2.600.00	-0.0714
Tuesday, January 13, 2009	2.375.00	-0.0865
Wednesday, January 14, 2009	2.400.00	0.0105
Thursday, January 15, 2009	2.250.00	-0.0625
Friday, January 16, 2009	2.450.00	0.0889
Monday, January 19, 2009	2.400.00	-0.0204
Tuesday, January 20, 2009	2.400.00	0.0000
Wednesday, January 21, 2009	2.475.00	0.0313
Thursday, January 22, 2009	2.450.00	-0.0101
Friday, January 23, 2009	2.425.00	-0.0102
Monday, January 26, 2009	2.425.00	0.0000
Tuesday, January 27, 2009	2.600.00	0.0722
Wednesday, January 28, 2009	2.475.00	-0.0481
Thursday, January 29, 2009	2.450.00	-0.0101
Friday, January 30, 2009	2.475.00	0.0102
Monday, February 02, 2009	2.350.00	-0.0505
Tuesday, February 03, 2009	2.375.00	0.0106
Wednesday, February 04, 2009	2.400.00	0.0105
Thursday, February 05, 2009	2.400.00	0.0000
Friday, February 06, 2009	2.450.00	0.0208
Monday, February 09, 2009	2.400.00	-0.0204
Tuesday, February 10, 2009	2.425.00	0.0104
Wednesday, February 11, 2009	2.350.00	-0.0309
Thursday, February 12, 2009	2.225.00	-0.0532
Friday, February 13, 2009	2.325.00	0.0449
Monday, February 16, 2009	2.300.00	-0.0108
Tuesday, February 17, 2009	2.275.00	-0.0109
Wednesday, February 18, 2009	2.200.00	-0.0330
Thursday, February 19, 2009	2.125.00	-0.0341
Friday, February 20, 2009	2.100.00	-0.0118
Monday, February 23, 2009	2.125.00	0.0119
Tuesday, February 24, 2009	2.075.00	-0.0235
Wednesday, February 25, 2009	2.100.00	0.0120
Thursday, February 26, 2009	2.075.00	-0.0119
Friday, February 27, 2009	2.175.00	0.0482
Monday, March 02, 2009	2.050.00	-0.0573
Tuesday, March 03, 2009	1.990.00	-0.0293
Wednesday, March 04, 2009	2.000.00	0.0050
Thursday, March 05, 2009	1.980.00	-0.0100
Friday, March 06, 2009	1.980.00	0.0000
Monday, March 09, 2009	1.980.00	0.0000
Tuesday, March 10, 2009	1.990.00	0.0051
Wednesday, March 11, 2009	1.990.00	0.0000
Thursday, March 12, 2009	1.990.00	0.0000
Friday, March 13, 2009	2.025.00	0.0176
Monday, March 16, 2009	2.050.00	0.0123
Tuesday, March 17, 2009	2.100.00	0.0244
Wednesday, March 18, 2009	2.125.00	0.0119
Thursday, March 19, 2009	2.125.00	0.0000
Friday, March 20, 2009	2.125.00	0.0000
Monday, March 23, 2009	2.125.00	0.0000
Tuesday, March 24, 2009	2.375.00	0.1176



Empire

Wednesday, March 25, 2009	2.200.00	-0.0737
Thursday, March 26, 2009	2.200.00	0.0000
Friday, March 27, 2009	2.325.00	0.0568
Monday, March 30, 2009	2.200.00	-0.0538
Tuesday, March 31, 2009	2.225.00	0.0114
Wednesday, April 01, 2009	2.225.00	0.0000
Thursday, April 02, 2009	2.325.00	0.0449
Friday, April 03, 2009	2.750.00	0.1828
Monday, April 06, 2009	2.775.00	0.0091
Tuesday, April 07, 2009	2.625.00	-0.0541
Wednesday, April 08, 2009	2.650.00	0.0095
Thursday, April 09, 2009	2.650.00	0.0000
Friday, April 10, 2009	2.650.00	0.0000
Monday, April 13, 2009	2.900.00	0.0943
Tuesday, April 14, 2009	3.025.00	0.0431
Wednesday, April 15, 2009	3.325.00	0.0992
Thursday, April 16, 2009	3.500.00	0.0526
Friday, April 17, 2009	3.275.00	-0.0643
Monday, April 20, 2009	3.275.00	0.0000
Tuesday, April 21, 2009	3.150.00	-0.0382
Wednesday, April 22, 2009	3.025.00	-0.0397
Thursday, April 23, 2009	2.950.00	-0.0248
Friday, April 24, 2009	2.900.00	-0.0169
Monday, April 27, 2009	3.025.00	0.0431
Tuesday, April 28, 2009	3.025.00	0.0000
Wednesday, April 29, 2009	3.125.00	0.0331
Thursday, April 30, 2009	3.425.00	0.0960
Friday, May 01, 2009	3.300.00	-0.0365
Monday, May 04, 2009	3.375.00	0.0227
Tuesday, May 05, 2009	3.450.00	0.0222
Wednesday, May 06, 2009	3.600.00	0.0435
Thursday, May 07, 2009	3.750.00	0.0417
Friday, May 08, 2009	3.975.00	0.0600
Monday, May 11, 2009	3.850.00	-0.0314
Tuesday, May 12, 2009	3.825.00	-0.0065
Wednesday, May 13, 2009	3.700.00	-0.0327
Thursday, May 14, 2009	3.300.00	-0.1081
Friday, May 15, 2009	3.325.00	0.0076
Monday, May 18, 2009	3.400.00	0.0226
Tuesday, May 19, 2009	3.550.00	0.0441
Wednesday, May 20, 2009	3.525.00	-0.0070
Thursday, May 21, 2009	3.525.00	0.0000
Friday, May 22, 2009	3.450.00	-0.0213
Monday, May 25, 2009	3.500.00	0.0145
Tuesday, May 26, 2009	3.400.00	-0.0286
Wednesday, May 27, 2009	3.500.00	0.0294
Thursday, May 28, 2009	3.500.00	0.0000
Friday, May 29, 2009	3.600.00	0.0286
Monday, June 01, 2009	4.325.00	0.2014
Tuesday, June 02, 2009	4.125.00	-0.0462
Wednesday, June 03, 2009	4.175.00	0.0121
Thursday, June 04, 2009	4.275.00	0.0240
Friday, June 05, 2009	4.450.00	0.0409
Monday, June 08, 2009	4.250.00	-0.0449
Tuesday, June 09, 2009	4.400.00	0.0353
Wednesday, June 10, 2009	4.575.00	0.0398
Thursday, June 11, 2009	4.575.00	0.0000
Friday, June 12, 2009	4.650.00	0.0164
Monday, June 15, 2009	4.500.00	-0.0323
Tuesday, June 16, 2009	4.400.00	-0.0222
Wednesday, June 17, 2009	4.400.00	0.0000
Thursday, June 18, 2009	4.000.00	-0.0909
Friday, June 19, 2009	3.950.00	-0.0125
Monday, June 22, 2009	4.000.00	0.0127



Langsung

Tuesday, June 23, 2009	3,800.00	-0.0500
Wednesday, June 24, 2009	4,225.00	0.1118
Thursday, June 25, 2009	4,150.00	-0.0178
Friday, June 26, 2009	4,125.00	-0.0060
Monday, June 29, 2009	4,125.00	0.0000
Tuesday, June 30, 2009	4,150.00	0.0061
Wednesday, July 01, 2009	4,125.00	-0.0060
Thursday, July 02, 2009	4,175.00	0.0121
Friday, July 03, 2009	4,125.00	-0.0120
Monday, July 06, 2009	3,925.00	-0.0485
Tuesday, July 07, 2009	4,050.00	0.0318
Wednesday, July 08, 2009	4,050.00	0.0000
Thursday, July 09, 2009	3,850.00	-0.0494
Friday, July 10, 2009	3,800.00	-0.0130
Monday, July 13, 2009	3,600.00	-0.0526
Tuesday, July 14, 2009	3,650.00	0.0139
Wednesday, July 15, 2009	3,825.00	0.0479
Thursday, July 16, 2009	3,800.00	-0.0065
Friday, July 17, 2009	3,850.00	0.0132
Monday, July 20, 2009	3,850.00	0.0000
Tuesday, July 21, 2009	4,025.00	0.0455
Wednesday, July 22, 2009	3,900.00	-0.0311
Thursday, July 23, 2009	4,200.00	0.0769
Friday, July 24, 2009	4,175.00	-0.0060
Monday, July 27, 2009	4,300.00	0.0299
Tuesday, July 28, 2009	4,325.00	0.0058
Wednesday, July 29, 2009	4,175.00	-0.0347
Thursday, July 30, 2009	4,175.00	0.0000
Friday, July 31, 2009	4,300.00	0.0299
Monday, August 03, 2009	4,650.00	0.0814
Tuesday, August 04, 2009	4,725.00	0.0161
Wednesday, August 05, 2009	4,775.00	0.0106
Thursday, August 06, 2009	5,050.00	0.0576
Friday, August 07, 2009	4,850.00	-0.0396
Monday, August 10, 2009	4,900.00	0.0103
Tuesday, August 11, 2009	5,000.00	0.0204
Wednesday, August 12, 2009	4,775.00	-0.0450
Thursday, August 13, 2009	5,000.00	0.0471
Friday, August 14, 2009	4,925.00	-0.0150
Monday, August 17, 2009	4,925.00	0.0000
Tuesday, August 18, 2009	4,775.00	-0.0305
Wednesday, August 19, 2009	4,550.00	-0.0471
Thursday, August 20, 2009	4,675.00	0.0275
Friday, August 21, 2009	4,575.00	-0.0214
Monday, August 24, 2009	4,775.00	0.0437
Tuesday, August 25, 2009	4,800.00	0.0052
Wednesday, August 26, 2009	4,800.00	0.0000
Thursday, August 27, 2009	4,450.00	-0.0729
Friday, August 28, 2009	4,425.00	-0.0056
Monday, August 31, 2009	4,225.00	-0.0452
Tuesday, September 01, 2009	4,300.00	0.0178
Wednesday, September 02, 2009	4,200.00	-0.0233
Thursday, September 03, 2009	4,300.00	0.0238
Friday, September 04, 2009	4,225.00	-0.0174
Monday, September 07, 2009	4,250.00	0.0059
Tuesday, September 08, 2009	4,375.00	0.0294
Wednesday, September 09, 2009	4,300.00	-0.0171
Thursday, September 10, 2009	4,225.00	-0.0174
Friday, September 11, 2009	4,225.00	0.0000
Monday, September 14, 2009	4,175.00	-0.0118
Tuesday, September 15, 2009	4,225.00	0.0120
Wednesday, September 16, 2009	4,300.00	0.0178
Thursday, September 17, 2009	4,250.00	-0.0116



Empu nar 1.5

Friday, September 18, 2009	4.250.00	0.0000
Monday, September 21, 2009	4.250.00	0.0000
Tuesday, September 22, 2009	4.250.00	0.0000
Wednesday, September 23, 2009	4.250.00	0.0000
Thursday, September 24, 2009	4.200.00	-0.0118
Friday, September 25, 2009	4.175.00	-0.0060
Monday, September 28, 2009	4.125.00	-0.0120
Tuesday, September 29, 2009	4.150.00	0.0061
Wednesday, September 30, 2009	4.150.00	0.0000
Thursday, October 01, 2009	4.150.00	0.0000
Friday, October 02, 2009	4.125.00	-0.0060
Monday, October 05, 2009	4.125.00	0.0000
Tuesday, October 06, 2009	4.150.00	0.0061
Wednesday, October 07, 2009	4.250.00	0.0241
Thursday, October 08, 2009	4.200.00	-0.0118
Friday, October 09, 2009	4.150.00	-0.0119
Monday, October 12, 2009	4.025.00	-0.0301
Tuesday, October 13, 2009	4.100.00	0.0186
Wednesday, October 14, 2009	4.300.00	0.0488
Thursday, October 15, 2009	4.200.00	-0.0233
Friday, October 16, 2009	4.225.00	0.0060
Monday, October 19, 2009	4.300.00	0.0178
Tuesday, October 20, 2009	4.250.00	-0.0116
Wednesday, October 21, 2009	4.200.00	-0.0118
Thursday, October 22, 2009	4.225.00	0.0060
Friday, October 23, 2009	4.275.00	0.0118
Monday, October 26, 2009	4.225.00	-0.0117
Tuesday, October 27, 2009	4.100.00	-0.0296
Wednesday, October 28, 2009	3.950.00	-0.0366
Thursday, October 29, 2009	3.825.00	-0.0316
Friday, October 30, 2009	4.050.00	0.0588
Monday, November 02, 2009	4.075.00	0.0062
Tuesday, November 03, 2009	3.950.00	-0.0307
Wednesday, November 04, 2009	4.050.00	0.0253
Thursday, November 05, 2009	3.975.00	-0.0185
Friday, November 06, 2009	4.000.00	0.0063
Monday, November 09, 2009	3.975.00	-0.0063
Tuesday, November 10, 2009	3.875.00	-0.0252
Wednesday, November 11, 2009	3.900.00	0.0065
Thursday, November 12, 2009	3.875.00	-0.0064
Friday, November 13, 2009	3.825.00	-0.0129
Monday, November 16, 2009	3.950.00	0.0327
Tuesday, November 17, 2009	3.900.00	-0.0127
Wednesday, November 18, 2009	3.900.00	0.0000
Thursday, November 19, 2009	3.850.00	-0.0128
Friday, November 20, 2009	3.875.00	0.0065
Monday, November 23, 2009	3.850.00	-0.0065
Tuesday, November 24, 2009	3.825.00	-0.0065
Wednesday, November 25, 2009	3.725.00	-0.0261
Thursday, November 26, 2009	3.525.00	-0.0537
Friday, November 27, 2009	3.525.00	0.0000
Monday, November 30, 2009	3.450.00	-0.0213
Tuesday, December 01, 2009	3.600.00	0.0435
Wednesday, December 02, 2009	3.775.00	0.0486
Thursday, December 03, 2009	3.825.00	0.0132
Friday, December 04, 2009	3.750.00	-0.0196
Monday, December 07, 2009	3.650.00	-0.0267
Tuesday, December 08, 2009	3.700.00	0.0137
Wednesday, December 09, 2009	3.725.00	0.0068
Thursday, December 10, 2009	3.675.00	-0.0134
Friday, December 11, 2009	3.675.00	0.0000
Monday, December 14, 2009	3.625.00	-0.0136
Tuesday, December 15, 2009	3.575.00	-0.0138
Wednesday, December 16, 2009	3.625.00	0.0140
Thursday, December 17, 2009	3.525.00	-0.0276
Monday, December 21, 2009	3.350.00	-0.0496
Tuesday, December 22, 2009	3.375.00	0.0075
Wednesday, December 23, 2009	3.400.00	0.0074
Monday, December 28, 2009	3.575.00	0.0515
Tuesday, December 29, 2009	3.700.00	0.0350
Wednesday, December 30, 2009	3.650.00	-0.0135



**Daily Stock Return**  
**Indo Tambangraya Megah Tbk.**  
**(Kode Emiten : ITMG)**  
**January - December 2009**

Lampiran 1.1

<b>Date</b>	<b>Close</b>	<b>Return</b>
Monday, January 05, 2009	12,550.00	
Tuesday, January 06, 2009	12,400.00	-0.0120
Wednesday, January 07, 2009	12,000.00	-0.0323
Thursday, January 08, 2009	11,800.00	-0.0167
Friday, January 09, 2009	12,100.00	0.0254
Monday, January 12, 2009	11,800.00	-0.0248
Tuesday, January 13, 2009	11,600.00	-0.0169
Wednesday, January 14, 2009	11,700.00	0.0086
Thursday, January 15, 2009	11,100.00	-0.0513
Friday, January 16, 2009	10,800.00	-0.0270
Monday, January 19, 2009	9,900.00	-0.0833
Tuesday, January 20, 2009	9,400.00	-0.0505
Wednesday, January 21, 2009	9,150.00	-0.0266
Thursday, January 22, 2009	9,400.00	0.0273
Friday, January 23, 2009	9,250.00	-0.0160
Tuesday, January 27, 2009	10,000.00	0.0811
Wednesday, January 28, 2009	9,750.00	-0.0250
Thursday, January 29, 2009	9,800.00	0.0051
Friday, January 30, 2009	9,900.00	0.0102
Monday, February 02, 2009	9,800.00	-0.0101
Tuesday, February 03, 2009	9,800.00	0.0000
Wednesday, February 04, 2009	9,750.00	-0.0051
Thursday, February 05, 2009	9,750.00	0.0000
Friday, February 06, 2009	10,250.00	0.0513
Monday, February 09, 2009	10,050.00	-0.0195
Tuesday, February 10, 2009	9,950.00	-0.0100
Wednesday, February 11, 2009	10,000.00	0.0050
Thursday, February 12, 2009	9,900.00	-0.0100
Friday, February 13, 2009	10,000.00	0.0101
Monday, February 16, 2009	9,950.00	-0.0050
Tuesday, February 17, 2009	9,850.00	-0.0101
Wednesday, February 18, 2009	9,850.00	0.0000
Thursday, February 19, 2009	9,600.00	-0.0254
Friday, February 20, 2009	9,550.00	-0.0052
Monday, February 23, 2009	9,600.00	0.0052
Tuesday, February 24, 2009	9,450.00	-0.0156
Wednesday, February 25, 2009	9,550.00	0.0106
Thursday, February 26, 2009	9,600.00	0.0052
Friday, February 27, 2009	9,500.00	-0.0104
Monday, March 02, 2009	9,150.00	-0.0368
Tuesday, March 03, 2009	9,150.00	0.0000
Wednesday, March 04, 2009	9,700.00	0.0601
Thursday, March 05, 2009	9,650.00	-0.0052
Friday, March 06, 2009	9,750.00	0.0104
Tuesday, March 10, 2009	9,850.00	0.0103
Wednesday, March 11, 2009	9,850.00	0.0000
Thursday, March 12, 2009	9,900.00	0.0051
Friday, March 13, 2009	9,850.00	-0.0051
Monday, March 16, 2009	9,750.00	-0.0102
Tuesday, March 17, 2009	9,750.00	0.0000
Wednesday, March 18, 2009	9,800.00	0.0051
Thursday, March 19, 2009	9,800.00	0.0000
Friday, March 20, 2009	9,900.00	0.0102
Monday, March 23, 2009	10,100.00	0.0202
Tuesday, March 24, 2009	10,150.00	0.0050
Wednesday, March 25, 2009	9,900.00	-0.0246
Friday, March 27, 2009	10,100.00	0.0202



Monday, March 30, 2009	9,900.00	-0.0198
Tuesday, March 31, 2009	9,900.00	0.0000
Wednesday, April 01, 2009	9,950.00	0.0051
Thursday, April 02, 2009	9,950.00	0.0000
Friday, April 03, 2009	10,050.00	0.0101
Monday, April 06, 2009	11,850.00	0.1791
Tuesday, April 07, 2009	11,850.00	0.0000
Wednesday, April 08, 2009	12,100.00	0.0211
Monday, April 13, 2009	14,300.00	0.1983
Tuesday, April 14, 2009	13,850.00	-0.0448
Wednesday, April 15, 2009	13,800.00	-0.0036
Thursday, April 16, 2009	15,050.00	0.0906
Friday, April 17, 2009	14,750.00	-0.0199
Monday, April 20, 2009	14,600.00	-0.0102
Tuesday, April 21, 2009	14,200.00	-0.0274
Wednesday, April 22, 2009	14,250.00	0.0035
Thursday, April 23, 2009	14,450.00	0.0140
Friday, April 24, 2009	14,000.00	-0.0311
Monday, April 27, 2009	13,700.00	-0.0214
Tuesday, April 28, 2009	14,250.00	0.0401
Wednesday, April 29, 2009	14,800.00	0.0386
Thursday, April 30, 2009	15,100.00	0.0203
Friday, May 01, 2009	15,050.00	-0.0033
Monday, May 04, 2009	15,850.00	0.0532
Tuesday, May 05, 2009	17,600.00	0.1104
Wednesday, May 06, 2009	17,750.00	0.0085
Thursday, May 07, 2009	18,450.00	0.0394
Friday, May 08, 2009	18,650.00	0.0108
Monday, May 11, 2009	18,800.00	0.0080
Tuesday, May 12, 2009	17,950.00	-0.0452
Wednesday, May 13, 2009	18,650.00	0.0390
Thursday, May 14, 2009	17,350.00	-0.0697
Friday, May 15, 2009	17,000.00	-0.0202
Monday, May 18, 2009	17,050.00	0.0029
Tuesday, May 19, 2009	18,200.00	0.0674
Wednesday, May 20, 2009	18,250.00	0.0027
Friday, May 22, 2009	18,100.00	-0.0082
Monday, May 25, 2009	18,350.00	0.0138
Tuesday, May 26, 2009	17,700.00	-0.0354
Wednesday, May 27, 2009	17,750.00	0.0028
Thursday, May 28, 2009	18,100.00	0.0197
Friday, May 29, 2009	19,500.00	0.0773
Monday, June 01, 2009	22,000.00	0.1282
Tuesday, June 02, 2009	21,900.00	-0.0045
Wednesday, June 03, 2009	22,000.00	0.0046
Thursday, June 04, 2009	21,650.00	-0.0159
Friday, June 05, 2009	22,300.00	0.0300
Monday, June 08, 2009	22,900.00	0.0269
Tuesday, June 09, 2009	22,850.00	-0.0022
Wednesday, June 10, 2009	23,500.00	0.0284
Thursday, June 11, 2009	22,950.00	-0.0234
Friday, June 12, 2009	23,200.00	0.0109
Monday, June 15, 2009	22,000.00	-0.0517
Tuesday, June 16, 2009	20,850.00	-0.0523
Wednesday, June 17, 2009	20,550.00	-0.0144
Thursday, June 18, 2009	20,000.00	-0.0268
Friday, June 19, 2009	21,100.00	0.0550
Monday, June 22, 2009	20,000.00	-0.0521
Tuesday, June 23, 2009	18,400.00	-0.0800
Wednesday, June 24, 2009	19,100.00	0.0380
Thursday, June 25, 2009	19,950.00	0.0445
Friday, June 26, 2009	19,900.00	-0.0025
Monday, June 29, 2009	20,200.00	0.0151
Tuesday, June 30, 2009	19,950.00	-0.0124
Wednesday, July 01, 2009	19,950.00	0.0000
Thursday, July 02, 2009	19,700.00	-0.0125
Friday, July 03, 2009	19,350.00	-0.0076



Lampiran 11

Monday, July 06, 2009	18,450.00	-0.0563
Tuesday, July 07, 2009	19,850.00	0.0759
Thursday, July 09, 2009	19,450.00	-0.0202
Friday, July 10, 2009	18,600.00	-0.0437
Monday, July 13, 2009	17,800.00	-0.0430
Tuesday, July 14, 2009	18,250.00	0.0253
Wednesday, July 15, 2009	19,200.00	0.0521
Thursday, July 16, 2009	19,600.00	0.0208
Friday, July 17, 2009	19,500.00	-0.0051
Tuesday, July 21, 2009	20,950.00	0.0744
Wednesday, July 22, 2009	21,500.00	0.0263
Thursday, July 23, 2009	21,750.00	0.0116
Friday, July 24, 2009	21,950.00	0.0092
Monday, July 27, 2009	22,050.00	0.0046
Tuesday, July 28, 2009	23,700.00	0.0748
Wednesday, July 29, 2009	24,150.00	0.0190
Thursday, July 30, 2009	25,250.00	0.0455
Friday, July 31, 2009	26,500.00	0.0495
Monday, August 03, 2009	26,250.00	-0.0094
Tuesday, August 04, 2009	27,600.00	0.0514
Wednesday, August 05, 2009	25,850.00	-0.0634
Thursday, August 06, 2009	25,900.00	0.0019
Friday, August 07, 2009	24,800.00	-0.0425
Monday, August 10, 2009	24,400.00	-0.0161
Tuesday, August 11, 2009	24,450.00	0.0020
Wednesday, August 12, 2009	24,600.00	0.0061
Thursday, August 13, 2009	25,050.00	0.0183
Friday, August 14, 2009	24,800.00	-0.0100
Tuesday, August 18, 2009	23,950.00	-0.0343
Wednesday, August 19, 2009	23,300.00	-0.0271
Thursday, August 20, 2009	24,200.00	0.0386
Friday, August 21, 2009	23,850.00	-0.0145
Monday, August 24, 2009	25,200.00	0.0566
Tuesday, August 25, 2009	25,100.00	-0.0040
Wednesday, August 26, 2009	24,450.00	-0.0259
Thursday, August 27, 2009	23,950.00	-0.0204
Friday, August 28, 2009	24,100.00	0.0063
Monday, August 31, 2009	24,400.00	0.0124
Tuesday, September 01, 2009	23,700.00	-0.0287
Wednesday, September 02, 2009	23,000.00	-0.0295
Thursday, September 03, 2009	23,450.00	0.0196
Friday, September 04, 2009	24,000.00	0.0235
Monday, September 07, 2009	24,050.00	0.0021
Tuesday, September 08, 2009	23,950.00	-0.0042
Wednesday, September 09, 2009	23,700.00	-0.0104
Thursday, September 10, 2009	23,750.00	0.0021
Friday, September 11, 2009	23,850.00	0.0042
Monday, September 14, 2009	23,550.00	-0.0126
Tuesday, September 15, 2009	24,300.00	0.0318
Wednesday, September 16, 2009	24,800.00	0.0206
Thursday, September 17, 2009	24,600.00	-0.0081
Thursday, September 24, 2009	24,200.00	-0.0163
Friday, September 25, 2009	23,800.00	-0.0165
Monday, September 28, 2009	23,500.00	-0.0126
Tuesday, September 29, 2009	24,200.00	0.0298
Wednesday, September 30, 2009	24,250.00	0.0021
Thursday, October 01, 2009	23,800.00	-0.0186
Friday, October 02, 2009	24,050.00	0.0105
Monday, October 05, 2009	24,200.00	0.0062
Tuesday, October 06, 2009	24,050.00	-0.0062
Wednesday, October 07, 2009	24,000.00	-0.0021
Thursday, October 08, 2009	23,850.00	-0.0063
Friday, October 09, 2009	23,250.00	-0.0252
Monday, October 12, 2009	23,700.00	0.0194
Tuesday, October 13, 2009	23,750.00	0.0021
Wednesday, October 14, 2009	24,400.00	0.0274
Thursday, October 15, 2009	24,250.00	-0.0061
Friday, October 16, 2009	24,300.00	0.0021



Monday, October 19, 2009	24,300.00	0.0000
Tuesday, October 20, 2009	24,300.00	0.0000
Wednesday, October 21, 2009	23,550.00	-0.0309
Thursday, October 22, 2009	23,600.00	0.0021
Friday, October 23, 2009	23,650.00	0.0021
Monday, October 26, 2009	23,750.00	0.0042
Tuesday, October 27, 2009	23,100.00	-0.0274
Wednesday, October 28, 2009	21,900.00	-0.0519
Thursday, October 29, 2009	20,850.00	-0.0479
Friday, October 30, 2009	22,750.00	0.0911
Monday, November 02, 2009	22,450.00	-0.0132
Tuesday, November 03, 2009	22,200.00	-0.0111
Wednesday, November 04, 2009	23,600.00	0.0631
Thursday, November 05, 2009	23,600.00	0.0000
Friday, November 06, 2009	23,600.00	0.0000
Monday, November 09, 2009	23,300.00	-0.0127
Tuesday, November 10, 2009	23,000.00	-0.0129
Wednesday, November 11, 2009	24,600.00	0.0696
Thursday, November 12, 2009	25,100.00	0.0203
Friday, November 13, 2009	25,650.00	0.0219
Monday, November 16, 2009	27,300.00	0.0643
Tuesday, November 17, 2009	27,050.00	-0.0092
Wednesday, November 18, 2009	27,000.00	-0.0018
Thursday, November 19, 2009	26,450.00	-0.0204
Friday, November 20, 2009	26,750.00	0.0113
Monday, November 23, 2009	27,150.00	0.0150
Tuesday, November 24, 2009	27,700.00	0.0203
Wednesday, November 25, 2009	27,600.00	-0.0036
Thursday, November 26, 2009	27,200.00	-0.0145
Monday, November 30, 2009	28,700.00	0.0551
Tuesday, December 01, 2009	29,500.00	0.0279
Wednesday, December 02, 2009	29,050.00	-0.0153
Thursday, December 03, 2009	30,000.00	0.0327
Friday, December 04, 2009	30,250.00	0.0083
Monday, December 07, 2009	30,000.00	-0.0083
Tuesday, December 08, 2009	28,900.00	-0.0367
Wednesday, December 09, 2009	28,550.00	-0.0121
Thursday, December 10, 2009	28,700.00	0.0053
Friday, December 11, 2009	29,000.00	0.0105
Monday, December 14, 2009	29,500.00	0.0172
Tuesday, December 15, 2009	30,000.00	0.0169
Wednesday, December 16, 2009	31,800.00	0.0600
Thursday, December 17, 2009	31,400.00	-0.0126
Monday, December 21, 2009	30,400.00	-0.0318
Tuesday, December 22, 2009	30,200.00	-0.0066
Wednesday, December 23, 2009	30,600.00	0.0132
Monday, December 28, 2009	32,000.00	0.0458
Tuesday, December 29, 2009	31,950.00	-0.0016
Wednesday, December 30, 2009	31,800.00	-0.0047

Lampiran 11



*Daily Stock Return*  
**Tambang Batubara Bukit Asam Tbk.**  
**(Kode Emiten : PTBA)**  
*January - December 2009*

Page 1 of 1

<i>Date</i>	<i>Close</i>	<i>Return</i>
Monday, January 05, 2009	7.800.00	
Tuesday, January 06, 2009	7.750.00	-0.0064
Wednesday, January 07, 2009	7.550.00	-0.0258
Thursday, January 08, 2009	7.250.00	-0.0397
Friday, January 09, 2009	7.950.00	0.0966
Monday, January 12, 2009	7.900.00	-0.0063
Tuesday, January 13, 2009	8.050.00	0.0190
Wednesday, January 14, 2009	7.850.00	-0.0248
Thursday, January 15, 2009	7.600.00	-0.0318
Friday, January 16, 2009	7.550.00	-0.0066
Monday, January 19, 2009	7.400.00	-0.0199
Tuesday, January 20, 2009	7.300.00	-0.0135
Wednesday, January 21, 2009	7.000.00	-0.0411
Thursday, January 22, 2009	7.200.00	0.0286
Friday, January 23, 2009	7.000.00	-0.0278
Tuesday, January 27, 2009	7.200.00	0.0286
Wednesday, January 28, 2009	7.250.00	0.0069
Thursday, January 29, 2009	7.250.00	0.0000
Friday, January 30, 2009	7.400.00	0.0207
Monday, February 02, 2009	7.150.00	-0.0338
Tuesday, February 03, 2009	7.300.00	0.0210
Wednesday, February 04, 2009	7.350.00	0.0068
Thursday, February 05, 2009	7.400.00	0.0068
Friday, February 06, 2009	7.750.00	0.0473
Monday, February 09, 2009	7.700.00	-0.0065
Tuesday, February 10, 2009	7.600.00	-0.0130
Wednesday, February 11, 2009	7.550.00	-0.0066
Thursday, February 12, 2009	7.650.00	0.0132
Friday, February 13, 2009	7.700.00	0.0065
Monday, February 16, 2009	7.750.00	0.0065
Tuesday, February 17, 2009	7.500.00	-0.0323
Wednesday, February 18, 2009	7.700.00	0.0267
Thursday, February 19, 2009	7.600.00	-0.0130
Friday, February 20, 2009	7.500.00	-0.0132
Monday, February 23, 2009	7.450.00	-0.0067
Tuesday, February 24, 2009	7.550.00	0.0134
Wednesday, February 25, 2009	7.600.00	0.0066
Thursday, February 26, 2009	7.450.00	-0.0197
Friday, February 27, 2009	7.200.00	-0.0336
Monday, March 02, 2009	6.800.00	-0.0556
Tuesday, March 03, 2009	6.700.00	-0.0147
Wednesday, March 04, 2009	7.100.00	0.0597
Thursday, March 05, 2009	7.050.00	-0.0070
Friday, March 06, 2009	7.000.00	-0.0071
Tuesday, March 10, 2009	7.050.00	0.0071
Wednesday, March 11, 2009	7.100.00	0.0071
Thursday, March 12, 2009	6.950.00	-0.0211
Friday, March 13, 2009	6.900.00	-0.0072
Monday, March 16, 2009	6.750.00	-0.0217
Tuesday, March 17, 2009	6.700.00	-0.0074
Wednesday, March 18, 2009	6.650.00	-0.0075
Thursday, March 19, 2009	6.550.00	-0.0150
Friday, March 20, 2009	6.650.00	0.0153
Monday, March 23, 2009	6.900.00	0.0376
Tuesday, March 24, 2009	6.950.00	0.0072
Wednesday, March 25, 2009	6.850.00	-0.0144
Friday, March 27, 2009	7.100.00	0.0365



Empire

Monday, March 30, 2009	6,800.00	-0.0423
Tuesday, March 31, 2009	6,750.00	-0.0074
Wednesday, April 01, 2009	6,900.00	0.0222
Thursday, April 02, 2009	7,100.00	0.0290
Friday, April 03, 2009	7,050.00	-0.0070
Monday, April 06, 2009	7,530.00	0.0709
Tuesday, April 07, 2009	7,350.00	-0.0265
Wednesday, April 08, 2009	7,450.00	0.0136
Monday, April 13, 2009	8,150.00	0.0940
Tuesday, April 14, 2009	8,500.00	0.0429
Wednesday, April 15, 2009	8,900.00	0.0471
Thursday, April 16, 2009	8,850.00	-0.0056
Friday, April 17, 2009	9,000.00	0.0169
Monday, April 20, 2009	8,800.00	-0.0222
Tuesday, April 21, 2009	8,700.00	-0.0114
Wednesday, April 22, 2009	8,650.00	-0.0057
Thursday, April 23, 2009	8,350.00	-0.0347
Friday, April 24, 2009	8,600.00	0.0299
Monday, April 27, 2009	8,700.00	0.0116
Tuesday, April 28, 2009	8,700.00	0.0000
Wednesday, April 29, 2009	9,100.00	0.0460
Thursday, April 30, 2009	9,500.00	0.0440
Friday, May 01, 2009	9,150.00	-0.0368
Monday, May 04, 2009	9,750.00	0.0656
Tuesday, May 05, 2009	9,550.00	-0.0205
Wednesday, May 06, 2009	9,700.00	0.0157
Thursday, May 07, 2009	9,900.00	0.0206
Friday, May 08, 2009	10,400.00	0.0505
Monday, May 11, 2009	10,600.00	0.0192
Tuesday, May 12, 2009	10,500.00	-0.0094
Wednesday, May 13, 2009	10,300.00	-0.0190
Thursday, May 14, 2009	9,900.00	-0.0388
Friday, May 15, 2009	9,650.00	-0.0253
Monday, May 18, 2009	9,950.00	0.0311
Tuesday, May 19, 2009	10,450.00	0.0503
Wednesday, May 20, 2009	10,800.00	0.0335
Friday, May 22, 2009	11,000.00	0.0185
Monday, May 25, 2009	10,750.00	-0.0227
Tuesday, May 26, 2009	10,650.00	-0.0093
Wednesday, May 27, 2009	10,850.00	0.0188
Thursday, May 28, 2009	10,800.00	-0.0046
Friday, May 29, 2009	11,250.00	0.0417
Monday, June 01, 2009	12,900.00	0.1467
Tuesday, June 02, 2009	12,950.00	0.0039
Wednesday, June 03, 2009	13,450.00	0.0386
Thursday, June 04, 2009	13,400.00	-0.0037
Friday, June 05, 2009	13,300.00	-0.0075
Monday, June 08, 2009	13,350.00	0.0038
Tuesday, June 09, 2009	13,550.00	0.0150
Wednesday, June 10, 2009	13,600.00	0.0037
Thursday, June 11, 2009	13,250.00	-0.0257
Friday, June 12, 2009	13,300.00	0.0038
Monday, June 15, 2009	13,000.00	-0.0226
Tuesday, June 16, 2009	12,600.00	-0.0308
Wednesday, June 17, 2009	12,650.00	0.0040
Thursday, June 18, 2009	11,750.00	-0.0711
Friday, June 19, 2009	11,700.00	-0.0043
Monday, June 22, 2009	10,900.00	-0.0684
Tuesday, June 23, 2009	10,300.00	-0.0550
Wednesday, June 24, 2009	10,750.00	0.0437
Thursday, June 25, 2009	11,600.00	0.0791
Friday, June 26, 2009	11,850.00	0.0216
Monday, June 29, 2009	11,650.00	-0.0169
Tuesday, June 30, 2009	11,600.00	-0.0043
Wednesday, July 01, 2009	11,600.00	0.0000
Thursday, July 02, 2009	11,550.00	-0.0043
Friday, July 03, 2009	11,400.00	-0.0130
Monday, July 06, 2009	10,900.00	-0.0439
Tuesday, July 07, 2009	11,550.00	0.0596
Thursday, July 09, 2009	11,250.00	-0.0260



1.000000

Friday, July 10, 2009	11.300.00	0.0044
Monday, July 13, 2009	10.950.00	-0.0310
Tuesday, July 14, 2009	10.800.00	-0.0137
Wednesday, July 15, 2009	11.350.00	0.0509
Thursday, July 16, 2009	11.200.00	-0.0132
Friday, July 17, 2009	11.200.00	0.0000
Tuesday, July 21, 2009	11.650.00	0.0402
Wednesday, July 22, 2009	11.800.00	0.0129
Thursday, July 23, 2009	12.150.00	0.0297
Friday, July 24, 2009	12.150.00	0.0000
Monday, July 27, 2009	12.700.00	0.0453
Tuesday, July 28, 2009	12.800.00	0.0079
Wednesday, July 29, 2009	12.800.00	0.0000
Thursday, July 30, 2009	13.350.00	0.0430
Friday, July 31, 2009	13.600.00	0.0187
Monday, August 03, 2009	13.550.00	-0.0037
Tuesday, August 04, 2009	13.950.00	0.0295
Wednesday, August 05, 2009	13.600.00	-0.0251
Thursday, August 06, 2009	13.950.00	0.0257
Friday, August 07, 2009	13.600.00	-0.0251
Monday, August 10, 2009	13.500.00	-0.0074
Tuesday, August 11, 2009	13.350.00	-0.0111
Wednesday, August 12, 2009	13.000.00	-0.0262
Thursday, August 13, 2009	13.350.00	0.0269
Friday, August 14, 2009	13.450.00	0.0075
Tuesday, August 18, 2009	13.250.00	-0.0149
Wednesday, August 19, 2009	12.900.00	-0.0264
Thursday, August 20, 2009	12.950.00	0.0039
Friday, August 21, 2009	12.950.00	0.0000
Monday, August 24, 2009	13.500.00	0.0425
Tuesday, August 25, 2009	13.400.00	-0.0074
Wednesday, August 26, 2009	13.200.00	-0.0149
Thursday, August 27, 2009	13.000.00	-0.0152
Friday, August 28, 2009	13.100.00	0.0077
Monday, August 31, 2009	13.000.00	-0.0076
Tuesday, September 01, 2009	12.950.00	-0.0038
Wednesday, September 02, 2009	12.600.00	-0.0270
Thursday, September 03, 2009	12.750.00	0.0119
Friday, September 04, 2009	12.900.00	0.0118
Monday, September 07, 2009	12.750.00	-0.0116
Tuesday, September 08, 2009	13.100.00	0.0275
Wednesday, September 09, 2009	13.150.00	0.0038
Thursday, September 10, 2009	13.250.00	0.0076
Friday, September 11, 2009	13.650.00	0.0302
Monday, September 14, 2009	13.700.00	0.0037
Tuesday, September 15, 2009	14.800.00	0.0803
Wednesday, September 16, 2009	14.800.00	0.0000
Thursday, September 17, 2009	14.300.00	-0.0338
Thursday, September 24, 2009	14.150.00	-0.0105
Friday, September 25, 2009	14.150.00	0.0000
Monday, September 28, 2009	13.800.00	-0.0247
Tuesday, September 29, 2009	14.000.00	0.0145
Wednesday, September 30, 2009	14.100.00	0.0071
Thursday, October 01, 2009	14.150.00	0.0035
Friday, October 02, 2009	14.200.00	0.0035
Monday, October 05, 2009	14.100.00	-0.0070
Tuesday, October 06, 2009	14.200.00	0.0071
Wednesday, October 07, 2009	14.400.00	0.0141
Thursday, October 08, 2009	14.100.00	-0.0208
Friday, October 09, 2009	14.100.00	0.0000
Monday, October 12, 2009	14.150.00	0.0035
Tuesday, October 13, 2009	14.100.00	-0.0035
Wednesday, October 14, 2009	14.450.00	0.0248
Thursday, October 15, 2009	14.700.00	0.0173
Friday, October 16, 2009	14.700.00	0.0000
Monday, October 19, 2009	14.850.00	0.0102
Tuesday, October 20, 2009	14.600.00	-0.0168
Wednesday, October 21, 2009	14.550.00	-0.0034
Thursday, October 22, 2009	14.700.00	0.0103
Friday, October 23, 2009	14.950.00	0.0170



Lampiran 1

Monday, October 26, 2009	15.300.00	0.0368
Tuesday, October 27, 2009	15.350.00	-0.0097
Wednesday, October 28, 2009	14.750.00	-0.0391
Thursday, October 29, 2009	14.800.00	0.0034
Friday, October 30, 2009	15.200.00	0.0270
Monday, November 02, 2009	14.850.00	-0.0230
Tuesday, November 03, 2009	14.550.00	-0.0202
Wednesday, November 04, 2009	14.550.00	0.0000
Thursday, November 05, 2009	14.450.00	-0.0069
Friday, November 06, 2009	14.450.00	0.0000
Monday, November 09, 2009	14.600.00	0.0104
Tuesday, November 10, 2009	14.500.00	-0.0068
Wednesday, November 11, 2009	14.700.00	0.0138
Thursday, November 12, 2009	14.600.00	-0.0068
Friday, November 13, 2009	14.550.00	-0.0034
Monday, November 16, 2009	15.300.00	0.0515
Tuesday, November 17, 2009	15.350.00	0.0033
Wednesday, November 18, 2009	15.350.00	0.0000
Thursday, November 19, 2009	15.000.00	-0.0228
Friday, November 20, 2009	15.550.00	0.0367
Monday, November 23, 2009	15.900.00	0.0225
Tuesday, November 24, 2009	16.100.00	0.0126
Wednesday, November 25, 2009	16.450.00	0.0217
Thursday, November 26, 2009	15.800.00	-0.0395
Monday, November 30, 2009	16.450.00	0.0411
Tuesday, December 01, 2009	16.800.00	0.0213
Wednesday, December 02, 2009	17.200.00	0.0238
Thursday, December 03, 2009	17.750.00	0.0320
Friday, December 04, 2009	17.950.00	0.0113
Monday, December 07, 2009	17.600.00	-0.0195
Tuesday, December 08, 2009	17.500.00	-0.0057
Wednesday, December 09, 2009	17.450.00	-0.0029
Thursday, December 10, 2009	17.050.00	-0.0229
Friday, December 11, 2009	17.300.00	0.0147
Monday, December 14, 2009	17.200.00	-0.0058
Tuesday, December 15, 2009	17.300.00	0.0058
Wednesday, December 16, 2009	17.500.00	0.0116
Thursday, December 17, 2009	17.300.00	-0.0114
Monday, December 21, 2009	17.150.00	-0.0087
Tuesday, December 22, 2009	16.950.00	-0.0117
Wednesday, December 23, 2009	17.000.00	0.0029
Monday, December 28, 2009	17.400.00	0.0235
Tuesday, December 29, 2009	17.200.00	-0.0115
Wednesday, December 30, 2009	17.250.00	0.0029



*Return & Risk*  
 Adaro Energy Tbk.  
 (Kode Emiten : ADRO)  
 January - December 2009  
 (52 weeks)

Lampiran 2 a

<i>Week</i>	<i>Return</i>	<i>Risk</i>
1	-0.0181	0.0292
2	0.2945	0.0878
3	-0.0447	0.0614
4	0.1494	0.0328
5	0.1672	0.0372
6	-0.0335	0.0268
7	-0.0599	0.0230
8	-0.0252	0.0143
9	-0.0232	0.0389
10	0.0267	0.0119
11	0.0147	0.0305
12	0.1928	0.0375
13	-0.0531	0.0251
14	0.0115	0.0122
15	0.0560	0.0288
16	0.0534	0.0300
17	0.0595	0.0213
18	0.1111	0.0370
19	-0.0950	0.0303
20	0.1881	0.0550
21	0.0496	0.0418
22	-0.0126	0.0342
23	-0.0149	0.0127
24	-0.0442	0.0379
25	0.0108	0.0736
26	-0.0577	0.0073
27	-0.0234	0.0357
28	0.0111	0.0348
29	0.0521	0.0223
30	0.0574	0.0210
31	0.1283	0.0324
32	0.0015	0.0278
33	-0.0381	0.0446
34	-0.0275	0.0282
35	-0.0074	0.0062
36	0.0230	0.0202
37	0.0148	0.0123
38	0.0072	0.0032
39	0.0002	0.0100
40	0.0005	0.0165
41	0.0426	0.0155
42	0.1081	0.0394
43	-0.0498	0.0173
44	0.0020	0.0312
45	0.1077	0.0312
46	-0.0057	0.0088
47	-0.0159	0.0303
48	0.0477	0.0192
49	0.0006	0.0179
50	-0.0170	0.0118
51	-0.0112	0.0146
52	0.0176	0.0059
<b>Total</b>	<b>1.3295</b>	<b>1.4367</b>
<b>Average</b>	<b>0.0256</b>	<b>0.0276</b>
<b>Variance</b>		<b>0.0003</b>
<b>Standar Deviation</b>		<b>0.0165</b>



**Return & Risk**  
**Aneka Tambang (Persero)**  
**(Kode Emiten : ANTM)**  
**January - December 2009**  
**(52 weeks)**

<b>Week</b>	<b>Return</b>	<b>Risk</b>
1	0.0224	0.0648
2	-0.1030	0.0526
3	-0.0541	0.0451
4	0.0478	0.0318
5	0.0008	0.0205
6	0.0391	0.0427
7	-0.0077	0.0232
8	0.0548	0.0412
9	-0.0503	0.0184
10	-0.0529	0.0234
11	0.0376	0.0233
12	0.0095	0.0194
13	0.0625	0.0318
14	0.0103	0.0449
15	0.1665	0.0445
16	-0.1084	0.0312
17	0.0797	0.0229
18	0.3446	0.3446
19	-0.1113	0.0684
20	0.1211	0.0399
21	0.0425	0.0228
22	0.1823	0.1013
23	0.0032	0.0401
24	-0.1461	0.0328
25	0.0323	0.0627
26	0.0003	0.0122
27	-0.0570	0.0435
28	-0.0138	0.0301
29	0.1050	0.0502
30	0.0482	0.0267
31	0.0811	0.0452
32	0.1190	0.0658
33	-0.0846	0.0453
34	-0.0085	0.0301
35	-0.0292	0.0346
36	0.0574	0.0498
37	0.0511	0.0264
38	-0.0293	0.0070
39	0.0010	0.0225
40	0.0501	0.0228
41	0.0004	0.0136
42	-0.0187	0.0159
43	-0.1207	0.0281
44	0.0257	0.0451
45	-0.0204	0.0253
46	0.0552	0.0270
47	-0.0637	0.0138
48	0.0565	0.0330
49	-0.0525	0.0248
50	-0.0336	0.0107
51	-0.0331	0.0420
52	0.0481	0.0354
<b>total</b>	<b>0.7571</b>	<b>2.1212</b>
<b>verage</b>	<b>0.0146</b>	<b>0.0408</b>
<b>Variance</b>		<b>0.0021</b>
<b>Standar Deviation</b>		<b>0.0463</b>



**Return & Risk**  
**Bumi Resources Tbk.**  
**(Kode Emiten : BUMI)**  
**January - December 2009**

laporan

(52 weeks)

Week	Return	Risk
1	-0.3808	0.0038
2	-0.1749	0.1314
3	-0.0781	0.0831
4	0.0851	0.0414
5	0.3171	0.1083
6	0.0889	0.0426
7	0.0602	0.0611
8	-0.0111	0.0296
9	0.0190	0.0549
10	0.0005	0.0180
11	-0.0353	0.0429
12	0.1156	0.0215
13	0.0728	0.0410
14	0.0438	0.0062
15	0.2489	0.0622
16	0.1223	0.1467
17	0.1693	0.0496
18	0.2493	0.2493
19	-0.0604	0.0837
20	0.1174	0.0584
21	-0.0168	0.0403
22	0.1091	0.0454
23	0.0264	0.0429
24	-0.1343	0.0204
25	-0.0176	0.0831
26	-0.0428	0.0154
27	0.0078	0.0736
28	0.0460	0.0347
29	0.0906	0.0463
30	0.3301	0.0668
31	0.0683	0.0617
32	0.0891	0.0629
33	-0.0770	0.0432
34	0.0014	0.0266
35	-0.0309	0.0405
36	0.0932	0.0223
37	0.0630	0.0252
38	-0.0148	0.0210
39	-0.0692	0.0213
40	-0.0524	0.0341
41	0.0441	0.0299
42	-0.0912	0.0395
43	-0.1413	0.0396
44	-0.0159	0.0322
45	0.0625	0.0716
46	0.1472	0.0377
47	-0.1681	0.0331
48	0.0730	0.0264
49	0.0109	0.0239
50	-0.1320	0.0215
51	0.0167	0.0752
52	0.0666	0.0457
total	1.3114	2.6798
average	0.0252	0.0515
Variance		0.0016
Standard Deviation		0.0398



**Return & Risk**  
**Energi Mega Persada Tbk.**  
**(Kode Emiten : ENRG)**  
**January - December 2009**  
**(52 weeks)**

Emptra... 6

Week	Return	Risk
1	-0.0708	0.0068
2	-0.1200	0.0713
3	-0.0723	0.0403
4	0.0303	0.0152
5	0.0158	0.0248
6	0.0327	0.0446
7	-0.0230	0.0522
8	0.0445	0.0298
9	-0.0272	0.0212
10	0.0000	0.0000
11	0.0006	0.0179
12	0.0145	0.0137
13	0.0149	0.0211
14	0.0276	0.0080
15	0.6718	0.0974
16	0.3076	0.2055
17	0.2618	0.0420
18	0.3754	0.1069
19	0.2394	0.2127
20	0.1231	0.0596
21	0.1551	0.1235
22	-0.0202	0.0269
23	-0.0101	0.0213
24	-0.1268	0.0299
25	-0.0130	0.1418
26	-0.0532	0.0257
27	-0.0197	0.0775
28	-0.0263	0.0389
29	0.0162	0.0303
30	0.1162	0.0435
31	0.1351	0.0719
32	-0.0079	0.0434
33	-0.0686	0.0514
34	0.0011	0.0235
35	-0.0498	0.0305
36	0.0268	0.0151
37	-0.0121	0.0248
38	0.0000	0.0000
39	-0.0244	0.0332
40	-0.0261	0.0243
41	0.0006	0.0174
42	-0.1123	0.0444
43	-0.1116	0.1000
44	0.1095	0.1096
45	-0.0594	0.0636
46	0.0175	0.0078
47	-0.2616	0.0567
48	-0.0599	0.0567
49	-0.0232	0.0201
50	-0.0790	0.0309
51	-0.0207	0.0253
52	0.0438	0.0345
all	1.3027	2.5354
average	0.0251	0.0488
Variance		0.0021
Standard Deviation		0.0454



**Return & Risk**

International Nickel Indonesia

(Kode Emiten : INCO)

January - December 2009

(52 weeks)

Week	Return	Risk
1	0.2160	0.1008
2	-0.1211	0.0734
3	-0.0095	0.0722
4	0.0242	0.0436
5	-0.0085	0.0283
6	-0.0492	0.0382
7	-0.1004	0.0123
8	0.0367	0.0275
9	-0.0917	0.0255
0	0.0226	0.0076
1	0.0486	0.0102
2	0.1008	0.0715
3	0.1853	0.0889
4	-0.0354	0.0267
5	0.2250	0.0659
6	-0.1196	0.0164
7	0.1357	0.0495
8	0.1901	0.0159
9	-0.1712	0.0447
0	0.0384	0.0258
1	0.0439	0.0241
2	0.2322	0.0926
3	0.0465	0.0342
4	-0.1579	0.0352
5	0.0507	0.0612
6	0.0002	0.0095
7	-0.0790	0.0344
8	0.0158	0.0368
9	0.0854	0.0434
0	0.0310	0.0266
1	0.1261	0.0466
2	0.0178	0.0351
3	-0.0715	0.0289
4	-0.0296	0.0422
5	-0.0443	0.0291
6	0.0007	0.0194
7	0.0063	0.0135
8	-0.0177	0.0053
9	-0.0119	0.0069
0	0.0065	0.0149
1	0.0200	0.0321
2	0.0121	0.0136
3	-0.0507	0.0397
4	-0.0114	0.0222
5	-0.0443	0.0115
6	0.0137	0.0187
7	-0.0928	0.0220
8	0.0644	0.0333
9	-0.0196	0.0162
0	-0.0410	0.0174
1	-0.0348	0.0357
2	0.0729	0.0338
3	0.6566	1.7810
4	0.0126	0.0343
5		
6		
7		
8		
9		
0		
1		
2		
3		
4		
5		
6		
7		
8		
9		
0		
1		
2		
3		
4		
5		
6		
7		
8		
9		
0		
1		
2		
3		
4		
5		
6		
7		
8		
9		
0		
1		
2		
3		
4		
5		
6		
7		
8		
9		
0		
1		
2		
3		
4		
5		
6		
7		
8		
9		
0		
1		
2		
3		
4		
5		
6		
7		
8		
9		
0		
1		
2		
3		
4		
5		
6		
7		
8		
9		
0		
1		
2		
3		
4		
5		
6		
7		
8		
9		
0		
1		
2		
3		
4		
5		
6		
7		
8		
9		
0		
1		
2		
3		
4		
5		
6		
7		
8		
9		
0		
1		
2		
3		
4		
5		
6		
7		
8		
9		
0		
1		
2		
3		
4		
5		
6		
7		
8		
9		
0		
1		
2		
3		
4		
5		
6		
7		
8		
9		
0		
1		
2		
3		
4		
5		
6		
7		
8		
9		
0		
1		
2		
3		
4		
5		
6		
7		
8		
9		
0		
1		
2		
3		
4		
5		
6		
7		
8		
9		
0		
1		
2		
3		
4		
5		
6		
7		
8		
9		
0		
1		
2		
3		
4		
5		
6		
7		
8		
9		
0		
1		
2		
3		
4		
5		
6		
7		
8		
9		
0		
1		
2		
3		
4		
5		
6		
7		
8		
9		
0		
1		
2		
3		
4		
5		
6		
7		
8		
9		
0		
1		
2		
3		
4		
5		
6		
7		
8		
9		
0		
1		
2		
3		
4		
5		
6		
7		
8		
9		
0		
1		
2		
3		
4		
5		
6		
7		
8		
9		
0		
1		
2		
3		
4		
5		
6		
7		
8		
9		
0		
1		
2		
3		
4		
5		
6		
7		
8		
9		
0		
1		
2		
3		
4		
5		
6		
7		
8		
9		
0		
1		
2		
3		
4		
5		
6		
7		
8		
9		
0		
1		
2		
3		
4		
5		
6		
7		
8		
9		
0		
1		
2		
3		
4		
5		
6		
7		
8		
9		
0		
1		
2		
3		
4		
5		
6		
7		
8		
9		
0		
1		
2		
3		
4		
5		
6		
7		
8		
9		
0		
1		
2		
3		
4		
5		
6		
7		
8		
9		
0		
1		
2		
3		
4		
5		
6		
7		
8		
9		
0		
1		
2		
3		
4		
5		
6		
7		
8		
9		
0		
1		
2		
3		
4		
5		
6		
7		
8		
9		
0		
1		
2		
3		
4		
5		
6		
7		
8		
9		
0		
1		
2		
3		
4		
5		
6		
7		
8		
9		
0		
1		
2		
3		
4		
5		
6		
7		
8		
9		
0		
1		
2		
3		
4		
5		
6		
7		
8		
9		
0		
1		
2		
3		
4		
5		
6		
7		
8		
9		
0		
1		
2		
3		
4		
5		
6		
7		
8		
9		
0		
1		
2		
3		
4		
5		
6		
7		
8		
9		
0		
1		
2		
3		
4		
5		
6		
7		
8		
9		
0		
1		
2		
3		
4		
5		
6		
7		
8		
9		
0		
1		
2		
3		
4		
5		
6		
7		
8		
9		
0		
1		
2		
3		
4		
5		
6		
7		
8		
9		
0		
1		
2		
3		
4		
5		
6		
7		
8		
9		
0		
1		
2		
3		
4		
5		
6		
7		
8		
9		
0		
1		
2		
3		
4		
5		
6		
7		
8		
9		
0		
1		
2		
3		
4		
5		
6		
7		
8		
9		
0		
1		
2		
3		
4		
5		
6		
7		
8		
9		
0		
1		
2		
3		
4		
5		
6		
7		
8		
9		
0		
1		
2		
3		
4		
5		
6		
7		

**Return & Risk**

Indo Tambangraya Megah Tbk.

(Kode Emiten : ITMG)

January - December 2009

(52 weeks)

Week	Return	Risk
1	-0.0355	0.0244
2	-0.1114	0.0215
3	-0.1491	0.0296
4	0.0714	0.0449
5	0.0361	0.0250
6	-0.0243	0.0121
7	-0.0456	0.0098
8	-0.0050	0.0113
9	0.0285	0.0352
10	0.0103	0.0066
11	0.0052	0.0076
12	0.0207	0.0211
13	-0.0047	0.0113
14	0.2002	0.0979
15	0.2206	0.1003
16	-0.0512	0.0194
17	0.0743	0.0414
18	0.2224	0.2224
19	-0.0881	0.0429
20	0.0649	0.0345
21	0.0783	0.0406
22	0.1423	0.0583
23	0.0407	0.0216
24	-0.0901	0.0440
25	-0.0521	0.0548
26	-0.0174	0.0116
27	-0.0442	0.0599
28	0.0501	0.0359
29	0.1214	0.0303
30	0.1934	0.0275
31	-0.0619	0.0441
32	0.0004	0.0136
33	-0.0373	0.0330
34	0.0126	0.0328
35	-0.0028	0.0264
36	-0.0062	0.0060
37	0.0318	0.0217
38	-0.0328	0.0002
39	0.0112	0.0192
40	-0.0334	0.0115
41	0.0447	0.0139
42	-0.0266	0.0143
43	-0.0319	0.0589
44	0.0387	0.0315
45	0.0862	0.0338
46	0.0443	0.0331
47	0.0171	0.0162
48	0.1088	0.0266
49	-0.0413	0.0184
50	0.0816	0.0299
51	-0.0252	0.0226
52	0.0395	0.0283
total	1.0794	1.7396
average	0.0208	0.0335
Variance		0.0011
Standard Deviation		0.0333



*Return & Risk*  
 Tambang Batubara Bukit Asam Tbk.  
 (Kode Emiten : PTBA)  
 January - December 2009

Lampiran 2.9

(52 weeks)

<i>Week</i>	<i>Return</i>	<i>Risk</i>
1	0.0246	0.0618
2	-0.0506	0.0198
3	-0.0737	0.0360
4	0.0562	0.0129
5	0.0481	0.0294
6	-0.0062	0.0108
7	-0.0252	0.0224
8	-0.0399	0.0191
9	-0.0247	0.0414
10	-0.0141	0.0135
11	-0.0364	0.0139
12	0.0669	0.0251
13	-0.0054	0.0284
14	0.0580	0.0490
15	0.1953	0.0373
16	-0.0441	0.0243
17	0.0647	0.0334
18	0.1319	0.1319
19	-0.0733	0.0217
20	0.1334	0.0130
21	0.0238	0.0255
22	0.1780	0.0647
23	0.0005	0.0152
24	-0.1248	0.0293
25	0.0209	0.0637
26	-0.0385	0.0070
27	-0.0058	0.0453
28	-0.0070	0.0312
29	0.0827	0.0178
30	0.1148	0.0204
31	0.0014	0.0265
32	-0.0103	0.0202
33	-0.0374	0.0140
34	0.0127	0.0242
35	-0.0148	0.0161
36	0.0574	0.0174
37	0.0502	0.0482
38	-0.0105	0.0074
39	0.0040	0.0150
40	-0.0067	0.0134
41	0.0421	0.0121
42	0.0173	0.0136
43	0.0184	0.0302
44	-0.0501	0.0110
45	0.0071	0.0099
46	0.0687	0.0300
47	0.0173	0.0296
48	0.1295	0.0113
49	-0.0363	0.0150
50	0.0002	0.0105
51	-0.0174	0.0077
52	0.0149	0.0176
Total	0.8880	1.3661
Average	0.0171	0.0263
Variance		0.0004
Standar Deviation		0.0207



**Daily Stock Return**  
**Indeks Harga Saham Gabungan**  
**(Composite Index - Jakarta)**  
**January - December 2009**

Lampiran 1

<b>Date</b>	<b>Close</b>	<b>Return</b>
Monday, January 05, 2009	1,437.34	
Tuesday, January 06, 2009	1,435.54	-0.0013
Wednesday, January 07, 2009	1,421.47	-0.0098
Thursday, January 08, 2009	1,402.66	-0.0132
Friday, January 09, 2009	1,416.67	0.0100
Monday, January 12, 2009	1,406.55	-0.0071
Tuesday, January 13, 2009	1,399.73	-0.0048
Wednesday, January 14, 2009	1,386.91	-0.0092
Thursday, January 15, 2009	1,343.49	-0.0313
Friday, January 16, 2009	1,363.88	0.0152
Monday, January 19, 2009	1,350.69	-0.0097
Tuesday, January 20, 2009	1,344.15	-0.0048
Wednesday, January 21, 2009	1,321.45	-0.0169
Thursday, January 22, 2009	1,327.32	0.0044
Friday, January 23, 2009	1,315.58	-0.0088
Tuesday, January 27, 2009	1,336.63	0.0160
Wednesday, January 28, 2009	1,321.45	-0.0114
Thursday, January 29, 2009	1,324.65	0.0024
Friday, January 30, 2009	1,332.67	0.0061
Monday, February 02, 2009	1,310.64	-0.0165
Tuesday, February 03, 2009	1,304.33	-0.0048
Wednesday, February 04, 2009	1,320.36	0.0123
Thursday, February 05, 2009	1,328.07	0.0058
Friday, February 06, 2009	1,350.64	0.0170
Monday, February 09, 2009	1,342.23	-0.0062
Tuesday, February 10, 2009	1,332.13	-0.0075
Wednesday, February 11, 2009	1,324.82	-0.0055
Thursday, February 12, 2009	1,325.42	0.0005
Friday, February 13, 2009	1,338.74	0.0100
Monday, February 16, 2009	1,342.00	0.0024
Tuesday, February 17, 2009	1,318.04	-0.0179
Wednesday, February 18, 2009	1,330.61	0.0095
Thursday, February 19, 2009	1,323.70	-0.0052
Friday, February 20, 2009	1,296.94	-0.0202
Monday, February 23, 2009	1,312.44	0.0120
Tuesday, February 24, 2009	1,295.87	-0.0126
Wednesday, February 25, 2009	1,300.11	0.0033
Thursday, February 26, 2009	1,290.32	-0.0075
Friday, February 27, 2009	1,285.48	-0.0038
Monday, March 02, 2009	1,256.11	-0.0228
Tuesday, March 03, 2009	1,264.82	0.0069
Wednesday, March 04, 2009	1,289.38	0.0194
Thursday, March 05, 2009	1,288.07	-0.0010
Friday, March 06, 2009	1,286.69	-0.0011
Tuesday, March 10, 2009	1,300.21	0.0105
Wednesday, March 11, 2009	1,314.52	0.0110
Thursday, March 12, 2009	1,310.41	-0.0031
Friday, March 13, 2009	1,327.44	0.0130
Monday, March 16, 2009	1,324.85	-0.0020
Tuesday, March 17, 2009	1,313.09	-0.0096
Wednesday, March 18, 2009	1,322.84	0.0082
Thursday, March 19, 2009	1,341.60	0.0142
Friday, March 20, 2009	1,360.89	0.0144
Monday, March 23, 2009	1,406.65	0.0336
Tuesday, March 24, 2009	1,436.12	0.0210
Wednesday, March 25, 2009	1,419.97	-0.0112
Thursday, March 26, 2009	1,462.74	0.0301



Friday, March 27, 2009	1,462.74	0.0000
Monday, March 30, 2009	1,419.09	-0.0298
Tuesday, March 31, 2009	1,434.07	0.0106
Wednesday, April 01, 2009	1,461.75	0.0193
Thursday, April 02, 2009	1,499.73	0.0260
Friday, April 03, 2009	1,500.36	0.0004
Monday, April 06, 2009	1,516.64	0.0109
Tuesday, April 07, 2009	1,490.86	-0.0170
Wednesday, April 08, 2009	1,465.75	-0.0168
Monday, April 13, 2009	1,540.40	0.0509
Tuesday, April 14, 2009	1,570.26	0.0194
Wednesday, April 15, 2009	1,593.66	0.0149
Thursday, April 16, 2009	1,625.09	0.0197
Friday, April 17, 2009	1,634.79	0.0060
Monday, April 20, 2009	1,661.84	0.0165
Tuesday, April 21, 2009	1,628.85	-0.0199
Wednesday, April 22, 2009	1,615.23	-0.0084
Thursday, April 23, 2009	1,592.70	-0.0139
Friday, April 24, 2009	1,591.34	-0.0009
Monday, April 27, 2009	1,576.08	-0.0096
Tuesday, April 28, 2009	1,595.92	0.0126
Wednesday, April 29, 2009	1,644.19	0.0302
Thursday, April 30, 2009	1,722.77	0.0478
Friday, May 01, 2009	1,729.58	0.0040
Monday, May 04, 2009	1,788.15	0.0339
Tuesday, May 05, 2009	1,772.07	-0.0090
Wednesday, May 06, 2009	1,798.34	0.0148
Thursday, May 07, 2009	1,828.85	0.0170
Friday, May 08, 2009	1,862.53	0.0184
Monday, May 11, 2009	1,830.74	-0.0171
Tuesday, May 12, 2009	1,842.02	0.0062
Wednesday, May 13, 2009	1,851.33	0.0051
Thursday, May 14, 2009	1,785.00	-0.0358
Friday, May 15, 2009	1,750.91	-0.0191
Monday, May 18, 2009	1,803.57	0.0301
Tuesday, May 19, 2009	1,886.02	0.0457
Wednesday, May 20, 2009	1,885.72	-0.0002
Friday, May 22, 2009	1,881.71	-0.0021
Monday, May 25, 2009	1,890.97	0.0049
Tuesday, May 26, 2009	1,857.59	-0.0177
Wednesday, May 27, 2009	1,892.84	0.0190
Thursday, May 28, 2009	1,902.88	0.0053
Friday, May 29, 2009	1,916.83	0.0073
Monday, June 01, 2009	1,998.58	0.0426
Tuesday, June 02, 2009	1,998.64	0.0000
Wednesday, June 03, 2009	2,010.91	0.0061
Thursday, June 04, 2009	2,032.72	0.0108
Friday, June 05, 2009	2,078.93	0.0227
Monday, June 08, 2009	2,056.65	-0.0107
Tuesday, June 09, 2009	2,093.29	0.0178
Wednesday, June 10, 2009	2,108.81	0.0074
Thursday, June 11, 2009	2,089.58	-0.0091
Friday, June 12, 2009	2,090.94	0.0007
Monday, June 15, 2009	2,069.88	-0.0101
Tuesday, June 16, 2009	2,030.37	-0.0191
Wednesday, June 17, 2009	2,024.96	-0.0027
Thursday, June 18, 2009	1,950.99	-0.0365
Friday, June 19, 2009	1,990.47	0.0202
Monday, June 22, 2009	1,975.03	-0.0078
Tuesday, June 23, 2009	1,914.39	-0.0307
Wednesday, June 24, 2009	1,995.67	0.0425
Thursday, June 25, 2009	2,044.17	0.0243
Friday, June 26, 2009	2,040.19	-0.0019



Monday, June 29, 2009	2,033.72	-0.0032
Tuesday, June 30, 2009	2,026.78	-0.0034
Wednesday, July 01, 2009	2,059.88	0.0163
Thursday, July 02, 2009	2,065.75	0.0028
Friday, July 03, 2009	2,075.30	0.0046
Monday, July 06, 2009	2,035.01	-0.0194
Tuesday, July 07, 2009	2,083.25	0.0237
Thursday, July 09, 2009	2,083.97	0.0003
Friday, July 10, 2009	2,063.09	-0.0100
Monday, July 13, 2009	2,020.14	-0.0208
Tuesday, July 14, 2009	2,056.58	0.0180
Wednesday, July 15, 2009	2,123.28	0.0324
Thursday, July 16, 2009	2,117.95	-0.0025
Friday, July 17, 2009	2,106.35	-0.0055
Tuesday, July 21, 2009	2,146.55	0.0191
Wednesday, July 22, 2009	2,125.61	-0.0098
Thursday, July 23, 2009	2,160.72	0.0165
Friday, July 24, 2009	2,185.65	0.0115
Monday, July 27, 2009	2,209.10	0.0107
Tuesday, July 28, 2009	2,237.10	0.0127
Wednesday, July 29, 2009	2,225.81	-0.0050
Thursday, July 30, 2009	2,298.14	0.0325
Friday, July 31, 2009	2,323.24	0.0109
Monday, August 03, 2009	2,338.80	0.0067
Tuesday, August 04, 2009	2,360.09	0.0091
Wednesday, August 05, 2009	2,317.06	-0.0182
Thursday, August 06, 2009	2,359.98	0.0185
Friday, August 07, 2009	2,349.13	-0.0046
Monday, August 10, 2009	2,389.56	0.0172
Tuesday, August 11, 2009	2,399.28	0.0041
Wednesday, August 12, 2009	2,347.36	-0.0216
Thursday, August 13, 2009	2,396.49	0.0209
Friday, August 14, 2009	2,386.86	-0.0040
Tuesday, August 18, 2009	2,336.99	-0.0209
Wednesday, August 19, 2009	2,277.75	-0.0253
Thursday, August 20, 2009	2,328.64	0.0223
Friday, August 21, 2009	2,333.90	0.0023
Monday, August 24, 2009	2,375.87	0.0180
Tuesday, August 25, 2009	2,380.52	0.0020
Wednesday, August 26, 2009	2,380.09	-0.0002
Thursday, August 27, 2009	2,356.06	-0.0101
Friday, August 28, 2009	2,377.25	0.0090
Monday, August 31, 2009	2,341.54	-0.0150
Tuesday, September 01, 2009	2,326.91	-0.0062
Wednesday, September 02, 2009	2,285.93	-0.0176
Thursday, September 03, 2009	2,322.25	0.0159
Friday, September 04, 2009	2,322.74	0.0002
Monday, September 07, 2009	2,340.39	0.0076
Tuesday, September 08, 2009	2,371.30	0.0132
Wednesday, September 09, 2009	2,383.34	0.0051
Thursday, September 10, 2009	2,411.86	0.0120
Friday, September 11, 2009	2,415.95	0.0017
Monday, September 14, 2009	2,382.70	-0.0138
Tuesday, September 15, 2009	2,420.11	0.0157
Wednesday, September 16, 2009	2,439.36	0.0080
Thursday, September 17, 2009	2,456.99	0.0072
Thursday, September 24, 2009	2,468.90	0.0048
Friday, September 25, 2009	2,444.58	-0.0099
Monday, September 28, 2009	2,397.83	-0.0191
Tuesday, September 29, 2009	2,443.83	0.0192
Wednesday, September 30, 2009	2,467.59	0.0097
Thursday, October 01, 2009	2,477.97	0.0042
Friday, October 02, 2009	2,479.85	0.0008



Monday, October 05, 2009	2,480.41	0.0002
Tuesday, October 06, 2009	2,528.15	0.0192
Wednesday, October 07, 2009	2,513.41	-0.0058
Thursday, October 08, 2009	2,484.52	-0.0115
Friday, October 09, 2009	2,474.40	-0.0041
Monday, October 12, 2009	2,456.69	-0.0072
Tuesday, October 13, 2009	2,471.99	0.0062
Wednesday, October 14, 2009	2,511.72	0.0161
Thursday, October 15, 2009	2,515.38	0.0015
Friday, October 16, 2009	2,515.81	0.0002
Monday, October 19, 2009	2,520.92	0.0020
Tuesday, October 20, 2009	2,502.22	-0.0074
Wednesday, October 21, 2009	2,476.80	-0.0102
Thursday, October 22, 2009	2,433.18	-0.0176
Friday, October 23, 2009	2,467.95	0.0143
Monday, October 26, 2009	2,467.71	-0.0001
Tuesday, October 27, 2009	2,425.20	-0.0172
Wednesday, October 28, 2009	2,355.31	-0.0288
Thursday, October 29, 2009	2,344.03	-0.0048
Friday, October 30, 2009	2,367.70	0.0101
Monday, November 02, 2009	2,371.64	0.0017
Tuesday, November 03, 2009	2,334.11	-0.0158
Wednesday, November 04, 2009	2,371.86	0.0162
Thursday, November 05, 2009	2,367.21	-0.0020
Friday, November 06, 2009	2,395.11	0.0118
Monday, November 09, 2009	2,406.43	0.0047
Tuesday, November 10, 2009	2,381.96	-0.0102
Wednesday, November 11, 2009	2,403.88	0.0092
Thursday, November 12, 2009	2,420.28	0.0068
Friday, November 13, 2009	2,426.80	0.0027
Monday, November 16, 2009	2,468.68	0.0173
Tuesday, November 17, 2009	2,473.79	0.0021
Wednesday, November 18, 2009	2,484.23	0.0042
Thursday, November 19, 2009	2,468.79	-0.0062
Friday, November 20, 2009	2,487.36	0.0075
Monday, November 23, 2009	2,481.42	-0.0024
Tuesday, November 24, 2009	2,471.88	-0.0038
Wednesday, November 25, 2009	2,461.53	-0.0042
Thursday, November 26, 2009	2,393.52	-0.0276
Monday, November 30, 2009	2,415.84	0.0093
Tuesday, December 01, 2009	2,452.50	0.0152
Wednesday, December 02, 2009	2,471.56	0.0078
Thursday, December 03, 2009	2,500.04	0.0115
Friday, December 04, 2009	2,511.54	0.0046
Monday, December 07, 2009	2,483.76	-0.0111
Tuesday, December 08, 2009	2,483.89	0.0001
Wednesday, December 09, 2009	2,481.30	-0.0010
Thursday, December 10, 2009	2,486.44	0.0021
Friday, December 11, 2009	2,519.10	0.0131
Monday, December 14, 2009	2,506.39	-0.0050
Tuesday, December 15, 2009	2,494.74	-0.0046
Wednesday, December 16, 2009	2,522.54	0.0111
Thursday, December 17, 2009	2,509.58	-0.0051
Monday, December 21, 2009	2,431.39	-0.0312
Tuesday, December 22, 2009	2,467.64	0.0149
Wednesday, December 23, 2009	2,474.88	0.0029
Thursday, December 24, 2009	2,474.88	0.0000
Monday, December 28, 2009	2,509.69	0.0141
Tuesday, December 29, 2009	2,518.99	0.0037
Wednesday, December 30, 2009	2,534.36	0.0061



*Return & Risk*  
**Indeks Harga Saham Gabungan**  
*(Composite Index - Jakarta)*  
*January - December 2009*  
*(52 weeks)*

Lampiran 4

<i>Week</i>	<i>Return</i>	<i>Risk</i>
1	-0.0143	0.0104
2	-0.0373	0.0165
3	-0.0358	0.0114
4	0.0131	0.0113
5	0.0138	0.0135
6	-0.0087	0.0073
7	-0.0313	0.0128
8	-0.0087	0.0096
9	0.0014	0.0154
10	0.0314	0.0074
11	0.0252	0.0105
12	0.0735	0.0195
13	0.0264	0.0219
14	-0.0230	0.0160
15	0.1109	0.0170
16	-0.0265	0.0141
17	0.0850	0.0225
18	0.0751	0.0154
19	-0.0608	0.0178
20	0.0735	0.0234
21	0.0189	0.0133
22	0.0281	0.0152
23	0.0824	0.0168
24	0.0060	0.0119
25	-0.0481	0.0209
26	0.0264	0.0286
27	0.0172	0.0080
28	-0.0054	0.0185
29	0.0217	0.0209
30	0.0374	0.0131
31	0.0618	0.0134
32	0.0115	0.0141
33	0.0166	0.0172
34	-0.0216	0.0221
35	0.0187	0.0105
36	-0.0228	0.0134
37	0.0395	0.0048
38	0.0121	0.0114
39	0.0147	0.0142
40	-0.0019	0.0118
41	0.0168	0.0086
42	-0.0189	0.0123
43	-0.0408	0.0152
44	0.0118	0.0125
45	0.0133	0.0076
46	0.0249	0.0085
47	-0.0380	0.0121
48	0.0484	0.0040
49	0.0032	0.0086
50	-0.0037	0.0080
51	-0.0133	0.0196
52	0.0239	0.0054
<b>Total</b>	<b>0.6234</b>	<b>0.7164</b>
<b>Average</b>	<b>0.0120</b>	<b>0.0138</b>
<b>Variance</b>		<b>0.0000271</b>
<b>Standar Deviation</b>		<b>0.0052</b>



*Return*  
 Sertifikat Bank Indonesia (SBI)  
*Risk Free (Rf)*  
 January - December 2009

Lampiran 5

<i>Week</i>	<i>Return</i>
1	0.0014
2	0.0014
3	0.0014
4	0.0014
5	0.0014
6	0.0014
7	0.0014
8	0.0014
9	0.0014
10	0.0014
11	0.0014
12	0.0014
13	0.0014
14	0.0014
15	0.0014
16	0.0014
17	0.0014
18	0.0014
19	0.0014
20	0.0014
21	0.0014
22	0.0014
23	0.0014
24	0.0014
25	0.0014
26	0.0014
27	0.0014
28	0.0014
29	0.0014
30	0.0014
31	0.0014
32	0.0014
33	0.0014
34	0.0014
35	0.0014
36	0.0014
37	0.0014
38	0.0014
39	0.0014
40	0.0014
41	0.0014
42	0.0014
43	0.0014
44	0.0014
45	0.0014
46	0.0014
47	0.0014
48	0.0014
49	0.0014
50	0.0014
51	0.0014
52	0.0014
<b>Total</b>	<b>0.0715</b>
<b>average</b>	<b>0.1375%</b>

















## DAFTAR RIWAYAT HIDUP

Nama : Hj. Astri Desiani Kartika  
Tempat Tanggal Lahir : Jakarta, 07 Desember 1988  
Jenis Kelamin : Perempuan  
Agama : Islam  
Alamat : Jl. Taman Ayun V kavling 17-18. Perumahan  
Jatinegara Baru, Jakarta Timur






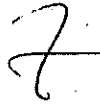
## PENDIDIKAN FORMAL

Tahun 1993-1994 : Taman Kanak-Kanak Mutiara Indonesia, Jakarta  
Tahun 1994-2000 : Sekolah Dasar Negeri Lab's School, Jakarta  
Tahun 2000-2003 : Sekolah Menengah Pertama Negeri 74, Jakarta  
Tahun 2003-2006 : Sekolah Menengah Akhir Negeri 36. Jakarta  
Tahun 2006-2009 : Jurusan Manajemen Fakultas Ekonomi, Universitas  
Darma Persada (S-1)



**LEMBAR KEGIATAN PENYUSUNAN SKIRPSI**

NAMA MAHASISWA : Hj. Astri Desiani Kevangan  
NIM : 06410010  
DOSEN PEMBIMBING : Bapak Koncoro Hadi, M.Si

KONSULTASI KE	TANGGAL KONSULTASI	MATERI YANG DIBAHAS	PARAF PEMBIMBING
I	12/3.10	Persetujuan judul dan bahan materi suripisi	
II	8/5.10	Pengumpulan data penelitian : Saham sektor pertambangan	
III	11/6.10	Pengolahan data saham sektor pertambangan	
IV	9/7.10	Teknik Analisa Data.	
V	6/8.10	Revisi mengenai kesimpulan dan saran.	
VI		Sidang!	

Tanggal mulai bimbingan : 12/3.2010

Tanggal selesai bimbingan : \_\_\_\_\_

**CATATAN :**  
Tanggal mulai bimbingan dicantumkan sejak dikeluarkannya surat ini.